

TEFCOLD® 
COOL PRODUCTS WORLDWIDE

PASSION FOR COOLING

Who are we


TEFCOLD is a family-owned company with headquarters in Viborg, Denmark. Cooling is our passion and we have more than 35 years of experience distributing commercial cooling equipment. Today we are one of the market leaders within the plug-in refrigeration industry. With the help of professional distributors and business partners, we export to customers in more than 100 countries worldwide. Our goal is to help customers keep temperatures down and sales up.





The TEFCOLD GROUP in numbers

- 150+ employees in 8 countries
- 50.000 m2 warehouse spread across Denmark, the United Kingdom, Belgium, France, and the Czech Republic
- 70.000+ units in stock
- 5000+ customers in 100 countries
- 170.000 units sold yearly

 Sales Office and Warehouse

 Sales Office



WHY CHOOSE US



Always a solution in stock for you

As you can see in this catalogue, we offer a wide range of coolers and freezers, and we always have more than 70.000 units in stock.



Global delivery

To ensure fast delivery, we have offices and warehousing throughout Europe. No minimum order quantity, mix your order as preferred and enjoy super-fast delivery times. Delivery direct from one of our factories is also an option.



Save money – use our warehouse

You are welcome to arrange deliveries directly from one of our European warehouses to your customers. This way you can invest in the products you need now instead of filling up your own warehouse.



Standard or customized products

With us you always have the choice between standard or customized products. We develop new and innovative products based on market needs or customer request, and we have our own in-house branding facilities.



High-quality products

All of our existing and new products undergo strict quality control in our state-of-the-art testing facilities to ensure quality, reliability, efficiency, and to comply with regulations.



Eco-friendly

Our new products are developed with focus on keeping the energy consumption to a minimum, and we only use eco-friendly refrigerants.



Easy to do business with

It is our mission to work hard every day to provide our customers an excellent service and make their life easy. If you have any questions, our dedicated team will be glad to answer them.

PASSION FOR COOLING

Quality solutions within cooling and freezing. And with wholehearted passion.

A passion for cooling and for customers.



COOLERS

Display or storage. Upright, chest or table top. Open or closed. Small or large. We have coolers for every purpose.

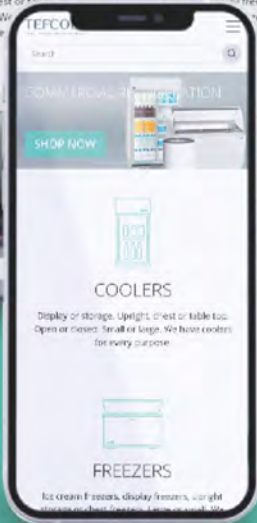


FREEZERS

Ice cream freezers, display freezers, upright storage or chest freezers. Large or small. We have freezers for every purpose.

STAINLESS STEEL

Stainless steel doors or drawers. Complete solutions.



COOLING AND KNOWHOW IN STOCK

TEFCOLD always has more than 70,000 units in stock ready for shipment from our warehouses in southern and northern Europe. Good advice on the chosen solution is also in stock.



COOLERS

Display or storage. Upright, chest or table top. Open or closed. Small or large. We have coolers for every purpose.



FREEZERS

Ice cream freezers, display freezers, upright storage or chest freezers. Large or small. We have freezers for every purpose.



COMMERCIAL COOLING WHEN IT SUITS YOU

Making life easier for our customers is important to us and we therefore focus a lot of energy on developing useful IT tools that can help with this. On this page you can see an overview of some of the solutions we have come up with – which you get access to with a web login.

Benefits of being a TEFCOLD customer with a web shop login:

- Buy 24/7 at your convenience, in your local language
- Always with your agreed prices and potential warranty agreements
- Possibility to buy on credit
- See your transport costs immediately – based on calculated loading meters
- Real time stock info
- Date of arrival if a product is sold out
- Customer center with status on orders and invoices as well as tracking codes
- Access to additional documents like product drawings, electrical diagrams, energy labels etc.
- MediaBank with all product images ready for download
- Live XML feed so you can integrate our products to your web shop
- PDF offer function - use our web shop to make offers for your customers
- Comparison function - compare different products to make an informed decision
- Create favorite lists for e.g. different product groups, projects, customers



CONTENT LIST



COOLERS

- 10** DISPLAY COOLERS
- 50** CAN COOLERS
- 54** BACKBARS
- 68** WINE COOLERS
- 76** MINIBARS
- 86** STORAGE COOLERS
- 94** DISPLAY COUNTERS
- 108** WASTE BIN COOLERS



FREEZERS

- 112** ICE CREAM FREEZERS
- 146** STORAGE FREEZERS
- 158** DISPLAY FREEZERS



RETAIL & SUPERMARKET

- 176** MULTIDECKS
- 188** IMPULSE CABINETS
- 192** SUPERMARKET CABINETS



MEDICAL

- 206** MEDICAL



COLD ROOMS

- 212** COLD ROOMS



GASTRO

- 220** COUNTERS
- 252** COOLING WELLS
- 258** UPRIGHT CABINETS
- 274** BLAST CHILLERS
- 278** UNDERCOUNTERS
- 286** G-LINE



ICE MAKERS

- 296** ICE MAKERS



DISPLAY COOLERS

Tabletop Coolers - Bottle Coolers - Display Coolers

Our small TEFCOLD display coolers are perfect on counter tops in cafés and restaurants. They are eye-catching and stimulate impulse sales if placed close to the payment point.

Display coolers are designed for shops, supermarkets, cafés, restaurants, gas stations etc. Often referred to as 'bottle coolers', they keep beverages cold whilst presenting and pro-

moting the products to their best advantage. Shelves, lighting and glass are all designed to enhance sales.

They come in a wide range of variants and sizes with and without canopies. All models can be decorated on the sides and glass doors, and on the canopy for models with this feature.



TEFCOLD CEV425CP BLACK

Display cooler with fan assisted cooling and LED light in canopy and interior. To cool your beverages fast.

Tabletop Coolers



Lock



Sliding doors

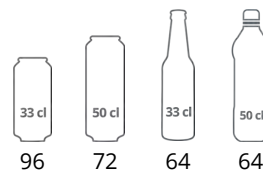


Wall hanging bracket

FSC100

Tabletop Cooler

- Sliding glass doors
- LED illuminated canopy
- Adjustable shelves
- Adjustable feet
- LED interior light
- Canopy LED light
- Fan assisted cooling



Description

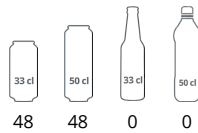
The FSC tabletop range offers excellent build quality at a competitive price. The display cooler is ideal for branding and with the illuminated canopy at the top, it is sure to grab the attention of customers. Because of its small size, it is perfect as a tabletop cooler or for hanging on the wall (it comes with wall hanging brackets).



FS60CP

Tabletop Cooler

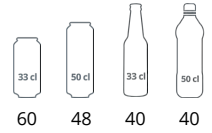
- Hinged alu-framed glass door
- LED illuminated canopy
- Self-closing door
- Fixed shelves
- Adjustable feet
- LED interior light
- Fan assisted cooling



FS80CP

Tabletop Cooler

- Hinged glass door
- LED illuminated canopy
- Adjustable shelves
- Adjustable feet
- LED interior light
- Self-closing door
- Fan assisted cooling



| | FS60CP | FS80CP | FSC100 |
|----------------------------|----------------------------------|----------------------------------|-----------------------|
| Door No & Type | 1 hinged self-closing glass door | 1 hinged self-closing glass door | 2 sliding glass doors |
| Door Reversible | Yes | Yes | No |
| Shelves No & Type | 2 fixed wire shelves | 2 wire shelves white | 3 wire shelves white |
| Shelf Color | White | White | White |
| Shelf Dimensions | 398 x 275 mm | 400 x 270 mm | 577 x 209 mm |
| Max load on Shelves | kg/m ² 196 | 196 | 196 |
| Canopy Type | D-Shape | D-Shape | D-Shape |
| Temperature Range | °C +2 to +10 | +2 to +10 | +2 to +10 |
| Climate Class | 4 | 4 | 4 |
| Gross / Net Weight | kg 34 / 32 | 43 / 38 | 51 / 46 |
| Gross / Net Volume | l 60 / 45 | 84 / 55 | 100 / 60 |
| Feet / Legs | 4 adjustable feet | 4 adjustable feet | 4 adjustable feet |
| Exterior Finish | White | White | White |
| Interior Finish | ABS | ABS | ABS |
| Interior Light | LED | LED | LED |
| Lock | Yes | Yes | Yes |
| Type of Controller | Mechanical | Mechanical | Mechanical |
| Type of Cooling | Fan assisted | Fan assisted | Fan assisted |
| Type of Defrost | Automatic | Automatic | Automatic |
| Refrigerant | R600a | R600a | R600a |
| Refrigerant Charge | g 35 | 40 | 43 |
| Thermometer | Yes | Yes | Yes |
| Energy Class | D | D | D |
| Energy Consumption | kWh/24h 1 | 1,1 | 1,37 |
| Annual Energy Cons. | kWh/year 365 | 402 | 500 |
| Input Power | W 85 | 85 | 85 |
| Voltage / Frequency | V/Hz 220-240/50 | 220-240/50 | 220-240/50 |
| Noise Level | dB(A) 44 | 42 | 45 |
| Internal Dimension (WxDxH) | mm 395 x 270 x 440 | 410 x 380 x 550 | 560 x 265 x 636 |
| External Dimension (WxDxH) | mm 445 x 440 x 720 | 480 x 460 x 840 | 655 x 390 x 930 |
| Packed Dimension (WxDxH) | mm 510 x 530 x 850 | 580 x 600 x 960 | 750 x 500 x 1036 |
| 40ft Container Load | pcs 176 | 152 | 160 |


Black Tabletop Coolers



Lock



Designed for Energy-cans



LED light

BC25CP

Tabletop Cooler

- Hinged glass door
- LED interior light
- Canopy LED light
- Fan assisted cooling
- Self-closing door
- Fixed shelves
- Adjustable feet



12

Description

The BC range of tabletop coolers is ideal for maximizing impulse sales of beverages such as soft drinks, beer, and energy drinks. It has a contemporary design with a black exterior, a hinged glass door, and LED lighting. It comes in several sizes, with or without an illuminated canopy.



BC30

Tabletop Cooler

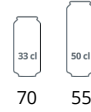
- Hinged glass door
- Self-closing door
- Fixed shelves
- Adjustable feet
- LED interior light
- Fan assisted cooling



BC60

Tabletop Cooler

- Hinged glass door
- Self-closing door
- Adjustable shelves
- Adjustable feet
- LED interior light
- Fan assisted cooling



| | BC25CP | BC30 | BC60 |
|----------------------------|----------------------------------|----------------------------------|----------------------------------|
| Door No & Type | 1 hinged self-closing glass door | 1 hinged self-closing glass door | 1 hinged self-closing glass door |
| Door Reversible | No | No | No |
| Shelves No & Type | 2 wire shelves black | 2 wire shelves black | 3 wire shelves black |
| Shelf Color | Black | Black | Black |
| Shelf Dimensions | 250 x 250 mm | 275 x 205 / 135 mm | 340 x 270 / 205 mm |
| Max load on Shelves | kg/m ² 196 | 196 | 196 |
| Canopy Type | D-Shape | - | - |
| Temperature Range | °C +2 to +10 | +2 to +10 | +2 to +10 |
| Climate Class | 4 | 4 | 4 |
| Gross / Net Weight | kg 24 / 19 | 25 / 23 | 32 / 29 |
| Gross / Net Volume | l 25 / 22 | 22 / 20 | 67 / 58 |
| Feet / Legs | 4 adjustable feet | 4 adjustable feet | 4 adjustable feet |
| Exterior Finish | Black | Black | Black |
| Interior Finish | Coated aluminium, grey | Coated aluminium, black | Coated aluminium, black |
| Interior Light | LED | LED | LED |
| Lock | Yes | Yes | Yes |
| Type of Controller | Mechanical | Mechanical | Mechanical |
| Type of Cooling | Fan assisted | Fan assisted | Fan assisted |
| Type of Defrost | Automatic | Automatic | Automatic |
| Refrigerant | R600a | R600a | R600a |
| Refrigerant Charge | g 20 | 20 | 24 |
| Thermometer | No | No | No |
| Energy Class | B | C | C |
| Energy Consumption | kWh/24h 0,476 | 0,55 | 0,56 |
| Annual Energy Cons. | kWh/year 174 | 200 | 204 |
| Input Power | W 75 | 60 | 70 |
| Voltage / Frequency | V/Hz 220-240/50 | 220-240/50 | 220-240/50 |
| Noise Level | dB(A) 44 | 44 | 44 |
| Internal Dimension (WxDxH) | mm 258 x 270 x 373 | 280 x 271 x 380 | 356 x 311 x 557 |
| External Dimension (WxDxH) | mm 332 x 423 x 618 | 356 x 430 x 491 | 432 x 496 x 668 |
| Packed Dimension (WxDxH) | mm 380 x 470 x 640 | 400 x 450 x 520 | 480 x 550 x 700 |
| 40ft Container Load | pcs 450 | 580 | 280 |

Tabletop Milk Coolers



Suitable for
Dairy Products



Lock



BC60 MC

Milk Cooler

- Ideal as milk cooler for coffee machines
- Table top cooler with holes, bushings and plugs
- 6 holes - 2 in the top, 2 on each side
- Hinged glass door
- Adjustable feet
- Fan assisted cooling
- LED interior light
- Dispensing tubes not supplied



6 pre-drilled valves for milk
hoses



Adjustable shelves

Description

The BC-MC range of milk coolers is ideal to use with your coffee machine. It has 6 holes and closed bushings and plugs, on both sides and on the top of the cabinet, to provide an easy supply of fresh and cooled milk. The tabletop cooler has a glass door, fan assisted cooling, and LED interior lighting. It comes in two sizes.



DID YOU KNOW?

Our BC milk coolers have pre-drilled holes, bushings, and plugs - they are ideal to use with your coffee machine.

BC30 MC Milk Cooler



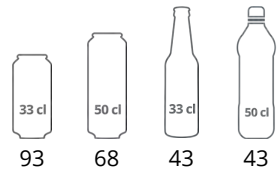
- Ideal as milk cooler for coffee machines
- Table top cooler with holes, bushings and plugs
- 6 holes - 2 in the top, 2 on each side
- Hinged glass door
- Adjustable feet
- Fan assisted cooling
- LED interior light
- Dispensing tubes not supplied

| | BC30 MC | BC60 MC |
|----------------------------|----------------------------------|----------------------------------|
| Door No & Type | 1 hinged self-closing glass door | 1 hinged self-closing glass door |
| Door Reversible | No | No |
| Shelves No & Type | 1 wire shelves black | 3 wire shelves black |
| Shelf Color | Black | Black |
| Shelf Dimensions | 275 x 205 / 135 mm | 340 x 270 / 205 mm |
| Max load on Shelves | kg/m ² 196 | 196 |
| Temperature Range | °C +2 to +10 | +2 to +10 |
| Climate Class | 4 | 4 |
| Gross / Net Weight | kg 25 / 23 | 32 / 29 |
| Gross / Net Volume | l 22 / 20 | 67 / 58 |
| Feet / Legs | 4 adjustable feet | 4 adjustable feet |
| Exterior Finish | Black | Black |
| Interior Finish | Coated aluminium, black | Coated aluminium, black |
| Interior Light | LED | LED |
| Lock | Yes | Yes |
| Type of Controller | Mechanical | Mechanical |
| Type of Cooling | Fan assisted | Fan assisted |
| Type of Defrost | Automatic | Automatic |
| Refrigerant | R600a | R600a |
| Refrigerant Charge | g 20 | 24 |
| Thermometer | No | No |
| Energy Class | C | C |
| Energy Consumption | kWh/24h 0,55 | 0,56 |
| Annual Energy Cons. | kWh/year 200 | 204 |
| Input Power | W 60 | 70 |
| Voltage / Frequency | V/Hz 220-240/50 | 220-240/50 |
| Noise Level | dB(A) 44 | 44 |
| Internal Dimension (WxDxH) | mm 280 x 271 x 380 | 356 x 311 x 557 |
| External Dimension (WxDxH) | mm 356 x 430 x 491 | 432 x 496 x 668 |
| Packed Dimension (WxDxH) | mm 400 x 450 x 520 | 480 x 550 x 700 |
| 40ft Container Load | pcs 580 | 280 |

Undercounter Bottle Coolers



Lock


**BC85 w/Fan**

Bottle Cooler

- Curved reversible glass door
- Fan assisted cooling
- LED interior light
- Hinged glass door
- Adjustable shelves
- Adjustable feet
- Digital temperature display



Fan assisted cooling



LED light

Description

The BC undercounter range of bottle coolers comes in two sizes and offers great product visibility. It has a curved reversible glass door with an integrated handle. The cooler comes with adjustable wire shelves, which makes it easy to fit the interior to your specific needs. Fan-assisted cooling ensures an even temperature in the cabinet.

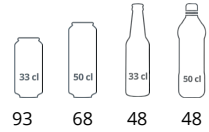


DID YOU KNOW?
 These BC undercounters are with reversible curved glass door.

BC145 W/FAN

Bottle Cooler

- Curved reversible glass door
- Fan assisted cooling
- LED interior light
- Hinged glass door
- Adjustable shelves
- Adjustable feet



| BC145 W/FAN | | BC85 w/Fan |
|----------------------------|----------------------------|----------------------------|
| Door No & Type | 1 hinged curved glass door | 1 hinged curved glass door |
| Door Reversible | Yes | Yes |
| Shelves No & Type | 3 wire shelves white | 3 wire shelves white |
| Shelf Color | White | White |
| Shelf Dimensions | 410 x 353 mm | 410 x 353 mm |
| Max load on Shelves | kg/m ² 196 | 196 |
| Temperature Range | °C +2 to +10 | +2 to +10 |
| Climate Class | 4 | 4 |
| Gross / Net Weight | kg 41 / 36 | 38 / 33 |
| Gross / Net Volume | l 109 / 105 | 92 / 85 |
| Feet / Legs | 4 adjustable feet | 4 adjustable feet |
| Exterior Finish | White | White |
| Interior Finish | ABS | ABS |
| Interior Light | LED | LED |
| Lock | Yes | Yes |
| Type of Controller | Mechanical | Mechanical |
| Type of Cooling | Fan assisted | Fan assisted |
| Type of Defrost | Automatic | Automatic |
| Refrigerant | R600a | R600a |
| Refrigerant Charge | g 28 | 28 |
| Thermometer | Yes | Yes |
| Energy Class | D | C |
| Energy Consumption | kWh/24h 0,98 | 1,06 |
| Annual Energy Cons. | kWh/year 359 | 387 |
| Input Power | W 165 | 165 |
| Voltage / Frequency | V/Hz 220-240/50 | 220-240/50 |
| Noise Level | dB(A) 45 | 45 |
| Internal Dimension (WxDxH) | mm 410 x 415 x 710 | 410 x 415 x 630 |
| External Dimension (WxDxH) | mm 503 x 567 x 850 | 503 x 567 x 775 |
| Packed Dimension (WxDxH) | mm 570 x 610 x 900 | 570 x 610 x 810 |
| 40ft Container Load | pcs 228 | 228 |

Black Bottle Coolers



Strong handle



LED light inside door frame

CEV435 BLACK

Black Bottle Cooler

- Low energy consumption
- Black interior and exterior
- Elegant design
- Great product presentation
- Extra shelf space
- LED light in door frame
- Adjustable shelves
- Fan assisted cooling
- Reversible door (spare parts needed)
- Lock



455

301

217

217

Description

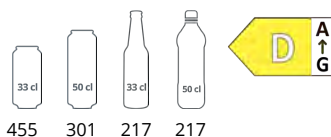
The CEV range is our bestselling range of bottle coolers. It has everything needed for displaying ice-cold beverages in the best possible way – a glass door with LED lighting on the inside of the door frame – adjustable shelves for flexibility – fan assisted cooling for an even temperature throughout the cabinet – and on top of that it is ideal for branding. It is standard available with right hinged doors as well as left hinged doors.



CEV425CP BLACK

Black bottle cooler

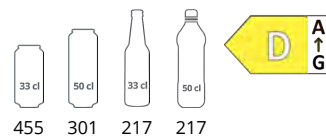
- Black interior and exterior
- Elegant design
- Great product presentation
- Illuminated canopy
- Ideal for branding
- LED light in door frame
- Adjustable shelves
- Fan assisted cooling
- Lock



CEV425 BLACK L/H

Bottle Cooler, Left Hinged

- Left hinged glass door
- Black interior and exterior
- Elegant design
- Great product presentation
- Extra shelf space
- LED light in door frame
- Adjustable shelves
- Fan assisted cooling



| | | CEV425 BLACK | CEV425 BLACK L/H | CEV425CP BLACK | CEV435 BLACK |
|----------------------------|-------------------|-----------------------|--------------------------|-----------------------|-----------------------|
| Door No & Type | | 1 hinged glass door | 1 left hinged glass door | 1 hinged glass door | 1 hinged glass door |
| Door Reversible | | Yes | Yes | Yes | Yes |
| Shelves No & Type | | 5 wire shelves black | 5 wire shelves black | 5 wire shelves black | 5 wire shelves black |
| Shelf Color | | Black | Black | Black | Black |
| Shelf Dimensions | | 490 x 360 mm | 490 x 360 mm | 490 x 360 mm | 490 x 360 mm |
| Max load on Shelves | kg/m ² | 196 | 196 | 196 | 196 |
| Canopy Type | | | | L-Shape | |
| Temperature Range | °C | +2 to +10 | +2 to +10 | +2 to +10 | +2 to +10 |
| Climate Class | | 4 | 4 | 4 | 4 |
| Gross / Net Weight | kg | 80 / 75 | 80 / 75 | 83 / 78 | 80 / 75 |
| Gross / Net Volume | l | 372 / 347 | 372 / 347 | 372 / 347 | 372 / 347 |
| Feet / Legs | | 2 adjustable feet | 2 adjustable feet | 2 adjustable feet | 2 adjustable feet |
| Castors | | 2 rollers | 2 rollers | 2 rollers | 2 rollers |
| Exterior Finish | | Black | Black | Black | Black |
| Interior Finish | | Black ABS | Black | Black ABS | Black |
| Interior Light | | LED inside door frame | LED inside door frame | LED inside door frame | LED inside door frame |
| Lock | | Yes | Yes | Yes | Yes |
| Type of Controller | | Mechanical | Mechanical | Mechanical | Electronic |
| Type of Cooling | | Fan assisted | Fan assisted | Fan assisted | Fan assisted |
| Type of Defrost | | Automatic | Automatic | Automatic | Automatic |
| Refrigerant | | R600a | R600a | R600a | R600a |
| Refrigerant Charge | g | 70 | 70 | 70 | 70 |
| Thermometer | | Yes | Yes | Yes | Yes |
| Energy Class | | D | D | D | C |
| Energy Consumption | kWh/24h | 2,2 | 2,2 | 2,25 | 1,54 |
| Annual Energy Cons. | kWh/year | 803 | 803 | 821 | 563 |
| Input Power | W | 295 | 295 | 295 | 295 |
| Voltage / Frequency | V/Hz | 220-240/50 | 220-240/50 | 220-240/50 | 220-240/50 |
| Noise Level | dB(A) | 45 | 45 | 45 | 45 |
| Internal Dimension (WxDxH) | mm | 470 x 440 x 1555 | 470 x 440 x 1555 | 470 x 440 x 1555 | 470 x 440 x 1555 |
| External Dimension (WxDxH) | mm | 595 x 640 x 1840 | 595 x 640 x 1840 | 595 x 640 x 1980 | 595 x 640 x 1840 |
| Packed Dimension (WxDxH) | mm | 665 x 710 x 2000 | 665 x 710 x 2000 | 665 x 710 x 2015 | 665 x 710 x 2000 |
| 40ft Container Load | pcs | 54 | 54 | 54 | 54 |

Black Bottle Coolers



Lock




Left Hinged Door



DID YOU KNOW?

The SCU1425 range has an amazing full-height glass door.



Frameless door



3 LEDs - Vertical and horizontally

SCU1425 FRAMELESS L/H Bottle Cooler with Left Hand Hinged Door

- Left hinged glass door
- Elegant design
- Frameless glass door
- Black interior and exterior
- Extra high glass door
- Great product presentation
- Internal vertical and horizontal LED light
- Ventilated cooling



Description

The SCU1425 range of bottle coolers takes affordable display refrigeration to a new level of quality. A black exterior and interior give it an elegant touch. The cooler has a frameless full-height glass door, adjustable shelves, and LED interior lighting for optimum product presentation. A fan assisted cooling system ensures even cooling over the whole cabinet. Comes as standard with a right hinged or left hinged door.



SCU1425 FRAMELESS

Black Display Cooler

- Elegant design
- Frameless glass door
- Black interior and exterior
- Extra high glass door
- Great product presentation
- Internal vertical and horizontal LED light
- Ventilated cooling



SCU1425H

Black Display Cooler

- Elegant design
- Great product presentation
- Black interior and exterior
- Extra high glass door
- Hinged alu-framed glass door
- Internal vertical and horizontal LED light
- Ventilated cooling



| | SCU1425 FRAMELESS | SCU1425 FRAMELESS L/H | SCU1425H |
|----------------------------|-----------------------|--------------------------|-----------------------|
| Door No & Type | 1 hinged glass door | 1 left hinged glass door | 1 hinged glass door |
| Door Reversible | No | No | No |
| Shelves No & Type | 5 black sheet metal | 5 black sheet metal | 5 black sheet metal |
| Shelf Color | Black | Black | Black |
| Shelf Dimensions | 477 x 365 mm | 477 x 365 mm | 477 x 365 mm |
| Max load on Shelves | kg/m ² 196 | 196 | 196 |
| Temperature Range | °C +2 to +10 | +2 to +10 | +2 to +10 |
| Climate Class | 4 | 4 | 4 |
| Gross / Net Weight | kg 97 / 86 | 97 / 86 | 97 / 86 |
| Gross / Net Volume | l 387 / 347 | 387 / 347 | 387 / 347 |
| Feet / Legs | 2 adjustable feet | 2 adjustable feet | 2 adjustable feet |
| Castors | 2 rollers | 2 rollers | 2 rollers |
| Exterior Finish | Black | Black | Black |
| Interior Finish | Black ABS | Black ABS | Black ABS |
| Interior Light | LED inside door frame | LED inside door frame | LED inside door frame |
| Lock | Yes | Yes | Yes |
| Type of Controller | Mechanical | Mechanical | Mechanical |
| Type of Cooling | Fan assisted | Fan assisted | Fan assisted |
| Type of Defrost | Automatic | Automatic | Automatic |
| Refrigerant | R600a | R600a | R600a |
| Refrigerant Charge | g 85 | 85 | 85 |
| Thermometer | Yes | Yes | Yes |
| Energy Class | D | D | D |
| Energy Consumption | kWh/24h 1,87 | 1,87 | 1,87 |
| Annual Energy Cons. | kWh/year 683 | 683 | 683 |
| Input Power | W 235 | 235 | 235 |
| Voltage / Frequency | V/Hz 220-240/50 | 220-240/50 | 220-240/50 |
| Noise Level | dB(A) 45 | 45 | 45 |
| Internal Dimension (WxDxH) | mm 505 x 462 x 1742 | 505 x 462 x 1742 | 505 x 462 x 1742 |
| External Dimension (WxDxH) | mm 595 x 595 x 1990 | 595 x 595 x 1990 | 595 x 595 x 1990 |
| Packed Dimension (WxDxH) | mm 665 x 715 x 2150 | 665 x 715 x 2150 | 665 x 715 x 2150 |
| 40ft Container Load | pcs 54 | 54 | 54 |

Slim Bottle Coolers



Suitable for
Dairy Products



Lock



LED light inside door frame

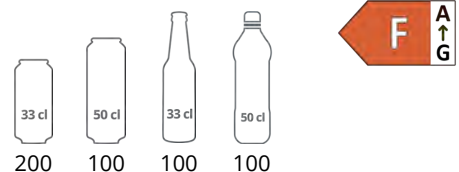


Digital thermometer

FSC175H BLACK

Bottle Cooler

- Black interior and exterior
- LED illuminated canopy
- LED light in door frame
- Self-closing door
- Adjustable shelves
- Hinged glass door
- Fan assisted cooling
- Internal stainless steel base
- Digital temperature display
- Fully automatic



Description

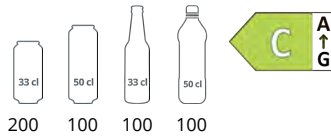
The FSC Slim range offers excellent build quality at a competitive price. The slim model has an alu-framed glass door and is available in white or black. You get great product presentation combined with a powerful refrigeration system, and the adjustable shelves add flexibility. The display cooler is ideal for branding and with the illuminated canopy at the top, it is sure to grab the attention of customers.



FS176H Black

Bottle Cooler

- Black interior and exterior
- Self-closing hinged glass door
- LED light in door frame
- Adjustable shelves
- Fan assisted cooling
- Internal stainless steel base
- Digital temperature display
- Fully automatic



FS176H

Bottle Cooler

- Great product presentation
- Self-closing hinged alu-framed glass door
- LED light in door frame
- Adjustable shelves
- Adjustable feet
- Fan assisted cooling
- Digital temperature display
- Fully automatic



| | FS176H | FS176H Black | FSC175H | FSC175H BLACK |
|----------------------------|-----------------------|----------------------|----------------------------------|----------------------------------|
| Door No & Type | 1 hinged glass door | 1 hinged glass door | 1 hinged self-closing glass door | 1 hinged self-closing glass door |
| Door Reversible | No | No | No | No |
| Shelves No & Type | 5 wire shelves white | 5 wire shelves black | 5 wire shelves white | 5 wire shelves black |
| Shelf Color | White | Black | White | Black |
| Shelf Dimensions | 342 x 266 | 342 x 266 | 342 x 266 | 342 x 266 |
| Max load on Shelves | kg/m ² 196 | 196 | 196 | 196 |
| Canopy Type | - | - | D-Shape | L-Shape |
| Temperature Range | °C +2 to +10 | +2 to +10 | +2 to +10 | +2 to +10 |
| Climate Class | 4 | 4 | 4 | 4 |
| Gross / Net Weight | kg 70 / 64 | 70 / 64 | 70 / 64 | 70 / 64 |
| Gross / Net Volume | l 182 / 114 | 182 / 114 | 182 / 114 | 182 / 114 |
| Feet / Legs | 2 adjustable feet | 2 adjustable feet | 2 adjustable feet | 2 adjustable feet |
| Castors | 2 rollers | 2 rollers | 2 rollers | 2 rollers |
| Exterior Finish | White | Black | White | Black |
| Interior Finish | White | Black | White | Black |
| Interior Light | LED | LED | LED | LED |
| Lock | Yes | Yes | Yes | Yes |
| Type of Controller | Electronic | Electronic | Mechanical | Mechanical |
| Type of Cooling | Fan assisted | Fan assisted | Fan assisted | Fan assisted |
| Type of Defrost | Automatic | Automatic | Automatic | Automatic |
| Refrigerant | R600a | R600a | R600a | R600a |
| Refrigerant Charge | g 50 | 50 | 50 | 50 |
| Thermometer | Yes | Yes | Yes | Yes |
| Energy Class | C | C | F | F |
| Energy Consumption | kWh/24h 0,95 | 0,95 | 2,65 | 2,65 |
| Annual Energy Cons. | kWh/year 347 | 347 | 967 | 967 |
| Input Power | W 200 | 200 | 200 | 200 |
| Voltage / Frequency | V/Hz 220-240/50 | 220-240/50 | 220-240/50 | 220-240/50 |
| Noise Level | dB(A) 45 | 45 | 45 | 45 |
| Internal Dimension (WxDxH) | mm 355 x 363 x 1410 | 355 x 363 x 1410 | 357 x 362 x 1410 | 357 x 362 x 1410 |
| External Dimension (WxDxH) | mm 435 x 500 x 1833 | 435 x 500 x 1833 | 435 x 505 x 2013 | 435 x 505 x 2013 |
| Packed Dimension (WxDxH) | mm 500 x 560 x 1990 | 500 x 560 x 1990 | 500 x 550 x 2060 | 500 x 550 x 2060 |
| 40ft Container Load | pcs 96 | 96 | 96 | 96 |

Bottle Coolers



Suitable for
Dairy Products



Lock



Strong handle



LED light inside door frame

DID YOU KNOW?

We offer branding of our products. We will prepare, print and place your advertising material on the units – at our warehouses or at the factories for larger quantities.

CEV425CP 2 LED

Bottle Cooler

- One of our bestsellers
- Great product presentation
- Illuminated canopy
- Ideal for branding
- LED light in door frame
- Adjustable shelves
- Fan assisted cooling
- Reversible door (spare parts needed)
- Digital temperature display
- Lock



Description

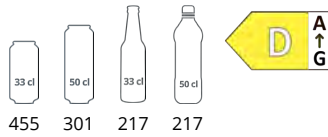
The CEV range is our bestselling range of bottle coolers. It has everything needed for displaying ice-cold beverages in the best possible way – a glass door with LED lighting on the inside of the door frame – adjustable shelves for flexibility – fan assisted cooling for an even temperature throughout the cabinet – and on top of that it is ideal for branding. It is standard available with right hinged doors as well as left hinged doors.



CEV425 1 LED

Bottle Cooler

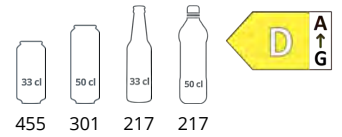
- One of our bestsellers
- Great product presentation
- Ideal for branding
- LED light in door frame
- Adjustable shelves
- Adjustable feet
- Fan assisted cooling
- Reversible door (spare parts needed)
- Lock



CEV425 1 LED L/H

Bottle Cooler, Left Hinged

- Left hinged glass door
- Great product presentation
- Ideal for branding
- LED light in door frame
- Adjustable shelves
- Adjustable feet
- Fan assisted cooling



| | CEV425 1 LED | CEV425 1 LED L/H | CEV425CP 2 LED | CEV425CP 2 LED L/H |
|----------------------------|-----------------------|--------------------------|-----------------------|--------------------------|
| Door No & Type | 1 hinged glass door | 1 left hinged glass door | 1 hinged glass door | 1 left hinged glass door |
| Door Reversible | Yes | Yes | Yes | Yes |
| Shelves No & Type | 4 wire shelves white | 5 wire shelves white | 4 wire shelves white | 4 wire shelves white |
| Shelf Color | White | White | White | White |
| Shelf Dimensions | 490 x 360 mm | 490 x 360 mm | 490 x 360 mm | 490 x 360 mm |
| Max load on Shelves | kg/m ² 196 | 196 | 196 | 196 |
| Canopy Type | | | D-Shape | D-Shape |
| Temperature Range | °C +2 to +10 | +2 to +10 | +2 to +10 | +2 to +10 |
| Climate Class | 4 | 4 | 4 | 4 |
| Gross / Net Weight | kg 80 / 75 | 80 / 75 | 83 / 78 | 83 / 78 |
| Gross / Net Volume | l 372 / 347 | 372 / 347 | 372 / 347 | 372 / 347 |
| Feet / Legs | 2 adjustable feet | 2 adjustable feet | 2 adjustable feet | 2 adjustable feet |
| Castors | 2 rollers | 2 rollers | 2 rollers | 2 rollers |
| Exterior Finish | White | White | White | White |
| Interior Finish | White | White | White | White |
| Interior Light | LED inside door frame | LED inside door frame | LED inside door frame | LED inside door frame |
| Lock | Yes | Yes | Yes | Yes |
| Type of Controller | Mechanical | Mechanical | Mechanical | Mechanical |
| Type of Cooling | Fan assisted | Fan assisted | Fan assisted | Fan assisted |
| Type of Defrost | Automatic | Automatic | Off Cycle | Automatic |
| Refrigerant | R600a | R600a | R600a | R600a |
| Refrigerant Charge | g 70 | 70 | 70 | 70 |
| Thermometer | Yes | Yes | Yes | Yes |
| Energy Class | D | D | D | D |
| Energy Consumption | kWh/24h 2,2 | 2,2 | 2,25 | 2,25 |
| Annual Energy Cons. | kWh/year 803 | 803 | 821 | 821 |
| Input Power | W 295 | 295 | 295 | 295 |
| Voltage / Frequency | V/Hz 220-240/50 | 220-240/50 | 220-240/50 | 220-240/50 |
| Noise Level | dB(A) 45 | 45 | 45 | 45 |
| Internal Dimension (WxDxH) | mm 470 x 440 x 1555 | 470 x 440 x 1555 | 470 x 440 x 1555 | 470 x 440 x 1555 |
| External Dimension (WxDxH) | mm 595 x 640 x 1840 | 595 x 640 x 1840 | 595 x 640 x 1980 | 595 x 640 x 1980 |
| Packed Dimension (WxDxH) | mm 665 x 710 x 2000 | 665 x 710 x 2000 | 665 x 710 x 2015 | 665 x 710 x 2015 |
| 40ft Container Load | pcs 54 | 54 | 54 | 54 |

FS Bottle Coolers



Lock



Strong handle

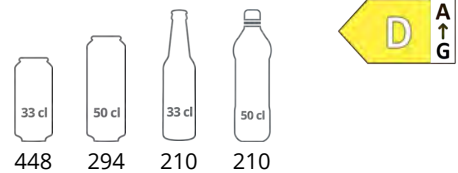


Lock

FS2380

Bottle Cooler

- Hinged alu-framed glass door
- Reversible doors
- Adjustable shelves
- Adjustable feet
- LED interior light
- Fan assisted cooling



Description

The FS range of bottle coolers offers excellent build quality at a competitive price. The cabinet is white with two grey alu-framed glass doors. You get great product presentation combined with a powerful fan assisted refrigeration system, and the adjustable shelves add flexibility. Many models are also available with a canopy (FSC range).

FS1220

Bottle Cooler

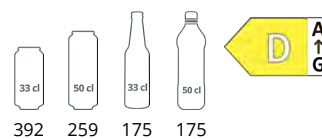
- Hinged alu-framed glass door
- Reversible door
- Adjustable shelves
- Adjustable feet
- LED interior light
- Fan assisted cooling



FS1280

Bottle Cooler

- Hinged alu-framed glass door
- Reversible door
- Adjustable shelves
- Adjustable feet
- LED interior light
- Fan assisted cooling



| | FS1220 | FS1280 | FS1380 | FS2380 |
|----------------------------|-----------------------|----------------------|----------------------|------------------------------|
| Door No & Type | 1 hinged glass door | 1 hinged glass door | 1 hinged glass door | 2 split doors - hinged glass |
| Door Reversible | Yes | Yes | Yes | Yes |
| Shelves No & Type | 3 wire shelves white | 4 wire shelves white | 5 wire shelves white | 5 wire shelves white |
| Shelf Color | White | White | White | White |
| Shelf Dimensions | 498 x 405 mm | 498 x 405 mm | 498 x 405 mm | 498 x 405 mm |
| Max load on Shelves | kg/m ² 196 | 196 | 196 | 196 |
| Temperature Range | °C +2 to +10 | +2 to +10 | +2 to +10 | +2 to +10 |
| Climate Class | 4 | 4 | 4 | 4 |
| Gross / Net Weight | kg 67 / 62 | 78 / 73 | 81 / 74 | 87 / 82 |
| Gross / Net Volume | l 215 / 190 | 290 / 260 | 372 / 347 | 372 / 347 |
| Feet / Legs | 2 adjustable feet | 2 adjustable feet | 2 adjustable feet | 2 adjustable feet |
| Castors | 2 rollers | 2 rollers | 2 rollers | 2 rollers |
| Exterior Finish | White | White | White | White |
| Interior Finish | ABS | ABS | ABS | ABS |
| Interior Light | LED | LED | LED | LED |
| Lock | Yes | Yes | Yes | Yes |
| Type of Controller | Mechanical | Mechanical | Mechanical | Mechanical |
| Type of Cooling | Fan assisted | Fan assisted | Fan assisted | Fan assisted |
| Type of Defrost | Automatic | Automatic | Automatic | Automatic |
| Refrigerant | R600a | R600a | R600a | R600a |
| Refrigerant Charge | g 50 | 70 | 80 | 80 |
| Thermometer | Yes | Yes | Yes | Yes |
| Energy Class | E | D | D | D |
| Energy Consumption | kWh/24h 1,9 | 2 | 2,2 | 2,2 |
| Annual Energy Cons. | kWh/year 694 | 730 | 803 | 803 |
| Input Power | W 229 | 266 | 295 | 295 |
| Voltage / Frequency | V/Hz 220-240/50 | 220-240/50 | 220-240/50 | 220-240/50 |
| Noise Level | dB(A) 45 | 45 | 45 | 45 |
| Internal Dimension (WxDxH) | mm 470 x 440 x 1027 | 470 x 440 x 1347 | 470 x 440 x 1555 | 470 x 440 x 1555 |
| External Dimension (WxDxH) | mm 595 x 640 x 1315 | 595 x 640 x 1635 | 595 x 640 x 1840 | 595 x 640 x 1840 |
| Packed Dimension (WxDxH) | mm 680 x 710 x 1410 | 680 x 710 x 1740 | 680 x 710 x 1940 | 680 x 710 x 1940 |
| 40ft Container Load | pcs 54 | 54 | 54 | 54 |

FSC Bottle Coolers



Lock



Strong handle



Lock

FSC1380 Bottle Cooler

- LED illuminated canopy
- Reversible door
- Adjustable shelves
- Adjustable feet
- LED interior light
- Hinged alu-framed glass door
- Fan assisted cooling



Description

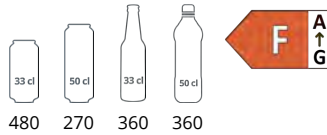
The FSC range of 1-door bottle coolers offers excellent build quality at a competitive price. The cabinet is white with a grey alu-framed glass door. It is ideal for branding and with the illuminated canopy at the top, it is sure to grab the attention of customers. You get great product presentation combined with a powerful fan assisted refrigeration system, and the adjustable shelves add flexibility. Many models are also available without a canopy (FS range).



FSC1450

Bottle Cooler

- Reversible door
- Adjustable shelves
- Adjustable feet
- Hinged alu-framed glass door
- LED illuminated canopy
- Fan assisted cooling
- LED interior light



| | FSC1380 | FSC1450 |
|----------------------------|-----------------------|----------------------|
| Door No & Type | 1 hinged glass door | 1 hinged glass door |
| Door Reversible | Yes | Yes |
| Shelves No & Type | 5 wire shelves white | 6 wire shelves white |
| Shelf Color | White | White |
| Shelf Dimensions | 498 x 405 mm | 574 x 405 mm |
| Max load on Shelves | kg/m ² 196 | 196 |
| Canopy Type | D-Shape | D-Shape |
| Temperature Range | °C +2 to +10 | +2 to +10 |
| Climate Class | 4 | 4 |
| Gross / Net Weight | kg 87 / 82 | 107 / 102 |
| Gross / Net Volume | l 372 / 347 | 438 / 374 |
| Feet / Legs | 2 adjustable feet | 2 adjustable feet |
| Castors | 2 rollers | 2 rollers |
| Exterior Finish | White | White |
| Interior Finish | ABS | ABS |
| Interior Light | LED | LED |
| Lock | Yes | Yes |
| Type of Controller | Mechanical | Mechanical |
| Type of Cooling | Fan assisted | Fan assisted |
| Type of Defrost | Automatic | Automatic |
| Refrigerant | R600a | R600a |
| Refrigerant Charge | g 80 | 80 |
| Thermometer | Yes | Yes |
| Energy Class | D | F |
| Energy Consumption | kWh/24h 2,25 | 3,62 |
| Annual Energy Cons. | kWh/year 821 | 1321 |
| Input Power | W 295 | 295 |
| Voltage / Frequency | V/Hz 220-240/50 | 220-240/50 |
| Noise Level | dB(A) 45 | 45 |
| Internal Dimension (WxDxH) | mm 470 x 440 x 1555 | 585 x 495 x 1515 |
| External Dimension (WxDxH) | mm 595 x 640 x 1980 | 680 x 655 x 2090 |
| Packed Dimension (WxDxH) | mm 680 x 710 x 2080 | 690 x 755 x 2200 |
| 40ft Container Load | pcs 54 | 51 |

SCU Bottle Coolers



Lock



Strong handle

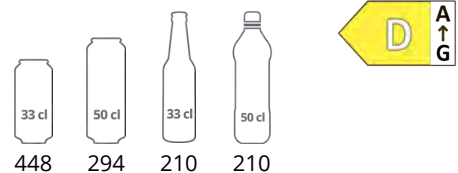


Lock

SCU2375

Bottle Cooler

- Adjustable shelves
- Reversible doors
- Adjustable feet
- LED interior light
- Hinged alu-framed glass doors
- Fan assisted cooling



Description

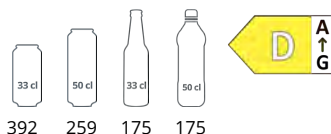
The SCU range of bottle coolers offers great display and storage space. It comes in several sizes, with or without canopy. It is a white cabinet that has a black reversible alu-framed glass door, adjustable shelves, and LED interior lighting for optimum product presentation. A fan assisted cooling system ensures even cooling over the whole cabinet.



SCU1280

Bottle Cooler

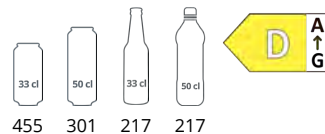
- Reversible door
- Adjustable shelves
- Adjustable feet
- LED interior light
- Hinged alu-framed glass door
- Fan assisted cooling
- Lock



SCU1375

Bottle Cooler

- Reversible door
- Adjustable shelves
- Adjustable feet
- LED interior light
- Hinged alu-framed glass door
- Fan assisted cooling
- Lock



| | SCU1220 | SCU1280 | SCU1375 | SCU2375 |
|----------------------------|-----------------------|----------------------|----------------------|------------------------------|
| Door No & Type | 1 hinged glass door | 1 hinged glass door | 1 hinged glass door | 2 split doors - hinged glass |
| Door Reversible | Yes | Yes | Yes | Yes |
| Shelves No & Type | 3 wire shelves white | 4 wire shelves white | 5 wire shelves white | 5 wire shelves white |
| Shelf Color | White | White | White | White |
| Shelf Dimensions | 498 x 405 mm | 498 x 405 mm | 498 x 405 mm | 498 x 405 mm |
| Max load on Shelves | kg/m ² 196 | 196 | 196 | 196 |
| Temperature Range | °C +2 to +10 | +2 to +10 | +2 to +10 | +2 to +10 |
| Climate Class | 4 | 4 | 4 | 4 |
| Gross / Net Weight | kg 67 / 62 | 78 / 73 | 81 / 74 | 87 / 82 |
| Gross / Net Volume | l 215 / 190 | 290 / 260 | 372 / 347 | 372 / 347 |
| Feet / Legs | 2 adjustable feet | 2 adjustable feet | 2 adjustable feet | 2 adjustable feet |
| Castors | 2 rollers | 2 rollers | 2 rollers | 2 rollers |
| Exterior Finish | White | White | White | White |
| Interior Finish | ABS | ABS | ABS | ABS |
| Interior Light | LED | LED | LED | LED |
| Lock | Yes | Yes | Yes | Yes |
| Type of Controller | Mechanical | Mechanical | Mechanical | Mechanical |
| Type of Cooling | Fan assisted | Fan assisted | Fan assisted | Fan assisted |
| Type of Defrost | Automatic | Automatic | Automatic | Automatic |
| Refrigerant | R600a | R600a | R600a | R600a |
| Refrigerant Charge | g 50 | 70 | 80 | 80 |
| Thermometer | Yes | Yes | Yes | Yes |
| Energy Class | E | D | D | D |
| Energy Consumption | kWh/24h 1,9 | 2 | 2,2 | 2,2 |
| Annual Energy Cons. | kWh/year 694 | 730 | 803 | 803 |
| Input Power | W 229 | 266 | 295 | 295 |
| Voltage / Frequency | V/Hz 220-240/50 | 220-240/50 | 220-240/50 | 220-240/50 |
| Noise Level | dB(A) 45 | 45 | 45 | 45 |
| Internal Dimension (WxDxH) | mm 470 x 440 x 1027 | 470 x 440 x 1347 | 470 x 440 x 1555 | 470 x 440 x 1555 |
| External Dimension (WxDxH) | mm 595 x 640 x 1315 | 595 x 640 x 1635 | 595 x 640 x 1840 | 595 x 640 x 1840 |
| Packed Dimension (WxDxH) | mm 680 x 710 x 1410 | 680 x 710 x 1740 | 680 x 710 x 1940 | 680 x 710 x 1940 |
| 40ft Container Load | pcs 54 | 54 | 54 | 54 |

SCU-CP Bottle Coolers



Lock



Strong handle

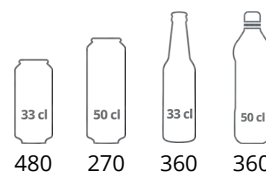


Vertical internal light

SCU1450CP

Bottle Cooler

- Hinged glass door
- Illuminated canopy
- Reversible door
- Adjustable shelves
- Adjustable feet
- Fan assisted cooling
- Lock

**Description**

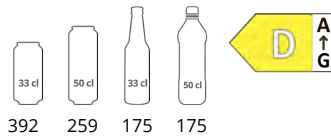
The SCU range of bottle coolers offers great display and storage space. It comes in several sizes, with or without canopy. It is a white cabinet that has a black reversible alu-framed glass door, adjustable shelves, and LED interior lighting for optimum product presentation. A fan assisted cooling system ensures even cooling over the whole cabinet.



SCU1280CP

Bottle Cooler

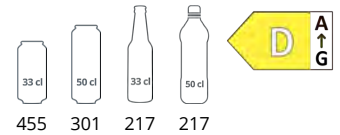
- LED illuminated canopy
- Reversible door
- Adjustable shelves
- Adjustable feet
- LED interior light
- Hinged alu-framed glass door
- Fan assisted cooling



SCU1375CP

Bottle Cooler

- LED illuminated canopy
- Reversible door
- Adjustable shelves
- Adjustable feet
- LED interior light
- Hinged alu-framed glass door
- Fan assisted cooling
- Lock



| | SCU1280CP | SCU1375CP | SCU1450CP |
|----------------------------|-----------------------|----------------------|----------------------|
| Door No & Type | 1 hinged glass door | 1 hinged glass door | 1 hinged glass door |
| Door Reversible | Yes | Yes | Yes |
| Shelves No & Type | 4 wire shelves white | 5 wire shelves white | 6 wire shelves white |
| Shelf Color | White | White | White |
| Shelf Dimensions | 498 x 405 mm | 498 x 405 mm | 574 x 405 mm |
| Max load on Shelves | kg/m ² 196 | 196 | 196 |
| Canopy Type | D-Shape | D-Shape | D-Shape |
| Temperature Range | °C +2 to +10 | +2 to +10 | +2 to +10 |
| Climate Class | 4 | 4 | 4 |
| Gross / Net Weight | kg 93 / 83 | 87 / 82 | 107 / 102 |
| Gross / Net Volume | l 290 / 260 | 372 / 347 | 438 / 374 |
| Feet / Legs | 2 adjustable feet | 2 adjustable feet | 2 adjustable feet |
| Castors | 2 rollers | 2 rollers | 2 rollers |
| Exterior Finish | White | White | White |
| Interior Finish | ABS | ABS | ABS |
| Interior Light | LED | LED | LED |
| Lock | Yes | Yes | Yes |
| Type of Controller | Mechanical | Mechanical | Mechanical |
| Type of Cooling | Fan assisted | Fan assisted | Fan assisted |
| Type of Defrost | Automatic | Automatic | Automatic |
| Refrigerant | R600a | R600a | R600a |
| Refrigerant Charge | g 70 | 80 | 80 |
| Thermometer | Yes | Yes | Yes |
| Energy Class | D | D | F |
| Energy Consumption | kWh/24h 2 | 2,25 | 3,62 |
| Annual Energy Cons. | kWh/year 748 | 821 | 1321 |
| Input Power | W 266 | 295 | 295 |
| Voltage / Frequency | V/Hz 220-240/50 | 220-240/50 | 220-240/50 |
| Noise Level | dB(A) 45 | 45 | 45 |
| Internal Dimension (WxDxH) | mm 470 x 440 x 1347 | 470 x 440 x 1555 | 585 x 495 x 1515 |
| External Dimension (WxDxH) | mm 595 x 640 x 1775 | 595 x 640 x 1980 | 680 x 655 x 2090 |
| Packed Dimension (WxDxH) | mm 680 x 710 x 1875 | 680 x 710 x 2080 | 690 x 755 x 2200 |
| 40ft Container Load | pcs 54 | 54 | 51 |

UR-G Display Coolers



Lock

Freezer Option
Available

Stainless Steel UR Display Coolers

- New design
- Stainless steel cabinet
- Hinged glass door
- Electronic thermostat
- Reversible door
- Adjustable shelves GN2/1
- LED interior light
- Fan assisted cooling



UR-G: Display Coolers
UF-G: Matching Display Freezers p. 164-165

UR-SG: Stainless Steel Display Coolers
UF-SG: Matching Display Freezers p. 166-167

Description

The UR-SG range of coolers is the stainless steel glass door version of our UR cabinets. These display coolers in stainless steel comes in various sizes and offers great product visibility through a reversible glass door. The cooler has adjustable shelves, making it easy to customize the cabinet to fit your needs. Fan assisted cooling ensures a stable temperature throughout the cabinet, which is easily controlled by an electronic thermostat.



UR Display Coolers

- New design
- Hinged glass door
- Electronic thermostat
- Reversible door
- Adjustable shelves
- LED interior light
- Fan assisted cooling

DID YOU KNOW?

Our UR range comes in both white and stainless steel as well as in a freezer model.

Description

The UR-G range of coolers is the white glass door version of our UR cabinets. These display coolers comes in various sizes and offers great product visibility through a reversible glass door. The cooler has adjustable shelves, making it easy to customize the cabinet to fit your needs. Fan assisted cooling ensures a stable temperature throughout the cabinet, which is easily controlled by an electronic thermostat.

| | | UR200G | UR200SG | UR400G | UR400SG | UR600G | UR600SG |
|----------------------------|-------------------|----------------------|----------------------|----------------------|----------------------|----------------------|----------------------|
| Total Display Area | m ² | 0,23 | 0,23 | 0,75 | 0,75 | 0,91 | 0,91 |
| Door No & Type | | 1 hinged glass door | 1 hinged glass door | 1 hinged glass door | 1 hinged glass door | 1 hinged glass door | 1 hinged glass door |
| Door Reversible | | Yes | Yes | Yes | Yes | Yes | Yes |
| Shelves No & Type | | 3 wire shelves white | 3 wire shelves white | 4 wire shelves white | 4 wire shelves white | 4 wire shelves white | 4 wire shelves white |
| Shelf Color | | White | White | White | White | White | White |
| Shelf Dimensions | | 505 x 415 mm | 505 x 415 mm | 505 x 415 mm | 505 x 415 mm | GN2/1 | GN2/1 |
| Bottom Shelf Dimensions | | 505 x 220 | 505 x 220 | 505 x 220 | 505 x 220 | 650 x 305 | 650 x 305 |
| Max load on Shelves | kg/m ² | 110 | 110 | 110 | 110 | 196 | 196 |
| Temperature Range | °C | +2 to +10 | +2 to +10 | +2 to +10 | +2 to +10 | +2 to +10 | +2 to +10 |
| Climate Class | | 4 | 4 | 4 | 4 | 4 | 4 |
| Gross / Net Weight | kg | 49 / 44 | 49 / 44 | 85 / 80 | 85 / 80 | 112 / 107 | 112 / 107 |
| Gross / Net Volume | l | 130 / 119 | 130 / 119 | 374 / 350 | 374 / 350 | 605 / 570 | 605 / 570 |
| Feet / Legs | | 4 adjustable feet | 4 adjustable feet | 4 adjustable feet | 4 adjustable feet | 4 adjustable feet | 4 adjustable feet |
| Castors | | 2 rollers | 2 rollers | 2 rollers | 2 rollers | 2 rollers | 2 rollers |
| Exterior Finish | | White | SS430 | White | SS430 | White | SS430 |
| Interior Finish | | White ABS | White ABS | White ABS | White ABS | White ABS | White ABS |
| Interior Light | | LED | LED | LED | LED Cold white | LED | LED |
| Lock | | Yes | Yes | Yes | Yes | Yes | Yes |
| Type of Controller | | Electronic | Electronic | Electronic | Electronic | Electronic | Electronic |
| Type of Cooling | | Fan assisted | Fan assisted | Fan assisted | Fan assisted | Fan assisted | Fan assisted |
| Type of Defrost | | Automatic | Automatic | Automatic | Automatic | Automatic | Automatic |
| Refrigerant | | R600a | R600a | R600a | R600a | R600a | R600a |
| Refrigerant Charge | g | 35 | 35 | 75 | 75 | 100 | 100 |
| Thermometer | | Yes | Yes | Yes | Yes | Yes | Yes |
| Energy Class | | B | B | B | B | B | B |
| Energy Consumption | kWh/24h | 1,6 | 1,6 | 2,12 | 2,12 | 2,25 | 2,25 |
| Annual Energy Cons. | kWh/year | 584 | 584 | 773 | 773 | 820 | 820 |
| Input Power | W | 105 | 105 | 130 | 130 | 130 | 130 |
| Voltage / Frequency | V/Hz | 220-240/50 | 220-240/50 | 220-240/50 | 220-240/50 | 220-240/50 | 220-240/50 |
| Noise Level | dB(A) | 40 | 40 | 40 | 40 | 45 | 45 |
| Internal Dimension (WxDxH) | mm | 510 x 485 x 620 | 510 x 485 x 620 | 506 x 485 x 1620 | 506 x 485 x 1620 | 653 x 580 x 1680 | 653 x 580 x 1680 |
| External Dimension (WxDxH) | mm | 600 x 585 x 855 | 600 x 585 x 855 | 600 x 585 x 1855 | 600 x 585 x 1855 | 777 x 695 x 1895 | 777 x 695 x 1895 |
| Packed Dimension (WxDxH) | mm | 690 x 650 x 910 | 690 x 650 x 910 | 690 x 650 x 2050 | 690 x 650 x 2050 | 850 x 770 x 2070 | 850 x 770 x 2070 |
| 40ft Container Load | pcs | 108 | 108 | 54 | 54 | 42 | 42 |

NC Display Coolers



Suitable for Dairy Products



Lock



Freezer Option Available

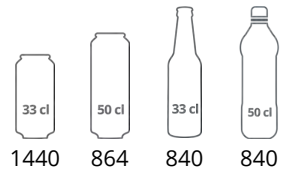


DID YOU KNOW?

Our NC range of display coolers is also available in a freezer option - both the 1, 2 and 3-door model. All with glass doors.



Matching freezer models on page 170-171



NC7500G

Display Cooler

- Impressive storage space
- LED illuminated canopy
- Internal vertical LED light
- Self-closing glass doors
- Ventilated cooling
- Adjustable shelves
- Matching freezer model



Scanner profile as standard



Digital thermostat

Description

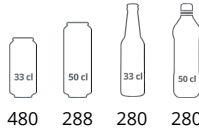
The NC range of display coolers has a very low energy consumption. It comes with 1, 2 or 3 doors and offers impressive storage space. The illuminated canopy grabs the attention of customers, while the self-closing glass doors, adjustable shelves, and internal vertical LED lighting ensure that the content looks its best.



NC2500G

Display Cooler

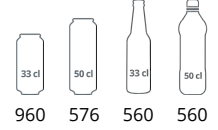
- Impressive storage space
- LED illuminated canopy
- Internal vertical LED light
- Self-closing glass doors
- Ventilated cooling
- Adjustable shelves
- Matching freezer model



NC5000G

Display Cooler

- Impressive storage space
- LED illuminated canopy
- Internal vertical LED light
- Self-closing glass doors
- Ventilated cooling
- Adjustable shelves
- Matching freezer model



| | | NC2500G | NC5000G | NC7500G |
|----------------------------|-------------------|----------------------------------|----------------------------------|----------------------------------|
| Total Display Area | m ² | 0,66 | 1,3 | 2,02 |
| Door No & Type | | 1 hinged glass doors | 2 hinged glass doors | 3 hinged glass doors |
| Door Reversible | | No | No | No |
| Shelves No & Type | | 5 wire shelves white | 10 wire shelves white | 15 wire shelves white |
| Shelf Color | | White | White | White |
| Max load on Shelves | kg/m ² | 196 | 196 | 196 |
| Canopy Type | | D-Shape | D-Shape | D-Shape |
| Temperature Range | °C | +2 to +8 | +2 to +8 | +2 to +8 |
| Climate Class | | 4 | 4 | 4 |
| Gross / Net Weight | kg | 160 / 138 | 252 / 212 | 347 / 308 |
| Gross / Net Volume | l | 515 / 412 | 1149 / 1079 | 1784 / 1657 |
| Feet / Legs | | 2 adjustable feet | 2 adjustable feet | 2 adjustable feet |
| Castors | | 4 rollers | 4 rollers | 6 rollers |
| Exterior Finish | | White | White | White |
| Interior Finish | | White | White | White |
| Interior Light | | 2 x Vertically LED in door frame | 2 x Vertically LED in door frame | 2 x Vertically LED in door frame |
| Lock | | Yes | Yes | Yes |
| Type of Controller | | Electronic | Electronic | Electronic |
| Type of Cooling | | Ventilated | Ventilated | Ventilated |
| Type of Defrost | | Automatic | Automatic | Automatic |
| Refrigerant | | R290 | R290 | R290 |
| Refrigerant Charge | g | 90 | 145 | 150 |
| Thermometer | | Yes | Yes | Yes |
| Energy Class | | B | B | D |
| Energy Consumption | kWh/24h | 1,76 | 2,81 | 9,9 |
| Annual Energy Cons. | kWh/year | 643 | 1024 | 3619 |
| Input Power | W | 300 | 500 | 700 |
| Voltage / Frequency | V/Hz | 220-240/50 | 220-240/50 | 220-240/50 |
| Noise Level | dB(A) | 53 | 53 | 58 |
| Internal Dimension (WxDxH) | mm | 560 x 580 x 1327 | 1250 x 580 x 1327 | 1937 x 580 x 1327 |
| External Dimension (WxDxH) | mm | 680 x 700 x 2022 | 1370 x 700 x 2022 | 2057 x 700 x 2022 |
| Packed Dimension (WxDxH) | mm | 715 x 765 x 2180 | 1405 x 765 x 2180 | 2125 x 765 x 2180 |
| 40ft Container Load | pcs | 48 | 24 | 15 |

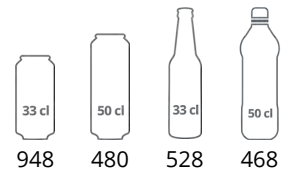
2-Door Display Coolers - 890/891



Suitable for
Dairy Products



Lock



FS890H BLACK

Black Display Cooler

- Hinged full-height glass doors
- Black interior and exterior
- Internal vertical LED light
- Ventilated cooling
- Adjustable shelves
- Adjustable feet
- Fully automatic
- Digital temperature display
- Self-closing doors



Full height doors



Strong handles

Description

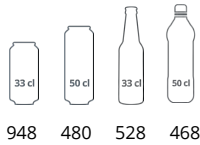
The FS BLACK range of black 2-door display coolers offers excellent build quality at a competitive price. It has a contemporary look with a black interior and a black exterior with black alu-framed glass doors. The shelves are adjustable, making the FS range a flexible solution. You get great product presentation combined with a powerful ventilated refrigeration system controlled by an electronic thermostat. Many models are also available with a canopy (FSC range).

FSC891H Black



Black 2-door display cooler with canopy

- Approx. 58% more energy efficient than previous FSC-range
- LED illuminated canopy
- Internal vertical LED light
- Black interior and exterior
- Adjustable shelves
- Ventilated cooling
- Hinged alu-framed glass doors
- Adjustable feet with rollers to rear
- Digital temperature display



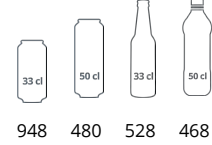
948 480 528 468

FSC891H



2-door display cooler with canopy

- Approx. 58% more energy efficient than previous FSC-range
- Self-closing hinged alu-framed glass doors
- LED illuminated canopy
- Internal vertical LED light
- Adjustable shelves
- Adjustable feet with rollers to rear
- Ventilated cooling



948 480 528 468

| | FS890H | FS890H BLACK | FSC891H | FSC891H Black | FSC891S | FSC891S Black |
|----------------------------|-----------------------|----------------------|-----------------------------------|-----------------------------------|------------------------------------|------------------------------------|
| Door No & Type | 2 hinged glass doors | 2 hinged glass doors | 2 hinged self-closing glass doors | 2 hinged self-closing glass doors | 2 self-closing sliding glass doors | 2 self-closing sliding glass doors |
| Door Reversible | No | No | No | No | No | No |
| Shelves No & Type | 5 wire shelves white | 5 wire shelves black | 5 wire shelves white | 5 wire shelves white | 5 wire shelves white | 5 wire shelves black |
| Shelf Color | White | Black | White | White | White | Black |
| Shelf Dimensions | 794 x 540 mm | 794 x 540 mm | 794 x 540 mm | 794 x 540 mm | 794 x 400 mm | 794 x 400 mm |
| Max load on Shelves | kg/m ² 196 | 196 | 196 | 196 | 196 | 196 |
| Canopy Type | - | - | D-Shape | D-Shape | D-Shape | D-Shape |
| Temperature Range | °C +2 to +10 | +2 to +10 | +2 to +10 | +2 to +10 | +2 to +10 | +2 to +10 |
| Climate Class | 4 | 4 | 4 | 4 | 4 | 4 |
| Gross / Net Weight | kg 166 / 153 | 166 / 153 | 166 / 153 | 166 / 153 | 166 / 153 | 166 / 153 |
| Gross / Net Volume | l 707 / 535 | 707 / 535 | 707 / 535 | 707 / 535 | 707 / 462 | 707 / 462 |
| Feet / Legs | 4 adjustable feet | 4 adjustable feet | 4 adjustable feet | 4 adjustable feet | 4 adjustable feet | 4 adjustable feet |
| Castors | 4 rollers | 4 rollers | 4 rollers | 4 rollers | 4 rollers | 4 rollers |
| Exterior Finish | White RAL9016 | Black RAL9005 | White RAL9016 | Black RAL9005 | White RAL9016 | Black RAL9005 |
| Interior Finish | White painted steel | Black RAL9005 | White painted steel | Black RAL9005 | White painted steel | Black RAL9005 |
| Interior Light | LED | LED | LED | LED | LED | LED |
| Lock | Yes | Yes | Yes | Yes | Yes | Yes |
| Type of Controller | Electronic | Electronic | Electronic | Electronic | Electronic | Electronic |
| Type of Cooling | Ventilated | Ventilated | Ventilated | Ventilated | Ventilated | Ventilated |
| Type of Defrost | Automatic | Automatic | Automatic | Automatic | Automatic | Automatic |
| Refrigerant | R290 | R290 | R290 | R290 | R290 | R290 |
| Refrigerant Charge | g 115 | 115 | 115 | 115 | 115 | 115 |
| Thermometer | Yes | Yes | Yes | Yes | Yes | Yes |
| Energy Class | F | F | C | C | | |
| Energy Consumption | kWh/24h 6,101 | 6,101 | 2,63 | 2,63 | | |
| Annual Energy Cons. | kWh/year 2227 | 2227 | 960 | 960 | | |
| Input Power | W 410 | 410 | 410 | 410 | 410 | 410 |
| Voltage / Frequency | V/Hz 220-240/50 | 220-240/50 | 220-240/50 | 220-240/50 | 220-240/50 | 220-240/50 |
| Noise Level | dB(A) 48 | 48 | 48 | 48 | 48 | 48 |
| Internal Dimension (WxDxH) | mm 810 x 561 x 1556 | 810 x 561 x 1556 | 810 x 561 x 1556 | 810 x 561 x 1556 | 810 x 561 x 1556 | 810 x 561 x 1556 |
| External Dimension (WxDxH) | mm 890 x 740 x 1990 | 890 x 740 x 1990 | 890 x 740 x 1990 | 890 x 740 x 1990 | 890 x 740 x 1990 | 890 x 740 x 1990 |
| Packed Dimension (WxDxH) | mm 950 x 840 x 2160 | 950 x 840 x 2160 | 950 x 840 x 2160 | 950 x 840 x 2160 | 950 x 840 x 2160 | 950 x 840 x 2160 |
| 40ft Container Load | pcs 28 | 28 | 28 | 28 | 28 | 28 |

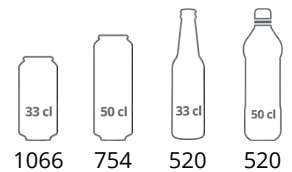
2-Door Display Coolers - 1000/1002



Suitable for
Dairy Products



Lock



FSC1000H BLACK

Black 2-door display cooler with canopy

- Illuminated canopy
- Internal vertical light
- Black interior and exterior
- Adjustable shelves
- Adjustable feet
- Ventilated cooling
- Hinged alu-framed glass doors
- Adjustable feet with rollers to rear
- Self-closing doors



Illuminated canopy



LED light

Description

The FSC range of black 2-door display coolers with an illuminated canopy offers excellent build quality at a competitive price. It has a contemporary look with a black interior and a black exterior with black alu-framed glass doors. The shelves are adjustable, making the FSC range a flexible solution. You get great product presentation combined with a powerful ventilated refrigeration system controlled by an electronic thermostat. Many models are also available without a canopy (FS range).



FS1002S

Display Cooler

- Self-closing sliding glass doors
- Internal vertical LED light
- Adjustable shelves
- Powder coated inner liner
- Adjustable feet
- Ventilated cooling



FSC1000S

2-door display cooler with canopy

- Self-closing sliding glass doors
- Illuminated canopy
- Internal vertical light
- Adjustable shelves
- Adjustable feet
- Ventilated cooling



| | FS1002S | FSC1000H | FSC1000H BLACK | FSC1000S |
|----------------------------|------------------------------------|----------------------|----------------------|------------------------------------|
| Door No & Type | 2 self-closing sliding glass doors | 2 hinged glass door | 2 hinged glass door | 2 self-closing sliding glass doors |
| Door Reversible | No | No | No | No |
| Shelves No & Type | 5 wire shelves white | 5 wire shelves white | 5 wire shelves black | 5 wire shelves white |
| Shelf Color | White | White | Black | White |
| Shelf Dimensions | 870 x 470 mm | 870 x 540 mm | 870 x 540 mm | 870 x 470 mm |
| Bottom Shelf Dimensions | 870 x 475 | 870 x 475 | 870 x 475 | 870 x 475 |
| Max load on Shelves | kg/m ² 196 | 196 | 196 | 196 |
| Canopy Type | - | D-Shape | L-Shape | D-Shape |
| Temperature Range | °C +2 to +10 | +2 to +10 | +2 to +10 | +2 to +10 |
| Climate Class | 4 | 4 | 4 | 4 |
| Gross / Net Weight | kg 176 / 163 | 175 / 162 | 175 / 162 | 164 / 159 |
| Gross / Net Volume | l 730 / 540 | 796 / 524 | 796 / 524 | 771 / 524 |
| Feet / Legs | 4 adjustable feet | 4 adjustable feet | 4 adjustable feet | 4 adjustable feet |
| Castors | 4 rollers | 4 rollers | 4 rollers | 4 rollers |
| Exterior Finish | White RAL9016 | White RAL9016 | Black RAL9005 | White RAL9016 |
| Interior Finish | White painted steel | White painted steel | Black RAL9005 | White painted steel |
| Interior Light | LED | LED | LED | LED |
| Lock | Yes | Yes | Yes | Yes |
| Type of Controller | Electronic | Electronic | Electronic | Electronic |
| Type of Cooling | Ventilated | Ventilated | Ventilated | Ventilated |
| Type of Defrost | Automatic | Automatic | Automatic | Automatic |
| Refrigerant | R290 | R290 | R290 | R290 |
| Refrigerant Charge | g 120 | 120 | 120 | 120 |
| Thermometer | Yes | Yes | Yes | Yes |
| Energy Class | F | F | F | F |
| Energy Consumption | kWh/24h 5,96 | 5,96 | 5,96 | 5,96 |
| Annual Energy Cons. | kWh/year 2175 | 2175 | 2175 | 2175 |
| Input Power | W 450 | 450 | 450 | 450 |
| Voltage / Frequency | V/Hz 220-240/50 | 220-240/50 | 220-240/50 | 220-240/50 |
| Noise Level | dB(A) 48 | 48 | 48 | 48 |
| Internal Dimension (WxDxH) | mm 890 x 573 x 1533 | 890 x 670 x 1533 | 890 x 670 x 1533 | 890 x 572 x 1533 |
| External Dimension (WxDxH) | mm 1000 x 735 x 1990 | 1000 x 790 x 2000 | 1000 x 790 x 2000 | 1000 x 740 x 2000 |
| Packed Dimension (WxDxH) | mm 1060 x 800 x 2160 | 1080 x 840 x 2100 | 1080 x 840 x 2100 | 1080 x 800 x 2100 |
| 40ft Container Load | pcs 28 | 28 | 28 | 28 |

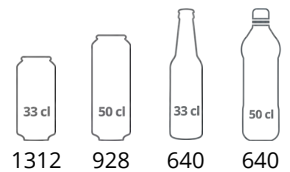
2-Door Display Coolers - 1200/1202



Suitable for
Dairy Products




Lock




FSC1200H BLACK

Black 2-door display cooler with canopy

- Illuminated canopy
- Internal vertical light
- Black interior and exterior
- Adjustable shelves
- Ventilated cooling
- Hinged alu-framed glass door
- Adjustable feet with rollers to rear
- Self-closing doors



Illuminated canopy



LED light

Description

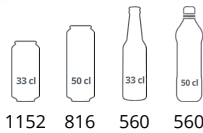
The FSC range of black 2-door display coolers with an illuminated canopy offers excellent build quality at a competitive price. It has a contemporary look with a black interior and a black exterior with black alu-framed glass doors. The shelves are adjustable, making the FSC range a flexible solution. You get great product presentation combined with a powerful ventilated refrigeration system controlled by an electronic thermostat. Many models are also available without a canopy (FS range).



FSC1200S

2-door display cooler with canopy

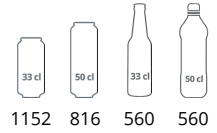
- Self-closing sliding glass doors
- Illuminated canopy
- Internal vertical light
- Adjustable shelves
- Adjustable feet
- Ventilated cooling



FS1202S

Display Cooler

- Self-closing sliding glass doors
- Internal vertical LED light
- Adjustable shelves
- Powder coated inner liner
- Adjustable feet
- Ventilated cooling

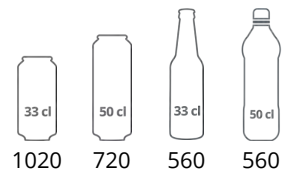


| | FS1202H | FS1202S | FSC1200H | FSC1200H BLACK | FSC1200S |
|----------------------------|-----------------------|------------------------------------|----------------------|----------------------|------------------------------------|
| Door No & Type | 2 hinged glass doors | 2 self-closing sliding glass doors | 2 hinged glass door | 2 hinged glass door | 2 self-closing sliding glass doors |
| Door Reversible | No | No | No | No | No |
| Shelves No & Type | 10 wire shelves white | 5 wire shelves white | 5 wire shelves white | 5 wire shelves black | 5 wire shelves white |
| Shelf Color | White | White | White | Black | White |
| Shelf Dimensions | 1072 x 540 mm | 1072 x 470 mm | 1072 x 540 mm | 1072 x 540 mm | 1072 x 470 mm |
| Bottom Shelf Dimensions | 1070 x 475 | 1070 x 475 | 1070 x 475 | 1070 x 475 | 1070 x 475 |
| Max load on Shelves | kg/m ² 196 | 196 | 196 | 196 | 196 |
| Canopy Type | - | - | D-Shape | L-Shape | D-Shape |
| Temperature Range | °C +2 to +10 | +2 to +10 | +2 to +10 | +2 to +10 | +2 to +10 |
| Climate Class | 4 | 4 | 4 | 4 | 4 |
| Gross / Net Weight | kg 189 / 174 | 189 / 174 | 189 / 174 | 189 / 174 | 183 / 178 |
| Gross / Net Volume | l 936 / 652 | 895 / 660 | 1082 / 645 | 1082 / 645 | 967 / 645 |
| Feet / Legs | 4 adjustable feet | 4 adjustable feet | 4 adjustable feet | 4 adjustable feet | 4 adjustable feet |
| Castors | 4 rollers | 4 rollers | 4 rollers | 4 rollers | 4 rollers |
| Exterior Finish | White RAL9016 | White RAL9016 | White RAL9016 | Black RAL9005 | White RAL9016 |
| Interior Finish | White painted steel | White painted steel | White painted steel | Black RAL9005 | White painted steel |
| Interior Light | LED | LED | LED | LED | LED |
| Lock | Yes | Yes | Yes | Yes | Yes |
| Type of Controller | Electronic | Electronic | Electronic | Electronic | Electronic |
| Type of Cooling | Ventilated | Ventilated | Ventilated | Ventilated | Ventilated |
| Type of Defrost | Automatic | Automatic | Automatic | Automatic | Automatic |
| Refrigerant | R290 | R290 | R290 | R290 | R290 |
| Refrigerant Charge | g 120 | 120 | 120 | 120 | 120 |
| Thermometer | Yes | Yes | Yes | Yes | Yes |
| Energy Class | F | F | F | F | F |
| Energy Consumption | kWh/24h 6,68 | 6,8 | 6,8 | 6,8 | 8,65 |
| Annual Energy Cons. | kWh/year 2438 | 2482 | 2482 | 2482 | 3157 |
| Input Power | W 850 | 850 | 880 | 880 | 880 |
| Voltage / Frequency | V/Hz 220-240/50 | 220-240/50 | 220-240/50 | 220-240/50 | 220-240/50 |
| Noise Level | dB(A) 48 | 48 | 48 | 48 | 48 |
| Internal Dimension (WxDxH) | mm 1090 x 573 x 1533 | 1090 x 573 x 1533 | 1090 x 670 x 1533 | 1090 x 670 x 1533 | 1090 x 572 x 1533 |
| External Dimension (WxDxH) | mm 1200 x 735 x 1990 | 1200 x 735 x 1990 | 1200 x 790 x 2000 | 1200 x 790 x 2000 | 1200 x 740 x 2000 |
| Packed Dimension (WxDxH) | mm 1250 x 850 x 2160 | 1250 x 800 x 2160 | 1250 x 840 x 2100 | 1250 x 840 x 2100 | 1250 x 840 x 2100 |
| 40ft Container Load | pcs 23 | 23 | 23 | 23 | 23 |

2-Door Display Coolers - 1950




Lock

**FSC1950H**

2-door display cooler with canopy

- Illuminated canopy
- Internal vertical light
- Adjustable shelves
- Adjustable feet
- Ventilated cooling
- Hinged alu-framed glass doors



Strong handles



Vertical internal light

Description

The FSC range of 2 and 3-door display coolers with an illuminated canopy offers excellent build quality at a competitive price. Choose between white or black exterior cabinets with black alu-framed glass doors - hinged or sliding. The shelves are adjustable, making the FSC range a flexible solution. You get great product presentation combined with a powerful ventilated refrigeration system controlled by an electronic thermostat. Many models are also available without a canopy (FS range).



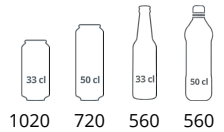
DID YOU KNOW?

We offer branding of our products. We will prepare, print and place your advertising material on the units – at our warehouses or at the factories for larger quantities.

FSC1950S

2-door display cooler with canopy

- Self-closing sliding glass doors
- Illuminated canopy
- Internal vertical light
- Adjustable shelves
- Adjustable feet
- Ventilated cooling

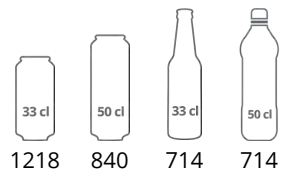


| | | FSC1950H | FSC1950S |
|----------------------------|-------------------|----------------------|------------------------------------|
| Door No & Type | | 2 hinged glass door | 2 self-closing sliding glass doors |
| Door Reversible | | No | No |
| Shelves No & Type | | 5 wire shelves white | 5 wire shelves white |
| Shelf Color | | White | White |
| Shelf Dimensions | | 985 x 555 mm | 985 x 555 mm |
| Max load on Shelves | kg/m ² | 196 | 196 |
| Canopy Type | | D-Shape | D-Shape |
| Temperature Range | °C | +2 to +10 | +2 to +10 |
| Climate Class | | 4 | 4 |
| Gross / Net Weight | kg | 210 / 200 | 198 / 193 |
| Gross / Net Volume | l | 875 / 710 | 875 / 710 |
| Feet / Legs | | 4 adjustable feet | 4 adjustable feet |
| Castors | | 4 rollers | 4 rollers |
| Exterior Finish | | White RAL9016 | White RAL9016 |
| Interior Finish | | White painted steel | White painted steel |
| Interior Light | | Yes | Yes |
| Lock | | Yes | Yes |
| Type of Controller | | Electronic | Electronic |
| Type of Cooling | | Ventilated | Ventilated |
| Type of Defrost | | Automatic | Automatic |
| Refrigerant | | R290 | R290 |
| Refrigerant Charge | g | 125 | 125 |
| Thermometer | | Yes | Yes |
| Energy Class | | F | F |
| Energy Consumption | kWh/24h | 6,4 | 6,4 |
| Annual Energy Cons. | kWh/year | 2336 | 2336 |
| Input Power | W | 490 | 490 |
| Voltage / Frequency | V/Hz | 220-240/50 | 220-240/50 |
| Noise Level | dB(A) | 48 | 48 |
| Internal Dimension (WxDxH) | mm | 1000 x 750 x 1533 | 1000 x 652 x 1533 |
| External Dimension (WxDxH) | mm | 1110 x 875 x 2010 | 1110 x 825 x 2010 |
| Packed Dimension (WxDxH) | mm | 1180 x 910 x 2100 | 1180 x 910 x 2100 |
| 40ft Container Load | pcs | 22 | 22 |

3-Door Display Coolers - 1600



Lock

**FSC1600H**

3-door display cooler with canopy

- Improved product presentation
- 2 internal fans
- LED illuminated canopy
- LED light in door frame
- Less maintenance
- Adjustable shelves
- Ventilated cooling
- Hinged alu-framed glass doors



LED light inside door frame



Digital thermostat

Description

The FSC range of 2 and 3-door display coolers with an illuminated canopy offers excellent build quality at a competitive price. Choose between white or black exterior cabinets with black alu-framed glass doors - hinged or sliding. The shelves are adjustable, making the FSC range a flexible solution. You get great product presentation combined with a powerful ventilated refrigeration system controlled by an electronic thermostat. Many models are also available without a canopy (FS range).

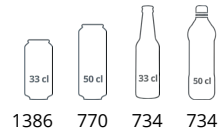


DID YOU KNOW?

TEFCOLD has a passion for cooling... Our wholehearted passion for both cool products and customers means we experience a high level of customer satisfaction.

FS1600H Display Cooler

- Improved product presentation
- 2 internal fans
- Less maintenance
- LED light in door frame
- Adjustable shelves
- Ventilated cooling
- Hinged alu-framed glass doors



| FS1600H | | FSC1600H |
|----------------------------|-----------------------------------|-----------------------------------|
| Door No & Type | 3 hinged self-closing glass doors | 3 hinged self-closing glass doors |
| Door Reversible | No | No |
| Shelves No & Type | 15 wire shelves white | 15 wire shelves white |
| Shelf Color | White | White |
| Shelf Dimensions | 465/535 x 470 mm | 465/535 x 470 mm |
| Max load on Shelves | kg/m ² 196 | 196 |
| Canopy Type | - | L-Shape |
| Temperature Range | °C +2 to +10 | +2 to +10 |
| Climate Class | 4 | 4 |
| Gross / Net Weight | kg 211 / 206 | 229 / 224 |
| Gross / Net Volume | l 1329 / 825 | 1315 / 825 |
| Feet / Legs | 6 adjustable legs | 6 adjustable legs |
| Castors | 6 wheels | 6 wheels |
| Exterior Finish | White | White RAL9016 |
| Interior Finish | White painted steel | White painted steel |
| Interior Light | LED | LED |
| Lock | Yes | Yes |
| Type of Controller | Electronic | Electronic |
| Type of Cooling | Ventilated | Ventilated |
| Type of Defrost | Automatic | Automatic |
| Refrigerant | R290 | R290 |
| Refrigerant Charge | g 145 | 145 |
| Thermometer | Yes | Yes |
| Energy Class | E | E |
| Energy Consumption | kWh/24h 6,4 | 6,6 |
| Annual Energy Cons. | kWh/year 2336 | 2409 |
| Input Power | W 817 | 817 |
| Voltage / Frequency | V/Hz 220-240/50 | 220-240/50 |
| Noise Level | dB(A) 45 | 45 |
| Internal Dimension (WxDxH) | mm 1492 x 585 x 1518 | 1492 x 585 x 1518 |
| External Dimension (WxDxH) | mm 1600 x 730 x 2073 | 1600 x 730 x 2073 |
| Packed Dimension (WxDxH) | mm 1660 x 795 x 2124 | 1660 x 840 x 2124 |
| 40ft Container Load | pcs 14 | 14 |



CAN COOLERS

Can Impulse Coolers

Mobile can coolers are perfect for stimulating impulse sales and for cold beverages, for example in connection with parties and events when mobility and flexibility are key.

They are ideal for branding and can be placed strategically many different places in a shop, or maybe close to a buffet.

Can coolers are extremely mobile and easy to handle. They are fitted with wheels or slides.

Every model has fan assisted or ventilated cooling, which ensures faster, stable cooling of the contents compared to static cooling. This is particularly important for stimulating impulse sales.




TEFCOLD CC45

Display can cooler with fan assisted cooling.
A perfect and mobile solution for impulse sales.



Internal fan and basket

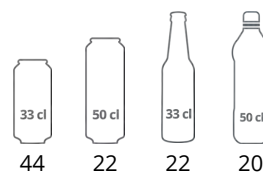


Strong castors

CC45

Can Cooler

- Fan assisted cooling
- Designed for canned drinks
- Fast pull-down of temperature
- Includes basket
- Flip-flop lid
- Well suited for branding
- Strong castors

**Description**

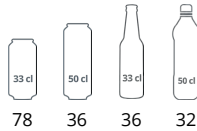
The CC range of can coolers is perfect for stimulating impulse sales. They are available in several sizes, in black or white. The can coolers are compact and easy to move around on strong castors. They have fan assisted cooling for a fast pull-down time and are delivered with a basket. Release their full potential by applying branding to attract the eyes of thirsty or hungry customers, depending on what you have to offer. Also available in a freezer option.



CC77

Can Cooler

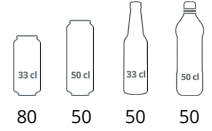
- Fan assisted cooling
- Designed for canned drinks
- Fast pull-down of temperature
- Includes basket
- Flip-flop lid
- Well suited for branding
- Strong castors



VOC100

Can Cooler

- Great product visibility
- LED illuminated canopy
- Well suited for branding
- 7 gliding feet
- Castors optional
- Ventilated cooling
- Fast pull-down of temperature



| | CC45 | CC55 | CC77 | VOC100 |
|----------------------------|-------------------------------------|-------------------------------------|-------------------------------------|--------------------------|
| Lid No & Type | 1 transparent acrylic flip-flop lid | 1 transparent acrylic flip-flop lid | 1 transparent acrylic flip-flop lid | no |
| Total Display Area | m ² 0,1 | 0,1 | 0,15 | 0,75 |
| Basket No & Type | 1 Wire basket, grey | 2 Wire basket | 1 Wire basket, grey | |
| Temperature Range | °C +2 to +12 | +2 to +12 | +2 to +12 | +2 to +12 |
| Climate Class | 4 | 4 | 4 | 4 |
| Gross / Net Weight | kg 25 / 22 | 30 / 20 | 31 / 26 | 31 / 29 |
| Gross / Net Volume | l 53 / 50 | 80 / 78 | 80 / 72 | 110 / 103 |
| Feet / Legs | | | | 7 gliding feet |
| Castors | 4 castors, 1 lockable | 4 castors, 1 lockable | 4 castors, 1 lockable | |
| Exterior Finish | Black | White | Black | Grey RAL9006 |
| Interior Finish | Powder coated steel | Powder coated steel | Powder coated steel | Powder coated steel, SAC |
| Interior Light | No | No | No | LED |
| Type of Controller | Mechanical | Mechanical | Mechanical | Electronic |
| Type of Cooling | Fan assisted | Fan assisted | Fan assisted | Ventilated |
| Type of Defrost | Automatic | Automatic | Automatic | Automatic |
| Refrigerant | R600a | R600a | R600a | R600a |
| Refrigerant Charge | g 40 | 45 | 45 | 55 |
| Thermometer | No | No | No | Yes |
| Energy Class | B | B | B | D |
| Energy Consumption | kWh/24h 0,7 | 0,61 | 0,67 | 2,6 |
| Annual Energy Cons. | kWh/year 256 | 223 | 245 | 949 |
| Input Power | W 76 | 76 | 112 | 160 |
| Voltage / Frequency | V/Hz 220-240/50 | 220-240/50 | 220-240/50 | 220-240/50 |
| Noise Level | dB(A) 45 | 45 | 45 | 42 |
| Internal Dimension (WxDxH) | mm 375 x 375 x 470 | 380 x 380 x 655 | 450 x 450 x 475 | 520 x 345 x 570 |
| External Dimension (WxDxH) | mm 457 x 457 x 830 | 457 x 457 x 1076 | 567 x 567 x 830 | 660 x 460 x 970 |
| Packed Dimension (WxDxH) | mm 480 x 480 x 850 | 480 x 480 x 1120 | 580 x 580 x 880 | 700 x 500 x 1150 |
| 40ft Container Load | pcs 250 | 160 | 238 | 128 |



BACKBARS

Backbars - KEG Coolers - Undercounters

TEFCOLD backbars are ideal for use under the counter in bars, cafés and restaurants. They can be fully built in, as the air intake and exhaust are both at the front.

All our backbars are designed for rapid product cooling, to ensure cold beverages are always available. And we thought about every detail for the personnel using them - the thermostat is placed on the outside of the units for easy

access, and the door handle is at the top, avoiding having to bend down too far to open and close the door.

The premium backbar range (BA) features aluminium doors and chrome shelves with closely-spaced wires, to give stability and high capacity. The standard range (DB) has white plastic-coated wire shelves for easy maintenance. If enhanced cooling capacity is needed, we offer a 'heavy duty' range (CB).



TEFCOLD DB201S

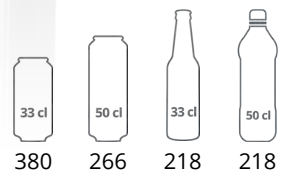
Energy-friendly backbar with sliding glass doors and rapid product cooling. When easy access and product replenishment is key.



New Product



Lock

**DB301S-3**


Backbar Cooler



- EU Energy Class B
- Approx. 56% more energy efficient than previous DB-range
- Double glazed tempered glass
- Energy saving variable speed compressor
- Self-closing sliding glass doors
- Ventilated cooling for fast pull-down and even temperature
- Easy access electronic thermostat
- Adjustable shelves
- LED interior light



Protective thermostat cover



Door holder for loading of the cabinet

Description

The DB range of backbars comes with 1, 2, or 3 doors with double glazed tempered glass. Choose between sliding doors or hinged doors. The backbar cooler has a black exterior, a stucco aluminium interior, and white plastic-coated wire shelves for easy maintenance. It has ventilated cooling, easily controlled by an electronic thermostat. Ideal for busy bar environments.

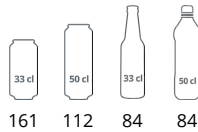
The new range of backbars is highly energy efficient and uses in average 56% less energy compared to the previous models from the same range.



DB126H

Backbar Cooler

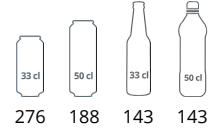
- EU Energy Class A
- Approx. 56% more energy efficient than previous DB-range
- Double glazed tempered glass
- Reversible glass door
- Ventilated cooling for fast pull-down and even temperature
- Easy access electronic thermostat
- Adjustable shelves
- LED interior light



DB201H

Backbar Cooler

- EU Energy Class A
- Approx. 56% more energy efficient than previous DB-range
- Double glazed tempered glass
- Energy saving variable speed compressor
- Hinged glass doors
- Ventilated cooling for fast pull-down and even temperature
- Easy access electronic thermostat
- Adjustable shelves
- LED interior light



| | | DB106H | DB126H | DB201H | DB201S | DB301H-3 | DB301S-3 |
|----------------------------|-------------------|----------------------|----------------------|----------------------|-----------------------|------------------------|------------------------|
| Total Display Area | m ² | 0,29 | 0,35 | 0,5 | 0,47 | 0,75 | 0,72 |
| Door No & Type | | 1 hinged glass door | 1 hinged glass door | 2 hinged glass doors | 2 sliding glass doors | 3 hinged glass doors | 3 sliding glass doors |
| Door Reversible | | Yes | Yes | No | No | No | No |
| Shelves No & Type | | 2 wire shelves white | 2 wire shelves white | 4 wire shelves white | 4 wire shelves white | 6 wire shelves white | 6 wire shelves white |
| Shelf Color | | White | White | White | White | White | White |
| Shelf Dimensions | | 395x350 mm | 495x350 mm | 395x320 mm | 395x320 mm | 395x320 mm / 432x320mm | 395x320 mm / 432x320mm |
| Max load on Shelves | kg/m ² | 196 | 196 | 196 | 196 | 196 | 196 |
| Temperature Range | °C | +2 to +10 | +2 to +10 | +2 to +10 | +2 to +10 | +2 to +10 | +2 to +10 |
| Climate Class | | 4 | 4 | 4 | 4 | 4 | 4 |
| Gross / Net Weight | kg | 45 / 40 | 52 / 46 | 69 / 63 | 69 / 63 | 95 / 88 | 95 / 88 |
| Gross / Net Volume | l | 105 / 92 | 125 / 115 | 190 / 182 | 190 / 182 | 300 / 278 | 300 / 278 |
| Feet / Legs | | 4 adjustable feet | 4 adjustable feet | 4 adjustable feet | 4 adjustable feet | 4 adjustable feet | 4 adjustable feet |
| Exterior Finish | | Black | Black | Black | Black | Black | Black |
| Interior Finish | | Stucco aluminium | Stucco aluminium | Stucco aluminium | Stucco aluminium | Stucco aluminium | Stucco aluminium |
| Interior Light | | LED | LED | LED | LED | LED | LED |
| Lock | | Yes | Yes | Yes | Yes | Yes | Yes |
| Type of Controller | | Electronic | Electronic | Electronic | Electronic | Electronic | Electronic |
| Type of Cooling | | Ventilated | Ventilated | Ventilated | Ventilated | Ventilated | Ventilated |
| Type of Defrost | | Automatic | Automatic | Automatic | Automatic | Automatic | Automatic |
| Refrigerant | | R600a | R600a | R600a | R600a | R600a | R600a |
| Refrigerant Charge | g | 45 | 55 | 70 | 70 | 90 | 90 |
| Thermometer | | Yes | Yes | Yes | Yes | Yes | Yes |
| Energy Class | | A | A | A | A | B | B |
| Energy Consumption | kWh/24h | 0,85 | 0,96 | 1,08 | 1,14 | 1,8 | 1,74 |
| Annual Energy Cons. | kWh/year | 310 | 350 | 394 | 416 | 657 | 635 |
| Input Power | W | 95 | 95 | 115 | 115 | 125 | 125 |
| Voltage / Frequency | V/Hz | 220-240/50 | 220-240/50 | 220-240/50 | 220-240/50 | 220-240/50 | 220-240/50 |
| Noise Level | dB(A) | 44 | 44 | 44 | 44 | 44 | 44 |
| Internal Dimension (WxDxH) | mm | 410 x 418 x 720 | 510 x 418 x 720 | 810 x 418 x 720 | 810 x 418 x 720 | 1265 x 418 x 720 | 1265 x 418 x 720 |
| External Dimension (WxDxH) | mm | 500 x 520 x 870 | 600 x 520 x 870 | 900 x 520 x 870 | 900 x 520 x 870 | 1350 x 520 x 870 | 1350 x 526 x 870 |
| Packed Dimension (WxDxH) | mm | 585 x 575 x 940 | 685 x 575 x 940 | 985 x 575 x 940 | 985 x 575 x 940 | 1435 x 575 x 940 | 1435 x 575 x 940 |
| 40ft Container Load | pcs | 160 | 136 | 96 | 96 | 64 | 64 |

BA Backbars



New Product

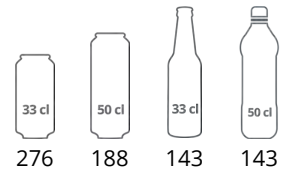


Lock



DID YOU KNOW?

Our backbars are offered with both 87 and 90 cm height and with sliding or hinged doors – all with double glazed glass doors.




BA26H

Backbar Cooler



- EU Energy Class A
- Approx. 59% more energy efficient than previous BA-range
- Ventilated cooling for fast pull-down and even temperature
- Energy saving variable speed compressor
- Double glazed tempered glass
- Hinged alu-framed glass doors
- Easy access electronic thermostat
- Adjustable shelves behind each door
- LED interior light
- Lock



Adjustable wire shelves



Electronic thermostat

Description

The BA is a range of high-quality backbars. It features aluminium doors and chrome shelves with closely-spaced wires, to give stability and high capacity. Double glazed glass doors offer great product visibility as well as a lower energy consumption. It is available with 1, 2, and 3 doors – choose between hinged or sliding doors. To ensure that the backbar fits into any bar environment, it comes in two heights – 870 mm and 900 mm.

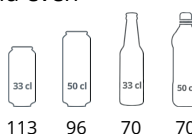
The new range of backbars is highly energy efficient and uses on average 59% less energy compared to the previous models from the same range.



BA6H

Backbar Cooler

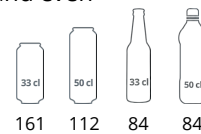
- EU Energy Class A
- Approx. 59% more energy efficient than previous BA-range
- Double glazed tempered glass
- Reversible glass door
- Ventilated cooling for fast pull-down and even temperature
- Easy access electronic thermostat
- Adjustable shelves
- LED interior light
- Lock



BA16H

Backbar Cooler

- EU Energy Class A
- Approx. 59% more energy efficient than previous BA-range
- Double glazed tempered glass
- Reversible glass door
- Ventilated cooling for fast pull-down and even temperature
- Easy access electronic thermostat
- Adjustable shelves
- LED interior light
- Lock



| | | BA16H | BA26H | BA26S | BA6H |
|----------------------------|----------------|-----------------------|-----------------------|-----------------------|-----------------------|
| Total Display Area | m ² | 0,35 | 0,5 | 0,52 | 0,29 |
| Door No & Type | | 1 hinged glass door | 2 hinged glass doors | 2 sliding glass doors | 1 hinged glass door |
| Door Reversible | | Yes | No | No | Yes |
| Shelves No & Type | | 2 wire shelves chrome | 4 wire shelves chrome | 4 wire shelves chrome | 2 wire shelves chrome |
| Shelf Color | | Chrome | Chrome | Chrome | Chrome |
| Shelf Dimensions | | 495x350 mm | 395x328 mm | 395x328 mm | 395x350 mm |
| Temperature Range | °C | +2 to +10 | +2 to +10 | +2 to +10 | +2 to +10 |
| Climate Class | | 4 | 4 | 4 | 4 |
| Gross / Net Weight | kg | 52 / 46 | 69 / 63 | 69 / 63 | 45 / 40 |
| Gross / Net Volume | l | 125 / 115 | 190 / 182 | 190 / 182 | 105 / 92 |
| Feet / Legs | | 4 adjustable feet | 4 adjustable feet | 4 adjustable feet | 4 adjustable feet |
| Exterior Finish | | Black | Black | Black | Black |
| Interior Finish | | Stucco aluminium | Stucco aluminium | Stucco aluminium | Stucco aluminium |
| Interior Light | | LED | LED | LED | LED |
| Lock | | Yes | Yes | Yes | Yes |
| Type of Controller | | Electronic | Electronic | Electronic | Electronic |
| Type of Cooling | | Ventilated | Ventilated | Ventilated | Ventilated |
| Type of Defrost | | Automatic | Automatic | Automatic | Automatic |
| Refrigerant | | R600a | R600a | R600a | R600a |
| Refrigerant Charge | g | 55 | 70 | 70 | 45 |
| Thermometer | | Yes | Yes | Yes | Yes |
| Energy Class | | A | A | A | A |
| Energy Consumption | kWh/24h | 0,96 | 1,08 | 1,14 | 0,85 |
| Annual Energy Cons. | kWh/year | 350 | 394 | 416 | 310 |
| Input Power | W | 95 | 115 | 115 | 95 |
| Voltage / Frequency | V/Hz | 220-240/50 | 220-240/50 | 220-240/50 | 220-240/50 |
| Noise Level | dB(A) | 44 | 44 | 44 | 44 |
| Internal Dimension (WxDxH) | mm | 510 x 418 x 720 | 900 x 418 x 720 | 900 x 418 x 720 | 410 x 418 x 720 |
| External Dimension (WxDxH) | mm | 600 x 520 x 870 | 900 x 520 x 870 | 900 x 515 x 870 | 500 x 520 x 870 |
| Packed Dimension (WxDxH) | mm | 685 x 575 x 940 | 985 x 575 x 940 | 985 x 575 x 940 | 585 x 575 x 940 |
| 40ft Container Load | pcs | 136 | 96 | 96 | 160 |

COOLERS BA Backbars



New Product



Lock




DID YOU KNOW?
Our backbars are offered with both 87 and 90 cm height and with sliding or hinged doors – all with double glazed glass doors.

BA31H

Backbar Cooler



- EU Energy Class B
- Approx. 59% more energy efficient than previous BA-range
- Ventilated cooling for fast pull-down and even temperature
- Energy saving variable speed compressor
- Double glazed tempered glass
- Hinged alu-framed glass doors
- Easy access electronic thermostat
- Adjustable shelves behind each door
- LED interior light
- Lock



Adjustable wire shelves



Electronic thermostat

Description

The BA is a range of high-quality backbars. It features aluminium doors and chrome shelves with closely-spaced wires, to give stability and high capacity. Double glazed glass doors offer great product visibility as well as a lower energy consumption. It is available with 1, 2, and 3 doors – choose between hinged or sliding doors. To ensure that the backbar fits into any bar environment, it comes in two heights – 870 mm and 900 mm.

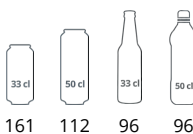
The new range of backbars is highly energy efficient and uses on average 59% less energy compared to the previous models from the same range.



BA11H

Backbar Cooler

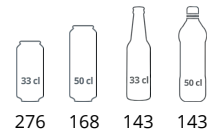
- EU Energy Class A
- Approx. 59% more energy efficient than previous BA-range
- Double glazed tempered glass
- Reversible glass door
- Ventilated cooling for fast pull-down and even temperature
- Easy access electronic thermostat
- Adjustable shelves
- LED interior light
- Lock



BA21H

Backbar Cooler

- EU Energy Class A
- Approx. 59% more energy efficient than previous BA-range
- Ventilated cooling for fast pull-down and even temperature
- Energy saving variable speed compressor
- Double glazed tempered glass
- Hinged alu-framed glass doors
- Easy access electronic thermostat
- Adjustable shelves behind each door
- LED interior light
- Lock



| | | BA11H | BA21H | BA21S | BA31H | BA31S-3 |
|----------------------------|----------------|-----------------------|-----------------------|-----------------------|-----------------------|-----------------------|
| Total Display Area | m ² | 0,37 | 0,52 | 0,54 | 0,77 | 0,84 |
| Door No & Type | | 1 hinged glass door | 2 hinged glass doors | 2 sliding glass doors | 3 hinged glass doors | 3 sliding glass doors |
| Door Reversible | | Yes | No | No | No | No |
| Shelves No & Type | | 2 wire shelves chrome | 4 wire shelves chrome | 4 wire shelves chrome | 6 wire shelves chrome | 6 wire shelves chrome |
| Shelf Color | | Chrome | Chrome | Chrome | Chrome | Chrome |
| Shelf Dimensions | | 495x350 mm | 395x328 mm | 395x328 mm | 400x318 / 432x318 mm | 400x318 / 432x318 mm |
| Temperature Range | °C | +2 to +10 | +2 to +10 | +2 to +10 | +2 to +10 | +2 to +10 |
| Climate Class | | 4 | 4 | 4 | 4 | 4 |
| Gross / Net Weight | kg | 53 / 47 | 70 / 64 | 70 / 64 | 99 / 92 | 101 / 94 |
| Gross / Net Volume | l | 128 / 118 | 196 / 188 | 196 / 188 | 311 / 288 | 311 / 288 |
| Feet / Legs | | 4 adjustable feet | 4 adjustable feet | 4 adjustable feet | 4 adjustable feet | 4 adjustable feet |
| Exterior Finish | | Black | Black | Black | Black | Black |
| Interior Finish | | Stucco aluminium | Stucco aluminium | Stucco aluminium | Stucco aluminium | Stucco aluminium |
| Interior Light | | LED | LED | LED | LED | LED |
| Lock | | Yes | Yes | Yes | Yes | Yes |
| Type of Controller | | Electronic | Electronic | Electronic | Electronic | Electronic |
| Type of Cooling | | Ventilated | Ventilated | Ventilated | Ventilated | Ventilated |
| Type of Defrost | | Automatic | Automatic | Automatic | Automatic | Automatic |
| Refrigerant | | R600a | R600a | R600a | R290 | R290 |
| Refrigerant Charge | g | 55 | 70 | 70 | 90 | 90 |
| Thermometer | | Yes | Yes | Yes | Yes | Yes |
| Energy Class | | A | A | A | B | B |
| Energy Consumption | kWh/24h | 0,96 | 1,08 | 1,14 | 1,8 | 1,74 |
| Annual Energy Cons. | kWh/year | 350 | 394 | 416 | 657 | 635 |
| Input Power | W | 95 | 115 | 115 | 125 | 125 |
| Voltage / Frequency | V/Hz | 220-240/50 | 220-240/50 | 220-240/50 | 220-240/50 | 220-240/50 |
| Noise Level | dB(A) | 44 | 44 | 44 | 44 | 44 |
| Internal Dimension (WxDxH) | mm | 510 x 418 x 734 | 810 x 418 x 734 | 810 x 418 x 734 | 1265 x 418 x 734 | 1265 x 418 x 734 |
| External Dimension (WxDxH) | mm | 600 x 520 x 900 | 900 x 520 x 900 | 900 x 515 x 900 | 1350 x 520 x 900 | 1350 x 515 x 900 |
| Packed Dimension (WxDxH) | mm | 685 x 575 x 970 | 985 x 575 x 970 | 985 x 575 x 970 | 1435 x 575 x 970 | 1435 x 575 x 970 |
| 40ft Container Load | pcs | 136 | 96 | 96 | 64 | 64 |

COOLERS

CBC-G Backbars



Lock



CBC410G

Backbar Cooler

- Robust heavy duty equipment
- Self-closing glass doors
- Mirror effect stainless steel interior
- Adjustable SS304 steel shelves
- Adjustable feet
- Ventilated cooling



Lock



Adjustable shelves

Description

The CBC is a range of robust heavy duty' backbars. It has adjustable shelves made from SS304 stainless steel. It comes with 2, 3, or 4 hinged self-closing doors, solid or in glass. The backbar has an efficient ventilated cooling system for a short pull-down time, which is ideal for busy bar environments.



CBC210G

Backbar Cooler

- Robust heavy duty equipment
- Self-closing glass doors
- Mirror effect stainless steel interior
- Adjustable SS304 steel shelves
- Adjustable feet
- Ventilated cooling



CBC310G

Backbar Cooler

- Robust heavy duty equipment
- Self-closing glass doors
- Mirror effect stainless steel interior
- Adjustable SS304 steel shelves
- Adjustable feet
- Ventilated cooling



| | | CBC210G | CBC310G | CBC410G |
|----------------------------|----------------|-----------------------------------|-----------------------------------|-----------------------------------|
| Total Display Area | m ² | 0,56 | 0,84 | 1,12 |
| Door No & Type | | 2 hinged self-closing glass doors | 3 hinged self-closing glass doors | 4 hinged self-closing glass doors |
| Door Reversible | | No | No | No |
| Shelves No & Type | | 4 SS304 shelves | 6 SS304 shelves | 8 SS304 shelves |
| Shelf Color | | SS304 | SS304 | SS304 |
| Temperature Range | °C | +2 to +10 | +2 to +10 | +2 to +10 |
| Climate Class | | 4 | 4 | 4 |
| Gross / Net Weight | kg | 123 / 118 | 143 / 138 | 172 / 167 |
| Gross / Net Volume | l | 290 / 277 | 460 / 442 | 630 / 605 |
| Feet / Legs | | 6 adjustable feet | 8 adjustable feet | 10 adjustable feet |
| Exterior Finish | | Black | Black | Black |
| Interior Finish | | SS430 mirror polished | SS430 mirror polished | SS430 mirror polished |
| Interior Light | | LED | LED | LED |
| Lock | | Yes | Yes | Yes |
| Type of Controller | | Electronic | Electronic | Electronic |
| Type of Cooling | | Ventilated | Ventilated | Ventilated |
| Type of Defrost | | Automatic | Automatic | Automatic |
| Refrigerant | | R290 | R290 | R290 |
| Refrigerant Charge | g | 95 | 95 | 95 |
| Thermometer | | Yes | Yes | Yes |
| Energy Class | | C | C | C |
| Energy Consumption | kWh/24h | 3,18 | 3,8 | 4,08 |
| Annual Energy Cons. | kWh/year | 1159 | 1386 | 1489 |
| Input Power | W | 250 | 250 | 320 |
| Voltage / Frequency | V/Hz | 220-240/50 | 220-240/50 | 220-240/50 |
| Noise Level | dB(A) | 42 | 42 | 42 |
| Internal Dimension (WxDxH) | mm | 1082 x 415 x 760 | 1622 x 415 x 760 | 2162 x 415 x 760 |
| External Dimension (WxDxH) | mm | 1462 x 513 x 860 | 2002 x 513 x 860 | 2542 x 513 x 860 |
| Packed Dimension (WxDxH) | mm | 1540 x 580 x 1050 | 2060 x 580 x 1050 | 2650 x 580 x 1050 |
| 40ft Container Load | pcs | 60 | 44 | 32 |

COOLERS

CBC Backbars



Lock



CBC410

Backbar Cooler

- Robust heavy duty equipment
- Self-closing doors
- Stainless steel interior
- Adjustable SS304 steel shelves
- Adjustable feet
- Ventilated cooling
- Drawers as option



Drawers as option



Adjustable shelves

Description

The CBC is a range of robust heavy duty' backbars. It has adjustable shelves made from SS304 stainless steel. It comes with 2, 3, or 4 hinged self-closing doors, solid or in glass. The backbar has an efficient ventilated cooling system for a short pull-down time, which is ideal for busy bar environments.



CBC210

Backbar Cooler

- Robust heavy duty equipment
- Self-closing doors
- Stainless steel interior
- Adjustable SS304 steel shelves
- Adjustable feet
- Ventilated cooling
- Drawers as option

C



CBC310

Backbar Cooler

- Robust heavy duty equipment
- Self-closing doors
- Stainless steel interior
- Adjustable SS304 steel shelves
- Adjustable feet
- Ventilated cooling
- Drawers as option

C

| | | CBC210 | CBC310 | CBC410 |
|----------------------------|----------|-----------------------------|-----------------------------|-----------------------------|
| Door No & Type | | 2 hinged self-closing doors | 3 hinged self-closing doors | 4 hinged self-closing doors |
| Door Reversible | | No | No | No |
| Shelves No & Type | | 4 SS304 shelves | 6 SS304 shelves | 8 SS304 shelves |
| Shelf Color | | SS304 | SS304 | SS304 |
| Temperature Range | °C | +2 to +10 | +2 to +10 | +2 to +10 |
| Climate Class | | 4 | 4 | 4 |
| Gross / Net Weight | kg | 123 / 118 | 143 / 138 | 172 / 167 |
| Gross / Net Volume | l | 290 / 277 | 460 / 442 | 630 / 605 |
| Feet / Legs | | 6 adjustable feet | 8 adjustable feet | 10 adjustable feet |
| Exterior Finish | | Black | Black | Black |
| Interior Finish | | SS430 mirror polished | SS430 mirror polished | SS430 mirror polished |
| Interior Light | | No | No | LED |
| Lock | | Yes | Yes | Yes |
| Type of Controller | | Electronic | Electronic | Electronic |
| Type of Cooling | | Ventilated | Ventilated | Ventilated |
| Type of Defrost | | Automatic | Automatic | Automatic |
| Refrigerant | | R290 | R290 | R290 |
| Refrigerant Charge | g | 95 | 95 | 95 |
| Thermometer | | Yes | Yes | Yes |
| Energy Class | | C | C | C |
| Energy Consumption | kWh/24h | 2,35 | 2,85 | 3,18 |
| Annual Energy Cons. | kWh/year | 858 | 1040 | 1160 |
| Input Power | W | 250 | 250 | 350 |
| Voltage / Frequency | V/Hz | 220-240/50 | 220-240/50 | 220-240/50 |
| Noise Level | dB(A) | 42 | 42 | 42 |
| Internal Dimension (WxDxH) | mm | 1082 x 415 x 760 | 1622 x 415 x 760 | 2162 x 415 x 760 |
| External Dimension (WxDxH) | mm | 1462 x 513 x 860 | 2002 x 513 x 860 | 2542 x 513 x 860 |
| Packed Dimension (WxDxH) | mm | 1540 x 580 x 1050 | 2060 x 580 x 1050 | 2650 x 580 x 1050 |
| 40ft Container Load | pcs | 60 | 44 | 32 |



CKC8
 KEG Cooler



- Self-closing doors
- Stainless steel interior
- Adjustable feet
- Ventilated cooling
- Suitable for 20 l KEGs



Electronic thermostat



Easy access to clean condenser

Description

The CKC range of KEG coolers comes in several sizes, fitting between 2-8 x 20 liter KEGs. It has a black exterior and a stainless steel interior. It has ventilated cooling to ensure a fast pull-down time and the temperature can easily be adjusted on the electronic thermostat. A great choice for busy bar environments serving draft beer.



CKC2

KEG Cooler



- Self-closing door
- Stainless steel interior
- Adjustable feet
- Ventilated cooling
- Suitable for 20 l KEGs



CKC4

KEG Cooler



- Self-closing door
- Stainless steel interior
- Adjustable feet
- Ventilated cooling
- Suitable for 20 l KEGs

| | | CKC2 | CKC4 | CKC6 | CKC8 |
|----------------------------|----------|-----------------------|-----------------------|-----------------------|-----------------------|
| 20 l KEG | pcs | 2 | 4 | 6 | 8 |
| 50 l KEG | pcs | 0 | 1 | 1 | 2 |
| Door No & Type | | 1 hinged solid door | 1 hinged solid door | 2 hinged solid doors | 2 hinged solid doors |
| Door Reversible | | No | No | No | No |
| Temperature Range | °C | +2 to +10 | +2 to +10 | +2 to +10 | +2 to +10 |
| Climate Class | | 4 | 4 | 4 | 4 |
| Gross / Net Weight | kg | 58 / 53 | 74 / 69 | 86 / 81 | 96 / 91 |
| Gross / Net Volume | l | 99 / 98 | 190 / 189 | 268 / 267 | 362 / 359 |
| Feet / Legs | | 4 adjustable feet | 4 adjustable feet | 4 adjustable feet | 4 adjustable feet |
| Exterior Finish | | Black | Black | Black | Black |
| Interior Finish | | SS430 mirror polished | SS430 mirror polished | SS430 mirror polished | SS430 mirror polished |
| Interior Light | | No | No | No | No |
| Lock | | No | No | No | No |
| Type of Controller | | Electronic | Electronic | Electronic | Electronic |
| Type of Cooling | | Ventilated | Ventilated | Ventilated | Ventilated |
| Type of Defrost | | Automatic | Automatic | Automatic | Automatic |
| Refrigerant | | R600a | R600a | R600a | R600a |
| Refrigerant Charge | g | 60 | 95 | 95 | 95 |
| Thermometer | | Yes | Yes | Yes | Yes |
| Energy Class | | B | B | B | B |
| Energy Consumption | kWh/24h | 1,92 | 2,12 | 2,17 | 2,52 |
| Annual Energy Cons. | kWh/year | 701 | 774 | 792 | 920 |
| Input Power | W | 160 | 240 | 240 | 250 |
| Voltage / Frequency | V/Hz | 220-240/50 | 220-240/50 | 220-240/50 | 220-240/50 |
| Noise Level | dB(A) | 45 | 45 | 45 | 45 |
| Internal Dimension (WxDxH) | mm | 270 x 500 x 730 | 520 x 500 x 730 | 735 x 500 x 730 | 990 x 500 x 730 |
| External Dimension (WxDxH) | mm | 555 x 590 x 860 | 880 x 590 x 860 | 1110 x 590 x 860 | 1350 x 590 x 860 |
| Packed Dimension (WxDxH) | mm | 600 x 620 x 1050 | 925 x 620 x 1050 | 1200 x 620 x 1050 | 1400 x 620 x 1050 |
| 40ft Container Load | pcs | 114 | 86 | 74 | 52 |



WINE COOLERS

Wine Coolers - Wine Dispensers

TEFCOLD supplies a wide range of wine coolers and dispensers for elegant storage, presentation and serving - for example in restaurants.

The TFW range features elegant and practical design. It has a modern and eco-friendly cooling system that reduces the heat, noise, and energy consumption of the cabinets.

Choose between different sizes, door types, and cabinets with a single temperature zone or with two zones. Common to all models is that wooden shelves are included, designed to hold the maximum number of Bordeaux bottles on as many shelves as possible.



TEFCOLD TFW400-F

Elegant and frameless wine cooler for all types of wine.
Great design combined with an energy efficient cooling system.

Wine Coolers with Frameless Doors



Dual
Temperature



Wooden drawing shelves



Presentation shelves
available as option



163

TFW400-2F Wine Cooler

- Frameless glass door
- 2 temperature zones
- Energy efficient cooling system
- Very low noise level
- LED interior light with switch
- Reversible door
- Curved stainless steel handle
- Wooden shelves
- Presentation shelves available as option

DID YOU KNOW?

Our wine cooler range also offers cabinets with two temperature zones for storing different types of wine at the same time.



Description

The TFW-F range of frameless wine display coolers offers an elegant solution to storing and displaying wine. It has a contemporary design with an edge-to-edge glass door, soft LED lighting, and slide out wooden shelves. The wine cooler also features a modern cooling system that reduces the heat, noise, and energy consumption of the cabinet.



46

TFW200-2F

Wine Cooler

- Frameless glass door
- 2 temperature zones
- Energy efficient cooling system
- Very low noise level
- LED interior light with switch
- Reversible door
- Curved stainless steel handle
- Wooden shelves



119

TFW300-2F

Wine Cooler

- Frameless glass door
- 2 temperature zones
- Energy efficient cooling system
- Very low noise level
- LED interior light with switch
- Reversible door
- Curved stainless steel handle
- Wooden shelves
- Presentation shelves available as option



| | | TFW200-2F | TFW200-F | TFW300-2F | TFW400-2F | TFW400-F |
|----------------------------|----------|-------------------------|-------------------------|-------------------------|-------------------------|-------------------------|
| Door No & Type | | 1 hinged frameless door | 1 hinged frameless door | 1 hinged frameless door | 1 hinged frameless door | 1 hinged frameless door |
| Door Reversible | | Yes | Yes | Yes | Yes | Yes |
| Shelves No & Type | | 6 wooden wine shelves | 4 wooden wine shelves | 10 wooden wine shelves | 14 wooden wine shelves | 15 wooden wine shelves |
| Temperature Range | °C | +5 to +10 / +10 to +18 | +5 to +18 | +5 to +10 / +10 to +18 | +5 to +10 / +10 to +18 | +5 to +18 |
| Climate Class | | 4 | 4 | 4 | 4 | 4 |
| Gross / Net Weight | kg | 49 / 44 | 49 / 44 | 94 / 89 | 111 / 106 | 111 / 106 |
| Gross / Net Volume | l | 155 / 131 | 155 / 141 | 270 / 250 | 416 / 350 | 426 / 350 |
| Feet / Legs | | 4 adjustable feet | 4 adjustable feet | 4 adjustable feet | 4 adjustable feet | 4 adjustable feet |
| Exterior Finish | | Black | Black | Black | Black | Black |
| Interior Finish | | Black ABS | Black ABS | Black ABS | Black ABS | Black ABS |
| Interior Light | | LED | LED | LED | LED | LED |
| Lock | | No | No | No | No | No |
| Type of Controller | | Electronic | Electronic | Electronic | Electronic | Electronic |
| Type of Cooling | | Fan assisted | Fan assisted | Fan assisted | Fan assisted | Fan assisted |
| Type of Defrost | | Automatic | Automatic | Automatic | Automatic | Automatic |
| Refrigerant | | R600a | R600a | R600a | R600a | R600a |
| Refrigerant Charge | g | 35 | 35 | 60 | 55 | 55 |
| Thermometer | | Yes | Yes | Yes | Yes | Yes |
| Energy Class | | G | G | G | G | G |
| Energy Consumption | kWh/24h | 0,4 | 0,36 | 0,41 | 0,48 | 0,43 |
| Annual Energy Cons. | kWh/year | 145 | 130 | 150 | 175 | 158 |
| Input Power | W | 160 | 160 | 155 | 220 | 220 |
| Voltage / Frequency | V/Hz | 220-240/50 | 220-240/50 | 220-240/50 | 220-240/50 | 220-240/50 |
| Noise Level | dB(A) | 40 | 40 | 40 | 40 | 39 |
| Internal Dimension (WxDxH) | mm | 520 x 445 x 605 | 520 x 445 x 605 | 510 x 540 x 1130 | 515 x 532 x 1585 | 515 x 532 x 1585 |
| External Dimension (WxDxH) | mm | 595 x 570 x 820 | 595 x 570 x 820 | 595 x 680 x 1390 | 595 x 680 x 1760 | 595 x 680 x 1760 |
| Packed Dimension (WxDxH) | mm | 670 x 670 x 880 | 670 x 670 x 880 | 650 x 750 x 1590 | 650 x 760 x 2000 | 650 x 760 x 2000 |
| 40ft Container Load | pcs | 108 | 108 | 54 | 54 | 54 |

Wine Coolers with Stainless Steel Doors



Dual
Temperature



Strong handle



Presentation shelves
available as option



163

TFW400-2S

Wine Cooler

- Stainless steel door frame and handle
- 2 temperature zones
- Energy efficient cooling system
- Very low noise level
- LED interior light with switch
- Reversible glass door
- Wooden shelves
- Presentation shelves available as option
- Lock



Description

The TFW-S range of stainless steel wine display coolers offers a contemporary solution to displaying and storing wine bottles. It has an elegant design with a stainless steel exterior and black interior, soft LED lighting, and slide out wooden shelves. The modern cooling system is very efficient and reduces the noise, heat, and energy consumption of the cooler.



TFW200-2S

Wine Cooler

- Stainless steel door frame and handle
- 2 temperature zones
- Energy efficient cooling system
- Very low noise level
- LED interior light with switch
- Reversible glass door
- Wooden shelves
- Lock



TFW100-S

Wine Cooler

- 1 temperature zone
- Suitable for red or white wine
- Stainless steel door frame and handle
- Energy efficient cooling system
- Very low noise level
- LED interior light with switch
- Reversible glass door
- Wooden shelves
- Lock



| | TFW100-S | TFW200-2S | TFW200-S | TFW400-2S | TFW400-S |
|----------------------------|-----------------------|------------------------|-----------------------|------------------------|------------------------|
| Door No & Type | 1 hinged glass door | 1 hinged glass door | 1 hinged glass door | 1 hinged glass door | 1 hinged glass door |
| Door Reversible | Yes | Yes | Yes | Yes | Yes |
| Shelves No & Type | 6 wooden wine shelves | 6 wooden wine shelves | 4 wooden wine shelves | 14 wooden wine shelves | 15 wooden wine shelves |
| Temperature Range | °C +5 to +18 | +5 to +10 / +10 to +18 | +5 to +18 | +5 to +10 / +10 to +18 | +5 to +18 |
| Climate Class | 4 | 4 | 4 | 4 | 4 |
| Gross / Net Weight | kg 31 / 26 | 49 / 44 | 49 / 44 | 111 / 106 | 111 / 106 |
| Gross / Net Volume | l 80 / 57 | 155 / 131 | 155 / 141 | 416 / 350 | 426 / 350 |
| Feet / Legs | 4 adjustable feet | 4 adjustable feet | 4 adjustable feet | 4 adjustable feet | 4 adjustable feet |
| Exterior Finish | Black | Black | Black | Black | Black |
| Interior Finish | Black ABS | Black ABS | Black ABS | Black ABS | Black ABS |
| Interior Light | LED | LED | LED | LED | LED |
| Lock | Yes | Yes | Yes | Yes | Yes |
| Type of Controller | Electronic | Electronic | Electronic | Electronic | Electronic |
| Type of Cooling | Fan assisted | Fan assisted | Fan assisted | Fan assisted | Fan assisted |
| Type of Defrost | Automatic | Automatic | Automatic | Automatic | Automatic |
| Refrigerant | R600a | R600a | R600a | R600a | R600a |
| Refrigerant Charge | g 25 | 35 | 35 | 55 | 55 |
| Thermometer | Yes | Yes | Yes | Yes | Yes |
| Energy Class | G | G | G | G | G |
| Energy Consumption | kWh/24h 0,27 | 0,4 | 0,36 | 0,48 | 0,43 |
| Annual Energy Cons. | kWh/year 98 | 145 | 130 | 175 | 158 |
| Input Power | W 90 | 160 | 160 | 220 | 220 |
| Voltage / Frequency | V/Hz 220-240/50 | 220-240/50 | 220-240/50 | 220-240/50 | 220-240/50 |
| Noise Level | dB(A) 40 | 40 | 40 | 40 | 39 |
| Internal Dimension (WxDxH) | mm 227 x 492 x 658 | 520 x 445 x 605 | 520 x 445 x 605 | 515 x 532 x 1585 | 515 x 532 x 1585 |
| External Dimension (WxDxH) | mm 295 x 570 x 860 | 595 x 570 x 820 | 595 x 570 x 820 | 595 x 680 x 1760 | 595 x 680 x 1760 |
| Packed Dimension (WxDxH) | mm 340 x 650 x 920 | 670 x 670 x 880 | 670 x 670 x 880 | 650 x 760 x 2000 | 650 x 760 x 2000 |
| 40ft Container Load | pcs 216 | 108 | 108 | 54 | 54 |

Bottles Coolers Suitable for Wine



Lock



Adjustable shelves

Presentation shelves
available as option

118

CPP1380E

Bottle Cooler Suitable for Wine

- Reversible solid door
- 1 temperature zone
- Adjustable shelves
- Black interior and exterior
- Adjustable feet
- Lock



Description

The CPP bottle cooler range is an economic and great way of storing wine. It has black interior and exterior, black pvc door and comes with 6 adjustable wooden wine shelves. It features automatic defrost and a fan assisted cooling system, easily controlled by an electronic thermostat.

CPV1380E

Display Cooler Suitable for Wine

- Hinged glass door
- 1 temperature zone
- LED light
- Adjustable shelves
- Tinted glass door for protection of wine
- Reversible door
- Black interior and exterior
- Lock
- Presentation shelves available as option



SC85 BLACK

Black Undercounter Wine Cooler

- Fan assisted cooling
- Black interior and exterior
- Tinted glass door for protection of wine
- Digital temperature display
- Adjustable shelves
- LED interior light
- Curved reversible tinted glass door
- Hinged glass door
- Adjustable feet
- Lock



| | CPP1380E | CPV1380E | SC85 BLACK |
|----------------------------|-----------------------|-----------------------|----------------------------|
| Door No & Type | 1 hinged solid doors | 1 hinged glass door | 1 hinged curved glass door |
| Door Reversible | Yes | Yes | Yes |
| Shelves No & Type | 6 wooden wine shelves | 6 wooden wine shelves | 4 wire wine shelves |
| Shelf Dimensions | 490 x 360 mm | 490 x 360 mm | |
| Temperature Range | °C +1 to +18 | +1 to +18 | +2 to +10 |
| Climate Class | 4 | 4 | 4 |
| Gross / Net Weight | kg 79 / 72 | 83 / 78 | 38 / 33 |
| Gross / Net Volume | l 372 / 350 | 372 / 350 | 92 / 85 |
| Feet / Legs | 2 adjustable feet | 2 adjustable feet | 4 adjustable feet |
| Castors | 2 rollers | 2 rollers | |
| Exterior Finish | Black | Black | Black |
| Interior Finish | Black ABS | Black ABS | Black ABS |
| Interior Light | No | LED | LED |
| Lock | Yes | Yes | Yes |
| Type of Controller | Electronic | Electronic | Mechanical |
| Type of Cooling | Fan assisted | Fan assisted | Fan assisted |
| Type of Defrost | Automatic | Automatic | Automatic |
| Refrigerant | R600a | R600a | R600a |
| Refrigerant Charge | g 70 | 70 | 28 |
| Thermometer | Yes | Yes | No |
| Energy Class | D | D | C |
| Energy Consumption | kWh/24h 1,79 | 1,96 | 1,06 |
| Annual Energy Cons. | kWh/year 655 | 713,58 | 387 |
| Input Power | W 180 | 180 | 165 |
| Voltage / Frequency | V/Hz 220-240/50 | 220-240/50 | 220-240/50 |
| Noise Level | dB(A) 42 | 42 | 40 |
| Internal Dimension (WxDxH) | mm 470 x 440 x 1555 | 470 x 440 x 1555 | 410 x 415 x 630 |
| External Dimension (WxDxH) | mm 595 x 640 x 1840 | 595 x 640 x 1840 | 503 x 567 x 775 |
| Packed Dimension (WxDxH) | mm 680 x 710 x 1940 | 680 x 710 x 1940 | 570 x 610 x 810 |
| 40ft Container Load | pcs 54 | 54 | 228 |



MINIBARS

Minibar Coolers - Absorbtion Coolers - Compressor Coolers

TEFCOLD minibars are ideal for hotels and conferences. They can be fully integrated and come with solid or glass doors in a range of sizes as well as in a drawer model. All models feature key locks and internal LED lights.

The models with a frameless glass door offer an elegant display of the snacks and drinks inside. The minibars with a solid door can be built into a cabinet and thus blend seamlessly into the design of the furniture.

All our absorption minibars use a single heating element and three fluids to drive the cooling

system, making them extremely reliable. The cooling system operates silently (0 dB(A)), is maintenance-free, and has a long service life.

Our compressor operated minibars can secure a low temperature level even in warmer climates, and they have smart programming with a timing function, a SLEEP-mode function, and a FAST-cool function. Not to mention an extremely low energy consumption.



TEFCOLD TM44G

Silent minibar with absorption cooling and reversible glass door.
When even a small product selection should to be elegantly presented.

Absorption Glass Door Minibars



Lock




DID YOU KNOW?

An absorption minibar uses a single heating element and three operating fluids to power the cooling system. This is highly reliable, silent and energy efficient.

TM44G

Black Minibar

- Reversible glass door
- Flat integrated evaporator
- Silent operation
- Low energy consumption
- Adjustable shelves
- Lock
- LED interior light



Integrated evaporator



Integrated handle

Description

The TM range of absorption minibars is a popular choice for hotel rooms, meeting rooms, and boardrooms. With a silent running absorption refrigeration system, it will not disturb your guests. The minibar comes with internal LED lighting that turns on when the door is opened. The unit can easily be integrated into the existing interior. Choose between solid door or glass door models in different sizes.



TM33G

Black Minibar



- Reversible glass door
- Flat integrated evaporator
- Silent operation
- Low energy consumption
- Adjustable shelves
- Lock
- LED interior light

| | | TM33G | TM44G |
|----------------------------|----------|---------------------|---------------------|
| Door No & Type | | 1 hinged glass door | 1 hinged glass door |
| Door Reversible | | Yes | Yes |
| Shelves No & Type | | 1 wire shelves grey | 2 wire shelves grey |
| Temperature Range | °C | +5 to +12 | +5 to +12 |
| Climate Class | | 3 | 3 |
| Gross / Net Weight | kg | 22.5 / 20.5 | 24 / 22 |
| Gross / Net Volume | l | 29 / 26 | 36 / 35 |
| Feet / Legs | | 4 adjustable feet | 4 adjustable feet |
| Exterior Finish | | Black | Black |
| Interior Finish | | ABS, RAL7005 | ABS, RAL7005 |
| Interior Light | | LED | LED |
| Lock | | Yes | Yes |
| Type of Controller | | Electronic | Electronic |
| Type of Cooling | | Absorbtion | Absorbtion |
| Type of Defrost | | Automatic | Automatic |
| Refrigerant | | NH3 | NH3 |
| Refrigerant Charge | g | 70 | 72 |
| Thermometer | | No | No |
| Energy Class | | G | G |
| Energy Consumption | kWh/24h | 0,79 | 0,8 |
| Annual Energy Cons. | kWh/year | 288 | 292 |
| Input Power | W | 65 | 65 |
| Voltage / Frequency | V/Hz | 220-240/50-60 | 220-240/50-60 |
| Noise Level | dB(A) | 0 | 0 |
| Internal Dimension (WxDxH) | mm | 312 x 225 x 395 | 312 x 250 x 455 |
| External Dimension (WxDxH) | mm | 402 x 432 x 500 | 402 x 457 x 560 |
| Packed Dimension (WxDxH) | mm | 450 x 475 x 540 | 450 x 495 x 610 |
| 40ft Container Load | pcs | 384 | 360 |

Absorption Solid Door Minibars




Lock

**TM52**

Minibar Cooler

- Absorption operated cooling system
- Flat integrated evaporator
- Silent operation
- Low energy consumption
- Reversible solid door
- Adjustable shelves, also in door
- LED interior light
- Lock



Integrated evaporator



LED light

Description

The TM range of absorption minibars is a popular choice for hotel rooms, meeting rooms, and boardrooms. With a silent running absorption refrigeration system, it will not disturb your guests. The minibar comes with internal LED lighting that turns on when the door is opened. The unit can easily be integrated into the existing interior. Choose between solid door or glass door models in different sizes.



TM32

Minibar Cooler



- Absorption operated cooling system
- Flat integrated evaporator
- Silent operation
- Low energy consumption
- Reversible solid door
- Adjustable shelves, also in door
- LED interior light
- Lock

TM42

Minibar Cooler



- Absorption operated cooling system
- Flat integrated evaporator
- Silent operation
- Low energy consumption
- Reversible solid door
- Adjustable shelves, also in door
- LED interior light
- Lock

| | TM32 | TM42 | TM52 | TM62 |
|----------------------------|---------------------|---------------------|---------------------|---------------------|
| Door No & Type | 1 hinged solid door | 1 hinged solid door | 1 hinged solid door | 1 hinged solid door |
| Door Reversible | Yes | Yes | Yes | Yes |
| Shelves No & Type | 1 wire shelves grey | 2 wire shelves grey | 2 wire shelves grey | 2 wire shelves grey |
| Temperature Range | °C +2 to +12 | +2 to +12 | +2 to +12 | 0 to +10 |
| Climate Class | 3 | 3 | 3 | 4 |
| Gross / Net Weight | kg 17 / 12 | 19 / 14 | 21 / 16 | 27 / 25 |
| Gross / Net Volume | l 29 / 27 | 36 / 34 | 45 / 42 | 47 / 44.5 |
| Feet / Legs | 4 adjustable feet | 4 adjustable feet | 4 adjustable feet | Adjustable feet |
| Exterior Finish | Black | Black | Black | Black |
| Interior Finish | ABS, RAL7005 | ABS, RAL7005 | ABS, RAL7005 | White |
| Interior Light | LED | LED | LED | LED |
| Lock | Yes | Yes | Yes | Yes |
| Type of Controller | Electronic | Electronic | Electronic | Electronic |
| Type of Cooling | Absorbtion | Absorbtion | Absorbtion | Absorbtion |
| Type of Defrost | Automatic | Automatic | Automatic | Automatic |
| Refrigerant | NH3 | NH3 | NH3 | NH3 |
| Refrigerant Charge | g 70 | 72 | 80 | 80 |
| Thermometer | No | No | | |
| Energy Class | G | G | G | G |
| Energy Consumption | kWh/24h 0,62 | 0,63 | 0,63 | 0,64 |
| Annual Energy Cons. | kWh/year 226 | 230 | 230 | 234 |
| Input Power | W 65 | 65 | 90 | 65 |
| Voltage / Frequency | V/Hz 220-240/50-60 | 220-240/50-60 | 220-240/50-60 | 220-240/50 |
| Noise Level | dB(A) 0 | 0 | 0 | 0 |
| Internal Dimension (WxDxH) | mm 312 x 225 x 395 | 312 x 250 x 455 | 312 x 250 x 565 | 360 x 265 x 500 |
| External Dimension (WxDxH) | mm 402 x 438 x 500 | 402 x 463 x 560 | 402 x 463 x 670 | 460 x 480 x 605 |
| Packed Dimension (WxDxH) | mm 450 x 460 x 530 | 450 x 480 x 600 | 450 x 480 x 710 | 500 x 520 x 640 |
| 40ft Container Load | pcs 384 | 360 | 360 | 276 |

Compressor Minibars



Lock



DID YOU KNOW?

Our minibar range with compressors can be programmed to only run when guests are not likely to be in the room.

TM45GC

Glass Door Minibar Cooler

- Compressor operated cooling system
- Great product presentation
- Low energy consumption
- Low noise operation
- Timing function for maximum guest comfort
- SLEEP-mode function for silence period
- FAST-cool function for immediate cooling
- Reversible glass door
- LED interior light
- Integrated handle
- Lock



Integrated handle



Display with a button for each feature

Description

The TM range of compressor operated minibars is an excellent choice for hotel rooms. It has a low-noise system that can be timed, so it only runs when the room is likely to be empty. It also features a SLEEP-mode for forced silence as well as a FAST-cool function for immediate cooling. It has an elegant design, can easily be built in, and has a very low energy consumption. Choose between solid door or glass door models in different sizes.



TM35GC

Glass Door Minibar Cooler



- Compressor operated cooling system
- Great product presentation
- Low energy consumption
- Low noise operation
- Timing function for maximum guest comfort
- SLEEP-mode function for silence period
- FAST-cool function for immediate cooling
- Reversible glass door
- LED interior light
- Integrated handle
- Lock



TM45C

Minibar Cooler



- Low energy consumption
- Compressor operated cooling system
- Low noise operation
- Timing function for maximum guest comfort
- SLEEP-mode function for silence period
- FAST-cool function for immediate cooling
- Adjustable shelves, also in door
- Reversible solid door
- LED interior light
- Integrated handle
- Lock

| | | TM35C | TM35GC | TM45C | TM45GC |
|----------------------------|----------|---------------------|---------------------|---------------------|---------------------|
| Door No & Type | | 1 hinged solid door | 1 hinged glass door | 1 hinged solid door | 1 hinged glass door |
| Door Reversible | | Yes | Yes | Yes | Yes |
| Shelves No & Type | | 1 plastic shelf | 1 plastic shelf | 2 plastic shelves | 2 plastic shelves |
| Temperature Range | °C | +5 to +10 | +5 to +14 | +5 to +10 | +5 to +14 |
| Climate Class | | 4 | 4 | 4 | 4 |
| Gross / Net Weight | kg | 20.5 / 19.5 | 24 / 23 | 21 / 20 | 26 / 24 |
| Gross / Net Volume | l | 27 / 24 | 27 / 24 | 38 / 34 | 38 / 34 |
| Feet / Legs | | Adjustable feet | Adjustable feet | Adjustable feet | Adjustable feet |
| Exterior Finish | | Black | Black | Black | Black |
| Interior Finish | | White | White | White | White |
| Interior Light | | LED | LED | LED | LED |
| Lock | | Yes | Yes | Yes | Yes |
| Type of Controller | | Electronic | Electronic | Electronic | Electronic |
| Type of Cooling | | Static | Static | Static | Static |
| Type of Defrost | | Automatic | Automatic | Automatic | Automatic |
| Refrigerant | | R600a | R600a | R600a | R600a |
| Refrigerant Charge | g | 24 | 24 | 26 | 26 |
| Thermometer | | No | No | No | No |
| Energy Class | | D | G | D | G |
| Energy Consumption | kWh/24h | 0,15 | 0,31 | 0,16 | 0,35 |
| Annual Energy Cons. | kWh/year | 55 | 113 | 57 | 128 |
| Input Power | W | 65 | 65 | 65 | 65 |
| Voltage / Frequency | V/Hz | 220-240/50 | 220-240/50 | 220-240/50 | 220-240/50 |
| Noise Level | dB(A) | 38 | 38 | 38 | 38 |
| Internal Dimension (WxDxH) | mm | 310 x 207 x 397 | 310 x 207 x 397 | 310 x 300 x 455 | 310 x 300 x 455 |
| External Dimension (WxDxH) | mm | 402 x 440 x 510 | 402 x 425 x 505 | 402 x 500 x 565 | 402 x 485 x 565 |
| Packed Dimension (WxDxH) | mm | 450 x 475 x 550 | 450 x 475 x 550 | 450 x 535 x 620 | 450 x 535 x 620 |
| 40ft Container Load | pcs | 375 | 375 | 330 | 330 |

Compressor Minibars - Drawer



New Product

**TD50C**

Minibar Drawer

- Compressor operated cooling system
- Low energy consumption
- Low noise operation
- Great product presentation
- LED interior light
- No front/handle - ready to be built in
- SLEEP-mode function for silence period



Extra drawer for easy overview



Display with a button for each feature

Description

The TD range of minibar drawers is great for hotel rooms. Fit it into for example a nightstand and offer your guests easy access to cold beverages and snacks. The drawer features a low-noise compressor operated system. It has an elegant design, can easily be built in, and has a low energy consumption.

DID YOU KNOW?

Our minibars can all be built into the existing interior, as long as there is room for the air to circulate around the unit.



TD50A

Minibar Drawer



- Compressor operated cooling system
- Low energy consumption
- Low noise operation
- SLEEP-mode function for silence period
- Great product presentation
- LED interior light

| | | TD50A | TD50C |
|----------------------------|----------|-----------------|-----------------|
| Temperature Range | °C | +5 to +12 | +5 to +12 |
| Climate Class | | 4 | 4 |
| Gross / Net Weight | kg | 24 / 22 | 24 / 22 |
| Gross / Net Volume | l | 52 / 45 | 52 / 45 |
| Feet / Legs | | Adjustable feet | Adjustable feet |
| Exterior Finish | | Black | Black |
| Interior Finish | | White | White |
| Interior Light | | LED | LED |
| Lock | | No | No |
| Type of Controller | | Electronic | Electronic |
| Type of Cooling | | Static | Static |
| Type of Defrost | | Automatic | Automatic |
| Refrigerant | | R600a | R600a |
| Refrigerant Charge | g | 20 | 20 |
| Thermometer | | No | No |
| Energy Class | | G | G |
| Energy Consumption | kWh/24h | 0,29 | 0,29 |
| Annual Energy Cons. | kWh/year | 106 | 106 |
| Input Power | W | 40 | 40 |
| Voltage / Frequency | V/Hz | 220-240/50 | 220-240/50 |
| Noise Level | dB(A) | 38 | 38 |
| Internal Dimension (WxDxH) | mm | 470 x 395 x 332 | 470 x 395 x 332 |
| External Dimension (WxDxH) | mm | 550 x 508 x 420 | 550 x 508 x 420 |
| Packed Dimension (WxDxH) | mm | 590 x 520 x 470 | 590 x 520 x 470 |
| 40ft Container Load | pcs | 430 | 430 |



STORAGE COOLERS

Storage Coolers - Upright Coolers

The TEFCOLD upright storage cooler range goes from undercounter models to full-height refrigerators. They come in stainless steel or white-painted finishes. We have storage coolers in a wide range of sizes and for any requirement.

All our storage coolers are made for the busy catering environment and are therefore designed with durability and hygiene in mind.

The UR model is often used with the UF freezer option. The UR and UF models look great together, regardless of size or finish. UR models feature electronic thermostat.

The SD and SDU models are a little narrower, with a mechanical thermostat. They use a little more electricity than the UR models, but are a less-expensive alternative in terms of purchasing price.



TEFCOLD UR400S

Storage cooler with reversible solid door and stainless steel cabinet. Solid and elegant backroom storage for any business.

UR-S/UR Storage Coolers



Freezer Option
Available



Suitable for
Dairy Products



Lock



Stainless Steel UR Storage Coolers

- Stainless steel cabinet
- Integrated handle
- Reversible solid door
- Electronic thermostat
- Fan assisted cooling
- Adjustable shelves GN2/1
- Lock
- Digital controller and temperature display
- Adjustable feet with rollers to rear



UR: Storage Coolers
UF: Matching Storage Freezers p. 152-153

UR-S: Stainless Steel Storage Coolers
UF-S: Matching Storage Freezers p. 154-155

Description

The UR-S range of storage coolers is the stainless steel version of our UR cabinets. They offer high quality and reliability, wrapped in a clean design. It has fan assisted cooling to ensure a stable temperature throughout the cabinet, which is easily controlled by an electronic thermostat. It comes in various sizes with adjustable shelves, making it easy to customize the interior to fit your needs.



UR Storage Coolers

- Integrated handle
- Reversible solid door
- Electronic thermostat
- Fan assisted cooling
- Adjustable shelves GN2/1
- Digital controller and temperature display
- Lock
- Adjustable feet with rollers to rear

DID YOU KNOW?

We offer matching freezers for most of our storage coolers. For example, the UF-models match the popular UR-Coolers.

Description

The UR range of storage coolers offers high quality and reliability, wrapped in a clean design with an integrated handle. It has fan assisted cooling to ensure a stable temperature throughout the cabinet, which is easily controlled by an electronic thermostat. It comes in various sizes with adjustable shelves, making it easy to customize the interior to fit your needs.

| | UR200 | UR200S | UR400 | UR400S | UR600 | UR600S |
|----------------------------|-----------------------|----------------------|----------------------|----------------------|----------------------|----------------------|
| Door No & Type | 1 hinged solid doors | 1 hinged solid doors | 1 hinged solid door | 1 hinged solid door | 1 hinged solid door | 1 hinged solid door |
| Shelves No & Type | 3 wire shelves white | 3 wire shelves white | 4 wire shelves white | 4 wire shelves white | 4 wire shelves white | 4 wire shelves white |
| Shelf Color | White | White | White | White | White | White |
| Shelf Dimensions | 505 x 415 mm | 505 x 415 mm | 505 x 415 mm | 505 x 415 mm | GN2/1 | GN2/1 |
| Bottom Shelf Dimensions | 505 x 220 | 505 x 220 | 505 x 220 | 505 x 220 | 650 x 305 | 650 x 305 |
| Max load on Shelves | kg/m ² 110 | 110 | 110 | 110 | 196 | 196 |
| Temperature Range | °C +2 to +10 | +2 to +10 | +2 to +10 | +2 to +10 | +2 to +10 | +2 to +10 |
| Climate Class | 4 | 4 | 4 | 4 | 4 | 4 |
| Gross / Net Weight | kg 49 / 44 | 49 / 44 | 85 / 80 | 85 / 80 | 112 / 107 | 112 / 107 |
| Gross / Net Volume | l 130 / 119 | 130 / 119 | 374 / 350 | 374 / 350 | 605 / 570 | 605 / 570 |
| Feet / Legs | 4 adjustable feet | 4 adjustable feet | 4 adjustable feet | 4 adjustable feet | 4 adjustable feet | 4 adjustable feet |
| Castors | 2 rollers | 2 rollers | | 2 rollers | 2 rollers | 2 rollers |
| Exterior Finish | White | SS430 | White | SS430 | White | SS430 |
| Interior Finish | White ABS | White ABS | White ABS | White ABS | White ABS | White ABS |
| Interior Light | No | No | No | No | No | No |
| Lock | Yes | Yes | Yes | Yes | Yes | Yes |
| Type of Controller | Electronic | Electronic | Electronic | Electronic | Electronic | Electronic |
| Type of Cooling | Fan assisted | Fan assisted | Fan assisted | Fan assisted | Fan assisted | Fan assisted |
| Type of Defrost | Automatic | Automatic | Automatic | Automatic | Automatic | Automatic |
| Refrigerant | R600a | R600a | R600a | R600a | R600a | R600a |
| Refrigerant Charge | g 35 | 35 | 75 | 75 | 100 | 100 |
| Thermometer | Yes | Yes | Yes | Yes | Yes | Yes |
| Energy Class | A | A | C | C | C | C |
| Energy Consumption | kWh/24h 1,12 | 1,12 | 1,31 | 1,31 | 1,84 | 1,84 |
| Annual Energy Cons. | kWh/year 409 | 409 | 478 | 478 | 672 | 672 |
| Input Power | W 105 | 105 | 185 | 185 | 130 | 130 |
| Voltage / Frequency | V/Hz 220-240/50 | 220-240/50 | 220-240/50 | 220-240/50 | 220-240/50 | 220-240/50 |
| Noise Level | dB(A) 40 | 40 | 40 | 40 | 45 | 45 |
| Internal Dimension (WxDxH) | mm 510 x 485 x 620 | 510 x 485 x 620 | 506 x 485 x 1620 | 506 x 485 x 1620 | 653 x 580 x 1680 | 653 x 580 x 1680 |
| External Dimension (WxDxH) | mm 600 x 585 x 855 | 600 x 585 x 855 | 600 x 585 x 1855 | 600 x 585 x 1855 | 777 x 695 x 1895 | 777 x 695 x 1895 |
| Packed Dimension (WxDxH) | mm 690 x 650 x 910 | 690 x 650 x 910 | 690 x 650 x 2050 | 690 x 650 x 2050 | 850 x 770 x 2070 | 850 x 770 x 2070 |
| 40ft Container Load | pcs 108 | 108 | 54 | 54 | 42 | 42 |

SDU Storage Coolers



Lock



Lock



Strong handle

SDU1375

Storage Cooler

- Reversible solid door
- Fan assisted cooling
- Adjustable shelves
- Adjustable feet



Description

The SDU range of storage coolers offers great quality at a competitive price. It has fan assisted cooling and automatic defrost. The cooler can easily be customized to fit your requirements, as it has a reversible door, adjustable feet, and adjustable shelves. It comes in several sizes.



SDU1220

Storage Cooler

- Reversible solid door
- Fan assisted cooling
- Adjustable shelves
- Adjustable feet



SDU1280

Storage Cooler

- Reversible solid door
- Fan assisted cooling
- Adjustable shelves
- Adjustable feet



| | SDU1220 | SDU1280 | SDU1375 |
|----------------------------|----------------------|----------------------|----------------------|
| Door No & Type | 1 hinged solid door | 1 hinged solid doors | 1 hinged solid door |
| Shelves No & Type | 3 wire shelves white | 4 wire shelves white | 5 wire shelves white |
| Shelf Color | White | White | White |
| Shelf Dimensions | 498 x 405 mm | 498 x 405 mm | 498 x 405 mm |
| Temperature Range | °C +2 to +10 | +2 to +10 | +2 to +10 |
| Climate Class | 4 | 4 | 4 |
| Gross / Net Weight | kg 67 / 63 | 82 / 74 | 70 / 64 |
| Gross / Net Volume | l 215 / 190 | 290 / 260 | 372 / 345 |
| Feet / Legs | 2 adjustable feet | 2 adjustable feet | 2 adjustable feet |
| Castors | 2 rollers | 2 rollers | 2 rollers |
| Exterior Finish | White | White | White |
| Interior Finish | ABS | ABS | ABS |
| Interior Light | No | No | No |
| Lock | Yes | Yes | Yes |
| Type of Controller | Mechanical | Mechanical | Mechanical |
| Type of Cooling | Fan assisted | Fan assisted | Fan assisted |
| Type of Defrost | Automatic | Automatic | Automatic |
| Refrigerant | R600a | R600a | R600a |
| Refrigerant Charge | g 70 | 70 | 80 |
| Thermometer | Yes | Yes | Yes |
| Energy Class | D | D | D |
| Energy Consumption | kWh/24h 1,68 | 1,7 | 1,8 |
| Annual Energy Cons. | kWh/year 612 | 619 | 657 |
| Input Power | W 197 | 197 | 215 |
| Voltage / Frequency | V/Hz 220-240/50 | 220-240/50 | 220-240/50 |
| Noise Level | dB(A) 45 | 45 | 45 |
| Internal Dimension (WxDxH) | mm 470 x 440 x 1027 | 470 x 440 x 1347 | 470 x 440 x 1555 |
| External Dimension (WxDxH) | mm 595 x 640 x 1315 | 595 x 640 x 1635 | 595 x 640 x 1840 |
| Packed Dimension (WxDxH) | mm 680 x 710 x 1410 | 680 x 710 x 1740 | 680 x 710 x 1940 |
| 40ft Container Load | pcs 54 | 51 | 54 |

Storage Coolers



Freezer Option Available



Lock



Lock



Strong handle

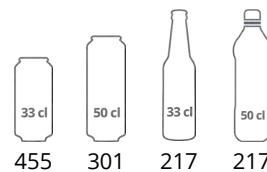
DID YOU KNOW?

Our focus has been on eco-friendly equipment for many years. We use eco-friendly refrigerants and design our products according to all current regulations.

SD1380

Storage Cooler

- Reversible solid door
- Fan assisted cooling
- Adjustable shelves
- Adjustable feet



Description

The SD range of storage coolers offers great quality at a competitive price. It has fan assisted cooling and automatic defrost. The cooler can easily be customized to fit your requirements, as it has a reversible door, adjustable feet, and adjustable shelves. It comes in several sizes.



SD1280

Storage Cooler

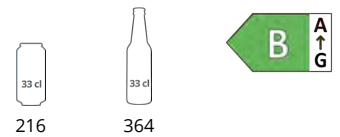
- Reversible solid door
- Fan assisted cooling
- Adjustable shelves
- Adjustable feet




KBAK104

Chest Bottle Cooler

- Low energy consumption
- Impressive storage space
- Removable top for easy loading
- Ideal for storing beer and soft drink crates
- Flat sliding solid lids
- Solid castors
- Static cooling



| | | KBAK104 | KBAK104PLUS | SD1280 | SD1380 | USS300SD |
|----------------------------|-------------------|----------------------|----------------------|----------------------|----------------------|------------------------|
| Lid No & Type | | 2 solid sliding lids | 2 solid sliding lids | no | no | 2 solid sliding lids |
| Temperature Range | °C | +1 to +8 | +1 to +8 | +2 to +10 | +2 to +10 | +1 to +10 |
| Climate Class | | 4 | 4 | 4 | 4 | 4 |
| Gross / Net Weight | kg | 70 / 60 | 70 / 60 | 82 / 74 | 70 / 64 | 66 / 61 |
| Gross / Net Volume | l | 250 / 226 | 250 / 226 | 290 / 260 | 372 / 345 | 296 / 261 |
| Feet / Legs | | | | 2 adjustable feet | 2 adjustable feet | |
| Castors | | Wheels | Wheels | 2 rollers | 2 rollers | 4 wheels, 2 with brake |
| Exterior Finish | | White | White | White | White | White |
| Interior Finish | | White | White | ABS | ABS | Coated steel |
| Interior Light | | No | No | No | No | No |
| Lock | | Factory Option | Factory Option | Yes | Yes | Yes |
| Type of Controller | | Mechanical | Mechanical | Mechanical | Mechanical | Mechanical |
| Type of Cooling | | Static | Static | Fan assisted | Fan assisted | Static |
| Type of Defrost | | Manual | Manual | Automatic | Automatic | Manual |
| Refrigerant | | R600a | R600a | R600a | R600a | R600a |
| Refrigerant Charge | g | 34 | 34 | 70 | 80 | 70 |
| Thermometer | | Yes | Yes | Yes | Yes | No |
| Energy Class | | B | B | D | D | |
| Energy Consumption | kWh/24h | 0,54 | 0,54 | 1,7 | 1,8 | 0,76 |
| Annual Energy Cons. | kWh/year | 198 | 198 | 619 | 657 | 277 |
| Input Power | W | 190 | 190 | 197 | 215 | 260 |
| Voltage / Frequency | V/Hz | 220-240/50 | 220-240/50 | 220-240/50 | 220-240/50 | 220-240/50 |
| Noise Level | dB(A) | 45 | 45 | 45 | 45 | 44 |
| Internal Dimension (WxDxH) | mm | 900 x 500 x 555 | 900 x 500 x 555 | 470 x 440 x 1347 | 470 x 440 x 1555 | 890 x 510 x 663 |
| External Dimension (WxDxH) | mm | 1025 x 625 x 1000 | 1025 x 625 x 1000 | 595 x 640 x 1635 | 595 x 640 x 1840 | 1010 x 640 x 860 |
| Packed Dimension (WxDxH) | mm | 660 x 1100 x 1060 | 660 x 1100 x 1060 | 680 x 710 x 1740 | 680 x 710 x 1940 | 1110 x 750 x 940 |
| 40ft Container Load | pcs | 72 | 72 | 51 | 54 | 64 |
| Door No & Type | | | | 1 hinged solid door | 1 hinged solid door | |
| Shelves No & Type | | | | 4 wire shelves white | 5 wire shelves white | |
| Shelf Color | | | | White | White | - |
| Shelf Dimensions | | | | 498 x 405 mm | 498 x 405 mm | - |
| Max load on Shelves | kg/m ² | | | 35 | 35 | |



DISPLAY COUNTERS

Refrigerated Display Counters - Tabletop Display Counters

TEFCOLD refrigerated display counters are fantastic for storing and displaying food products in delis, bakeries, gas stations, corner shops or cafés.

The LPD and LCT ranges are high-quality products, designed to optimise running costs and provide the perfect display.

The LPD range is a top-class counter with key features such as double-glazed glass, anti-mist front, LED lights under every shelf and white glass shelves. They are all available with curved or flat glass fronts.

LCT is a range of small countertop models, similar to the LPD range. However, they have chromed wire shelves and stainless steel finish.

UPD is a range of vertical refrigerated displays, also available in tall floor and countertop versions. They have the same features as the LPD and LCT models, but in a different, vertical design.

The NDC models in premium design are the newest addition to our display counters. Combine with an ambient corner section to join two cabinets or create stunning island displays.




TEFCOLD LPD1200C/BLACK

Display counter in premium design with ventilated cooling.
The sliding doors give easy access to the great displayed content.

Display Counters - Extra Shelf



Pastry display

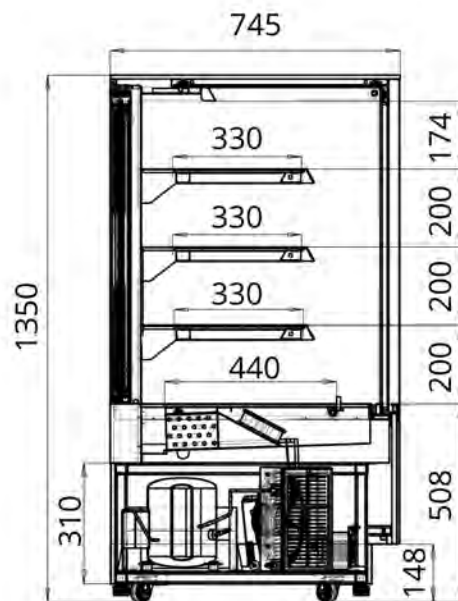


Sliding doors

LPD1503F/BLACK

Refrigerated Display Counter

- Extra shelf space
- Stainless steel and gloss black glass frame
- Double glazed glass
- Anti mist front glass
- LED light under each shelf
- Rear glass sliding doors
- Ventilated cooling
- Flat top/glass top



Description

The LPD-3F range of refrigerated display counters has a flat double glazed glass front/top and comes with an extra shelf. It is a premium design made with high quality materials and is available in several sizes. It has great features such as 3 frosted glass shelves with LED lighting underneath, an anti-mist front, and an efficient ventilated cooling system. Sliding doors provide easy access to the content.



LPD1203F/BLACK

Refrigerated Display Counter



- Extra shelf space
- Stainless steel and gloss black glass frame
- Double glazed glass
- Anti mist front glass
- LED light under each shelf
- Rear glass sliding doors
- Ventilated cooling
- Flat top/glass top



LPD903F/BLACK

Refrigerated Display Counter




- Extra shelf space
- Stainless steel and gloss black glass frame
- Double glazed glass
- Anti mist front glass
- LED light under each shelf
- Rear glass sliding doors
- Ventilated cooling
- Flat top/glass top

| | | LPD1203F/BLACK | LPD1503F/BLACK | LPD903F/BLACK |
|----------------------------|----------------|-----------------------------------|-----------------------------------|-------------------------------|
| Door No & Type | | 2 sliding glass doors | 2 sliding glass doors | 2 sliding glass doors |
| Shelves No & Type | | 3 glass shelves + base | 3 glass shelves + base | 3 glass shelves + base |
| Shelf Dimensions | | 105x33 / 105x33 / 105x33 / 105x44 | 135x33 / 135x33 / 135x33 / 135x44 | 75x33 / 75x33 / 75x33 / 75x44 |
| Total Display Area | m ² | 2,21 | 2,7 | 1,72 |
| Temperature Range | °C | +2 to +8 | +2 to +8 | +2 to +8 |
| Climate Class | | 3 | 3 | 3 |
| Gross / Net Weight | kg | 271 / 253 | 318 / 253 | 229 / 180 |
| Gross / Net Volume | l | 530 / 258 | 680 / 400 | 390 / 210 |
| Feet / Legs | | 4 adjustable feet | 4 adjustable feet | 4 adjustable feet |
| Castors | | 4 castors | 4 castors | 4 castors |
| Exterior Finish | | Stainless steel / Glass | Stainless steel / Glass | Stainless steel / Glass |
| Interior Finish | | Stainless steel / Glass | Stainless steel / Glass | Stainless steel / Glass |
| Interior Light | | LED | LED | LED |
| Type of Controller | | Electronic | Electronic | Electronic |
| Type of Cooling | | Ventilated | Ventilated | Ventilated |
| Type of Defrost | | Automatic | Automatic | Automatic |
| Refrigerant | | R290 | R290 | R290 |
| Refrigerant Charge | g | 130 | 140 | 110 |
| Thermometer | | Yes | Yes | Yes |
| Energy Class | | D | D | D |
| Energy Consumption | kWh/24h | 13,89 | 16,35 | 11,83 |
| Annual Energy Cons. | kWh/year | 5070 | 5968 | 4318 |
| Input Power | W | 530 | 685 | 530 |
| Voltage / Frequency | V/Hz | 220-240/50 | 220-240/50 | 220-240/50 |
| Noise Level | dB(A) | 48 | 48 | 48 |
| Internal Dimension (WxDxH) | mm | 1140 x 510 x 774 | 1440 x 510 x 774 | 840 x 510 x 774 |
| External Dimension (WxDxH) | mm | 1205 x 745 x 1350 | 1505 x 745 x 1350 | 905 x 745 x 1350 |
| Packed Dimension (WxDxH) | mm | 1280 x 820 x 1480 | 1580 x 820 x 1480 | 980 x 820 x 1480 |
| 40ft Container Load | pcs | 23 | 15 | 28 |

Display Counters - Flat



Pastry display

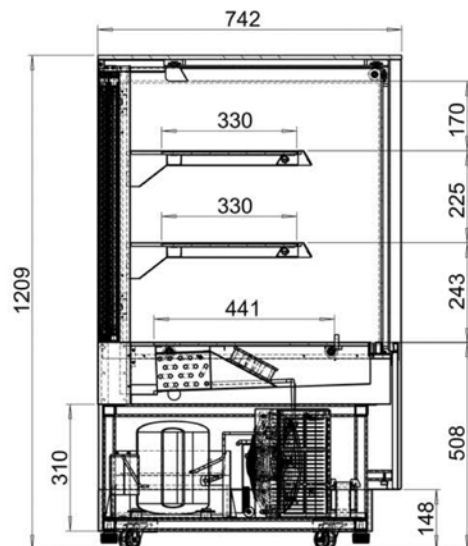


Sliding doors

LPD1500F/BLACK

Refrigerated Display Counter

- Stainless steel and gloss black glass frame
- LED light under each shelf
- Adjustable shelves (one step)
- Rear glass sliding doors
- Adjustable feet and castors
- Flat top/glass top
- Ventilated cooling
- Double glazed glass
- Anti mist front glass



Description

The LPD-F range of refrigerated display counters has a flat double glazed glass front/top. It is a premium design made with high quality materials and comes in several sizes. It has great features such as frosted glass shelves with LED lighting underneath, an anti-mist front, and an efficient ventilated cooling system. Sliding doors provide easy access to the content.



LPD1200F/BLACK

Refrigerated Display Counter

- Stainless steel and gloss black glass frame
- LED light under each shelf
- Adjustable shelves (one step)
- Rear glass sliding doors
- Adjustable feet and castors
- Flat top/glass top
- Ventilated cooling
- Double glazed glass
- Anti mist front glass



LPD900F/BLACK

Refrigerated Display Counter

- Stainless steel and gloss black glass frame
- LED light under each shelf
- Adjustable shelves (one step)
- Rear glass sliding doors
- Adjustable feet and castors
- Flat top/glass top
- Ventilated cooling
- Double glazed glass
- Anti mist front glass



| | LPD1200F/BLACK | LPD1500F/BLACK | LPD900F/BLACK |
|----------------------------|--------------------------|--------------------------|-------------------------|
| Door No & Type | 2 sliding glass doors | 2 sliding glass doors | 2 sliding glass doors |
| Shelves No & Type | 2 glass shelves + base | 2 glass shelves + base | 2 glass shelves + base |
| Shelf Dimensions | 105x33 / 105x33 / 105x44 | 135x33 / 135x33 / 135x44 | 75x33 / 75x33 / 75x44 |
| Total Display Area | m ² 1,85 | 2,26 | 1,44 |
| Temperature Range | °C +2 to +8 | +2 to +8 | +2 to +8 |
| Climate Class | 3 | 3 | 3 |
| Gross / Net Weight | kg 273 / 232 | 310 / 262 | 273 / 232 |
| Gross / Net Volume | l 377 / 191 | 480 / 244 | 275 / 140 |
| Feet / Legs | 4 adjustable feet | 4 adjustable feet | 4 adjustable feet |
| Castors | 4 castors | 4 castors | 4 castors |
| Exterior Finish | Stainless steel / Glass | Stainless steel / Glass | Stainless steel / Glass |
| Interior Finish | Stainless steel / Glass | Stainless steel / Glass | Stainless steel / Glass |
| Interior Light | LED | LED | LED |
| Type of Controller | Electronic | Electronic | Electronic |
| Type of Cooling | Ventilated | Ventilated | Ventilated |
| Type of Defrost | Automatic | Automatic | Automatic |
| Refrigerant | R290 | R290 | R290 |
| Refrigerant Charge | g 130 | 140 | 110 |
| Thermometer | Yes | Yes | Yes |
| Energy Class | D | D | D |
| Energy Consumption | kWh/24h 11,13 | 12,94 | 9,59 |
| Annual Energy Cons. | kWh/year 4062 | 4723 | 3500 |
| Input Power | W 580 | 685 | 480 |
| Voltage / Frequency | V/Hz 220-240/50 | 220-240/50 | 220-240/50 |
| Noise Level | dB(A) 48 | 48 | 48 |
| Internal Dimension (WxDxH) | mm 1140 x 510 x 670 | 1440 x 510 x 670 | 840 x 510 x 670 |
| External Dimension (WxDxH) | mm 1205 x 745 x 1209 | 1505 x 745 x 1209 | 905 x 745 x 1209 |
| Packed Dimension (WxDxH) | mm 1260 x 800 x 1320 | 1560 x 800 x 1320 | 960 x 800 x 1320 |
| 40ft Container Load | pcs 46 | 30 | 56 |

Display Counters - Curved



Pastry display

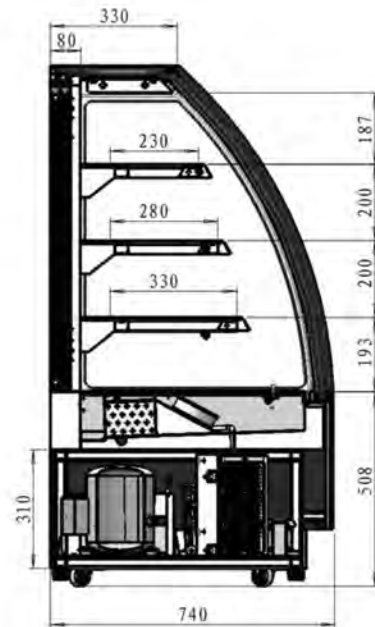


Sliding doors

LPD1500C/BLACK

Refrigerated Display Counter

- Stainless steel and gloss black glass frame
- LED light under each shelf
- Adjustable shelves (one step)
- Rear glass sliding doors
- Adjustable feet and castors
- Curved top/glass top/front
- Ventilated cooling
- Double glazed glass
- Anti mist front glass



Description

The LPD-C range of refrigerated display counters has a curved double glazed glass front. It is a premium design made with high quality materials and comes in several sizes. It has great features such as frosted glass shelves with LED lighting underneath, an anti-mist front, and an efficient ventilated cooling system. Sliding doors provide easy access to the content.



LPD1200C/BLACK

Refrigerated Display Counter



- Stainless steel and gloss black glass frame
- LED light under each shelf
- Adjustable shelves (one step)
- Rear glass sliding doors
- Adjustable feet and castors
- Curved top/glass top/front
- Ventilated cooling
- Double glazed glass
- Anti mist front glass



LPD900C/BLACK

Refrigerated Display Counter



- Stainless steel and gloss black glass frame
- LED light under each shelf
- Adjustable shelves (one step)
- Rear glass sliding doors
- Adjustable feet and castors
- Curved top/glass top/front
- Ventilated cooling
- Double glazed glass
- Anti mist front glass

| | | LPD1200C/BLACK | LPD1500C/BLACK | LPD900C/BLACK |
|----------------------------|----------------|-----------------------------------|-----------------------------------|-------------------------|
| Door No & Type | | 2 sliding glass doors | 2 sliding glass doors | 2 sliding glass doors |
| Shelves No & Type | | 3 glass shelves + base | 3 glass shelves + base | 3 glass shelves + base |
| Shelf Dimensions | | 105x23 / 105x28 / 105x33 / 105x44 | 135x23 / 135x28 / 135x33 / 135x44 | 75x33 / 75x33 / 75x44 |
| Total Display Area | m ² | 2,01 | 2,47 | 1,54 |
| Temperature Range | °C | +2 to +8 | +2 to +8 | +2 to +8 |
| Climate Class | | 3 | 3 | 3 |
| Gross / Net Weight | kg | 309 / 269 | 315 / 275 | 235 / 204 |
| Gross / Net Volume | l | 328 / 218 | 418 / 277 | 238 / 158 |
| Feet / Legs | | 4 adjustable feet | 4 adjustable feet | 4 adjustable feet |
| Castors | | 4 castors | 4 castors | 4 castors |
| Exterior Finish | | Stainless steel / Glass | Stainless steel / Glass | Stainless steel / Glass |
| Interior Finish | | Stainless steel / Glass | Stainless steel / Glass | Stainless steel / Glass |
| Interior Light | | LED | LED | LED |
| Type of Controller | | Electronic | Electronic | Electronic |
| Type of Cooling | | Ventilated | Ventilated | Ventilated |
| Type of Defrost | | Automatic | Automatic | Automatic |
| Refrigerant | | R290 | R290 | R290 |
| Refrigerant Charge | g | 130 | 140 | 110 |
| Thermometer | | Yes | Yes | Yes |
| Energy Class | | D | D | D |
| Energy Consumption | kWh/24h | 12,58 | 13,53 | 10,97 |
| Annual Energy Cons. | kWh/year | 4592 | 4938 | 4004 |
| Input Power | W | 580 | 798 | 598 |
| Voltage / Frequency | V/Hz | 220-240/50 | 220-240/50 | 220-240/50 |
| Noise Level | dB(A) | 48 | 48 | 48 |
| Internal Dimension (WxDxH) | mm | 1050 x 580 x 780 | 1350 x 580 x 780 | 750 x 580 x 780 |
| External Dimension (WxDxH) | mm | 1205 x 745 x 1360 | 1505 x 745 x 1360 | 905 x 745 x 1360 |
| Packed Dimension (WxDxH) | mm | 1260 x 800 x 1480 | 1560 x 800 x 1480 | 960 x 800 x 1480 |
| 40ft Container Load | pcs | 23 | 15 | 28 |

Display Counters - Tabletop

DID YOU KNOW?

We offer refrigerated display counters with curved or flat glass front.

Available as floor or tabletop models.




LCT900C/BLACK

Refrigerated Display Case Countertop

- Stainless steel
- Double glazed glass
- Rear glass sliding doors
- Adjustable feet
- Curved top/glass top/front
- LED interior light
- Ventilated cooling



Pastry display



Sliding doors

Description

The LCT-C range of refrigerated display cases is a countertop model with a curved glass front. It comes in two sizes and has a contemporary design with a stainless steel finish. The glass display case has LED lighting and fixed wire shelves for great product presentation. Easy access is provided by rear sliding doors.



LCT900F/BLACK

Refrigerated Display Counter



- Stainless steel
- Double glazed glass
- Rear glass sliding doors
- Adjustable feet
- Flat top/glass top
- LED interior light
- Ventilated cooling

LCT750C/BLACK

Refrigerated Display Counter



- Stainless steel
- Double glazed glass
- Rear glass sliding doors
- Adjustable feet
- Curved top/glass top/front
- LED interior light
- Ventilated cooling

| | | LCT750C/BLACK | LCT750F/BLACK | LCT900C/BLACK | LCT900F/BLACK |
|----------------------------|----------------|------------------------------|------------------------------|-------------------------|------------------------------|
| Door No & Type | | 2 sliding glass doors | 2 sliding glass doors | 2 sliding glass doors | 2 sliding glass doors |
| Shelves No & Type | | 2 wire shelves chrome + base | 2 wire shelves chrome + base | 2 wire shelves chrome | 2 wire shelves chrome + base |
| Total Display Area | m ² | 0,7 | 0,72 | 0,8 | 0,9 |
| Temperature Range | °C | +2 to +8 | +2 to +8 | +2 to +8 | +2 to +8 |
| Climate Class | | 3 | 3 | 3 | 3 |
| Gross / Net Weight | kg | 87 / 63 | 89 / 65 | 94 / 70 | 99 / 75 |
| Gross / Net Volume | l | 100 / 60 | 120 / 67 | 130 / 78 | 160 / 88 |
| Feet / Legs | | 4 adjustable feet | 4 adjustable feet | 4 adjustable feet | 4 adjustable feet |
| Exterior Finish | | Stainless steel / Glass | Stainless steel / Glass | Stainless steel / Glass | Stainless steel / Glass |
| Interior Finish | | Stainless steel / Glass | Stainless steel / Glass | Stainless steel / Glass | Stainless steel / Glass |
| Interior Light | | LED | LED | LED | LED |
| Type of Controller | | Electronic | Electronic | Electronic | Electronic |
| Type of Cooling | | Ventilated | Ventilated | Ventilated | Ventilated |
| Type of Defrost | | Automatic | Automatic | Automatic | Automatic |
| Refrigerant | | R290 | R290 | R290 | R290 |
| Refrigerant Charge | g | 45 | 45 | 45 | 45 |
| Thermometer | | Yes | Yes | Yes | Yes |
| Energy Class | | C | C | C | C |
| Energy Consumption | kWh/24h | 4,13 | 4,39 | 4,32 | 4,61 |
| Annual Energy Cons. | kWh/year | 1507 | 1603 | 1577 | 1684 |
| Input Power | W | 242 | 242 | 242 | 242 |
| Voltage / Frequency | V/Hz | 220-240/50 | 220-240/50 | 220-240/50 | 220-240/50 |
| Noise Level | dB(A) | 48 | 48 | 48 | 48 |
| Internal Dimension (WxDxH) | mm | 640 x 450 x 400 | 640 x 450 x 400 | 840 x 450 x 400 | 840 x 450 x 400 |
| External Dimension (WxDxH) | mm | 700 x 560 x 670 | 700 x 560 x 670 | 900 x 560 x 670 | 900 x 560 x 670 |
| Packed Dimension (WxDxH) | mm | 784 x 641 x 790 | 784 x 641 x 790 | 984 x 641 x 790 | 984 x 641 x 790 |
| 40ft Container Load | pcs | 153 | 153 | 126 | 126 |


Display Cases - Tabletop



UPD80-BLACK

Refrigerated Display Case Countertop

- Double glazed glass on four sides
- Adjustable wire shelves
- Glass door
- Black finish
- Adjustable feet
- Ventilated cooling
- Internal LED light



Adjustable shelves



Electronic thermostat

Description

The UPD range of refrigerated display cases has a vertical design with double glazed glass on all four sides. It comes with adjustable wire shelves for flexibility. LED lighting illuminates the content, while a ventilated cooling system keeps it cool and fresh. The UPD range comes in several sizes and finishes to meet any need.



UPD80-GREY

Refrigerated Display Case Countertop

- Double glazed glass on four sides
- Adjustable wire shelves
- Glass door
- Grey finish
- Adjustable feet
- Ventilated cooling
- Internal LED light



UPD60-BLACK

Refrigerated Display Case Countertop

- Double glazed glass on four sides
- Adjustable wire shelves
- Glass door
- Black finish
- Adjustable feet
- Ventilated cooling
- Internal LED light



| | | UPD60-BLACK | UPD60-GREY | UPD80-BLACK | UPD80-GREY |
|----------------------------|----------------|---------------------|---------------------|---------------------|---------------------|
| Door No & Type | | 1 hinged glass door | 1 hinged glass door | 1 hinged glass door | 1 hinged glass door |
| Shelves No & Type | | 2 wire shelves grey | 2 wire shelves grey | 3 wire shelves grey | 3 wire shelves grey |
| Shelf Color | | Black | Grey | Black | Grey |
| Total Display Area | m ² | 0,57 | 0,57 | 0,76 | 0,76 |
| Temperature Range | °C | +2 to +12 | +2 to +12 | +2 to +12 | +2 to +12 |
| Climate Class | | 4 | 4 | 4 | 4 |
| Gross / Net Weight | kg | 42 / 38 | 42 / 38 | 46 / 41 | 46 / 41 |
| Gross / Net Volume | l | 60 / 58 | 60 / 58 | 80 / 78 | 80 / 78 |
| Feet / Legs | | 4 adjustable feet | 4 adjustable feet | 4 adjustable feet | 4 adjustable feet |
| Exterior Finish | | Black finish, ABS | Grey finish, ABS | Black finish, ABS | Grey finish, ABS |
| Interior Finish | | Black finish, ABS | Grey finish, ABS | Black finish, ABS | Grey finish, ABS |
| Interior Light | | LED | LED | LED | LED |
| Type of Controller | | Electronic | Electronic | Electronic | Electronic |
| Type of Cooling | | Ventilated | Ventilated | Ventilated | Ventilated |
| Type of Defrost | | Automatic | Automatic | Automatic | Automatic |
| Refrigerant | | R600a | R600a | R600a | R600a |
| Refrigerant Charge | g | 38 | 38 | 40 | 40 |
| Thermometer | | Yes | Yes | Yes | Yes |
| Energy Class | | C | C | C | C |
| Energy Consumption | kWh/24h | 3,59 | 3,59 | 3,75 | 3,75 |
| Annual Energy Cons. | kWh/year | 1311 | 1311 | 1369 | 1369 |
| Input Power | W | 164 | 164 | 184 | 184 |
| Voltage / Frequency | V/Hz | 220-240/50 | 220-240/50 | 220-240/50 | 220-240/50 |
| Noise Level | dB(A) | 42 | 42 | 42 | 42 |
| Internal Dimension (WxDxH) | mm | 400 x 358 x 460 | 400 x 358 x 460 | 400 x 358 x 610 | 400 x 358 x 610 |
| External Dimension (WxDxH) | mm | 428 x 386 x 855 | 428 x 386 x 855 | 428 x 386 x 1000 | 428 x 386 x 1000 |
| Packed Dimension (WxDxH) | mm | 500 x 450 x 895 | 500 x 450 x 895 | 500 x 450 x 1045 | 500 x 450 x 1045 |
| 40ft Container Load | pcs | 230 | 230 | 230 | 230 |

Display Cases



Frameless door

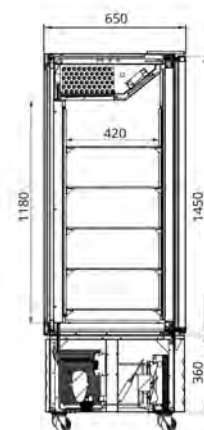
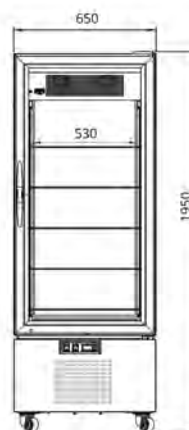


Wine shelves as option

UPD400-C

Refrigerated Display Case (Cooling)

- Double glazed glass on four sides
- Frameless glass door
- Great product presentation
- Internal LED light
- Black steel exterior
- Mirror effect stainless steel interior
- Adjustable glass shelves
- Ventilated cooling
- Wine shelves available as option

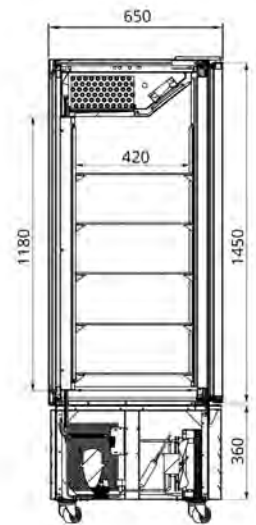
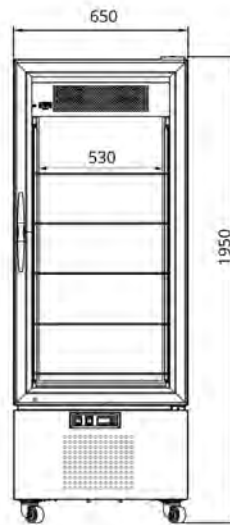
**Description**

The UPD400-C glass display case offers an elegant solution for displaying cakes and desserts. The cooler has double glazed glass on all sides, including a frameless glass door. It has a modern design with a black steel exterior, a stainless steel interior, 5 adjustable glass shelves, and LED lighting.



UPD400-F Refrigerated Display Case (Freezing)

- Double glazed glass on four sides
- Frameless glass door
- Great product presentation
- Internal LED light
- Black steel exterior
- Mirror effect stainless steel interior
- Adjustable glass shelves
- Freezing unit



| | UPD400-C | UPD400-F |
|----------------------------|-------------------------|----------------------------|
| Door No & Type | 1 hinged glass door | 1 hinged heated glass door |
| Shelves No & Type | 5 glass shelves + base | 5 glass shelves + base |
| Total Display Area | m ² 1,95 | 1,95 |
| Temperature Range | °C +2 to +8 | -22 to -18 |
| Climate Class | 4 | 4 |
| Gross / Net Weight | kg 225 / 203 | 225 / 203 |
| Gross / Net Volume | l 364 / 248 | 364 / 248 |
| Castors | 4 wheels, 2 with brake | 4 wheels, 2 with brake |
| Exterior Finish | Black / Glass | Black / Glass |
| Interior Finish | Stainless steel / Glass | Stainless steel / Glass |
| Interior Light | 4 x Vertically LED | 4 x Vertically LED |
| Lock | Yes | Yes |
| Type of Controller | Electronic | Electronic |
| Type of Cooling | Ventilated | Ventilated |
| Type of Defrost | Automatic | Automatic |
| Refrigerant | R290 | R290 |
| Refrigerant Charge | g 95 | 150 |
| Thermometer | Yes | Yes |
| Energy Class | C | D |
| Energy Consumption | kWh/24h 6,55 | 23,51 |
| Annual Energy Cons. | kWh/year 2391 | 8582 |
| Input Power | W 320 | 1000 |
| Voltage / Frequency | V/Hz 220-240/50 | 220-240/50 |
| Noise Level | dB(A) 42 | 42 |
| Internal Dimension (WxDxH) | mm 588 x 516 x 1200 | 588 x 516 x 1200 |
| External Dimension (WxDxH) | mm 650 x 650 x 1950 | 650 x 650 x 1950 |
| Packed Dimension (WxDxH) | mm 720 x 720 x 2030 | 720 x 720 x 2030 |
| 40ft Container Load | pcs 48 | 48 |

WASTE BIN COOLERS

Waste Bin Coolers

TEFCOLDS waste bin coolers offer a hygienic solution for waste disposal in professional kitchens, supermarkets, or at businesses such as veterinarians.

The waste is kept at temperatures suitable for fresh produce, which reduces the degradation of organic waste.

The coolers are made from stainless steel for easy cleaning and maintenance, as well as for high durability. They have a top lid for easy waste disposal and a ramp, making it easy to take the waste bin in and out when emptying it.

Our waste bin coolers are suitable for both 120 l and 240 l wheelie bins (not included).



TEFCOLD WBC 480

Waste bin cooler with room for 2 bins.
A hygienic solution to waste disposal.

Waste Bin Coolers



WBC 480

Waste Bin Cooler

- Suitable for both 120 l and 240 l waste bins (not included)
- Stainless steel for easy cleaning and maintenance
- Ramp for easy waste bin handling
- Electronic thermostat
- Automatic defrost
- Ventilated cooling



Top lid for easy waste disposal



Digital controller

Description

The WBC range of waste bin coolers is suitable for both 120 l and 240 l bins (not included). It is available in sizes for 1 or 2 bins. The waste is kept at temperatures fit for fresh produce and thus reduces the degradation of organic waste. It comes complete with a top lid for easy disposal and a ramp for easy handling of the waste bin. A hygienic solution for businesses such as supermarkets, professional kitchens and veterinarians.



DID YOU KNOW?

We do not compromise with the quality of our products, but aim to deliver products, which function under the toughest conditions.

WBC 240

Waste Bin Cooler



- Suitable for both 120 l and 240 l waste bins (not included)
- Stainless steel for easy cleaning and maintenance
- Ramp for easy waste bin handling
- Electronic thermostat
- Automatic defrost
- Ventilated cooling

| | WBC 240 | WBC 480 |
|----------------------------|-----------------------|-----------------------|
| Door No & Type | 1 hinged solid door | 2 hinged solid doors |
| Shelves No & Type | | |
| Temperature Range | °C -2 to +8 | -2 to +8 |
| Climate Class | 5 | 5 |
| Gross / Net Weight | kg 150 / 140 | 198 / 188 |
| Gross / Net Volume | l 540 / 120 | 1080 / 240 |
| Exterior Finish | SS304 | SS304 |
| Interior Finish | SS304 | SS304 |
| Type of Controller | Electronic | Electronic |
| Type of Cooling | Ventilated | Ventilated |
| Type of Defrost | Automatic, electrical | Automatic, electrical |
| Refrigerant | R290 | R290 |
| Refrigerant Charge | g 50 | 80 |
| Thermometer | Yes | Yes |
| Energy Consumption | kWh/24h 3,12 | 3,36 |
| Annual Energy Cons. | kWh/year 1139 | 1226 |
| Input Power | W 1250 | 1400 |
| Voltage / Frequency | V/Hz 220-240/50 | 220-240/50 |
| Noise Level | dB(A) 60 | 62 |
| Internal Dimension (WxDxH) | mm 645 x 760 x 1100 | 1295 x 760 x 1100 |
| External Dimension (WxDxH) | mm 1090 x 985 x 1280 | 1740 x 985 x 1280 |
| Packed Dimension (WxDxH) | mm 1180 x 1080 x 1450 | 1830 x 1050 x 1450 |
| 40ft Container Load | pcs 21 | 12 |



ICE CREAM FREEZERS

Scoop Ice Cream Freezers - Ice Cream Freezers

TEFCOLD ice cream freezers come in a wide range of sizes and designs. They can be divided into two categories - scoop ice cream freezers and ice cream freezers with glass lids.

Our scoop ice cream freezers range from competitively-priced models to more exclusive models in premium design. They are all designed to optimize not only presentation, but handling and access to the ice cream or gelato.

The ice cream freezers with lids are great for displaying ice cream tubs and popsicles. Choose between designs with flat or curved sliding lids. All have castors for increased mobility.

All models (scoop ice cream freezers and regular display ice cream freezers) are ideal for branding.



TEFCOLD MILLENNIUM ST24

Premium scoop ice cream freezer with a modern and elegant look.
With glass sneeze guard the ice cream is under optimized hygienic conditions.

Mirabella & Isabella Scoop Ice Cream



Mirabella Scoop Ice Cream Freezers

- Flat top/glass top
- Suitable for Napoli Pans (not included)
- Storage under baskets
- LED interior light with switch
- Static cooling
- Digital controller and temperature display
- Fully automatic
- Lift up rear lid (2 can serve)
- Castors



STATIC COOLING: ICs, UDRS, Mirabella & Isabella
VENTILATED COOLING: Bermuda, Fiji & Millennium

Description

The Mirabella range of scoop ice cream freezers is a leap forward in design and product presentation. It holds the ice cream up high, so it is easier to see from a distance, helping draw customers in. It is of course suitable for Napoli pans (not included), and below the displayed ice cream, there is a storage compartment for easy refill of the most selling ice cream.



DID YOU KNOW?

We do not compromise with the quality of our products, but aim to deliver products, which function under the toughest conditions.

Isabella Scoop Ice Cream Freezers

- Fully automatic
- Sneeze guard in curved glass
- Static cooling
- Suitable for Napoli Pans (not included)
- LED interior light with switch
- Easy access storage compartment
- Digital controller and temperature display
- Rear night curtain to maintain temperature
- Castors

Description

The Isabella range is spacious ice cream scooping cabinet with 10 or 13 pan options. Its curved glass design make for an eye catching display that is sure to delight you customers and the rear serving shelf help aid with fast service. With built-in refrigerated under storage, you can easily restock the display with fresh ice cream during busy periods without having to leave the cabinet. Additionally, the cabinet comes with castors for easy manoeuvrability and an internal LED light to showcase your ice cream in the best possible light.

| | ISABELLA 10LX | ISABELLA 13LX | MIRABELLA 6 | MIRABELLA 7 | MIRABELLA 9 |
|----------------------------|----------------------|----------------------|------------------------|------------------------|------------------------|
| Serving Capacity | 10 Napoli pans (5 L) | 13 Napoli Pans (5 L) | 6 Napoli Pans (5 L) | 7 Napoli Pans (5 L) | 9 Napoli pans (5 L) |
| Storage Capacity (under) | 10 Napoli pans (5 L) | 14 Napoli pans (5 L) | 12 Napoli pans (5 L) | 16 Napoli pans (5 L) | 21 Napoli pans (5 L) |
| Total Display Area | m ² 0,59 | 0,77 | 0,36 | 0,42 | 0,53 |
| Temperature Range | °C -16 to -14 | -16 to -14 | -20 to -5 | -20 to -5 | -20 to -5 |
| Climate Class | 4 | 4 | 4 | 4 | 4 |
| Gross / Net Weight | kg 155 / 132 | 223 / 192 | 137 / 117 | 145 / 124 | 157 / 136 |
| Gross / Net Volume | l | | 276 / 184 | 329 / 223 | 439 / 306 |
| Castors | | | 4 castors | 4 castors | 4 castors |
| Exterior Finish | Grey | Grey | Anthracite RAL 7016 | Anthracite RAL 7016 | Anthracite RAL 7016 |
| Interior Finish | White | White | Grey / Stainless Steel | Grey / Stainless Steel | Grey / Stainless Steel |
| Interior Light | LED | LED | LED | LED | LED |
| Type of Controller | Electronic | Electronic | Electronic | Electronic | Electronic |
| Type of Cooling | Static | Static | Static | Static | Static |
| Type of Defrost | Hot Gas | Hot Gas | Automatic | Automatic | Automatic |
| Refrigerant | R290 | R290 | R290 | R290 | R290 |
| Refrigerant Charge | g 120 | 135 / 45 | 85 | 85 | 125 |
| Thermometer | Yes | Yes | Yes | Yes | Yes |
| Energy Class | C | C | C | C | C |
| Energy Consumption | kWh/24h 9,6 | 11,84 | 10,75 | 11,54 | 14,25 |
| Annual Energy Cons. | kWh/year 3504 | 4322 | 3924 | 4212 | 5201 |
| Input Power | W 550 | 1240 | 500 | 580 | 700 |
| Voltage / Frequency | V/Hz 220-240/50 | 220-240/50 | 220-240/50 | 220-240/50 | 220-240/50 |
| Noise Level | dB(A) 54 | 57 | 42 | 42 | 42 |
| Internal Dimension (WxDxH) | mm | | | | |
| External Dimension (WxDxH) | mm 1317 x 906 x 1372 | 1647 x 906 x 1372 | 1187 x 677 x 1190 | 1337 x 677 x 1190 | 1652 x 677 x 1190 |
| Packed Dimension (WxDxH) | mm 1418 x 978 x 1450 | 1748 x 978 x 1450 | 1270 x 740 x 1290 | 1420 x 740 x 1290 | 1735 x 740 x 1290 |
| 40ft Container Load | pcs 16 | 13 | 27 | 24 | 20 |

Fiji Scoop Ice Cream Freezers



New Product



Special Installation



FIJI 7

Ice Cream Display

- Fully automatic
- Ventilated cooling
- Curved top/glass top/front
- LED interior light with switch
- Digital controller and temperature display
- Lift up rear lid (2 can serve)
- Suitable for Napoli Pans (not included)
- Castors



Lift up rear lid (2 can serve)



Digital controller

Description

The Fiji range of ice cream scooping freezers comes in sizes fitting 4, 6 or 7 napoli pans. With a depth of only 630mm, this freezer is compact and ideal for smaller spaces. The ice cream display is equipped with a ventilated cooling system that's perfect for maintaining the quality and consistency of your frozen ice cream or gelato. Additionally, it features castors for easy mobility, internal LED lighting, and a convenient flip-down rear serving door.



FIJI 4 Ice Cream Display



- Fully automatic
- Ventilated cooling
- Curved top/glass top/front
- LED interior light with switch
- Digital controller and temperature display
- Suitable for Napoli Pans (not included)
- Castors



FIJI 6 Ice Cream Display



- Fully automatic
- Ventilated cooling
- Curved top/glass top/front
- LED interior light with switch
- Digital controller and temperature display
- Lift up rear lid (2 can serve)
- Suitable for Napoli Pans (not included)
- Castors

| | FI 4 | FI 6 | FI 7 |
|----------------------------|-----------------------|-----------------------|-----------------------|
| Serving Capacity | 4+4 Napoli Pans (5 L) | 6+6 Napoli Pans (5 L) | 7+7 Napoli Pans (5 L) |
| Storage Capacity (under) | No under storage | No under storage | No under storage |
| Total Display Area | m ² 0,24 | 0,36 | 0,42 |
| Temperature Range | °C -18 to -14 | -18 to -14 | -18 to -14 |
| Climate Class | 7 | 7 | 7 |
| Gross / Net Weight | kg 77 / 67 | 109 / 99 | 125 / 110 |
| Gross / Net Volume | l | | |
| Exterior Finish | White | White | White |
| Interior Finish | White | White | White |
| Interior Light | LED | LED | LED |
| Type of Defrost | Hot Gas | Hot Gas | Hot Gas |
| Refrigerant | R290 | R290 | R290 |
| Thermometer | Yes | Yes | Yes |
| Energy Class | C | C | C |
| Energy Consumption | kWh/24h 6,5 | 8,49 | 9,5 |
| Annual Energy Cons. | kWh/year 2373 | 3099 | 3468 |
| Input Power | W 555 | 900 | 900 |
| Voltage / Frequency | V/Hz 220-240/50 | 220-240/50 | 220-240/50 |
| Internal Dimension (WxDxH) | mm | | |
| External Dimension (WxDxH) | mm 824 x 630 x 1247 | 1214 x 630 x 1247 | 1354 x 630 x 1247 |
| Packed Dimension (WxDxH) | mm 938 x 703 x 1190 | 1328 x 703 x 1190 | 1458 x 703 x 1190 |
| 40ft Container Load | pcs 37 | 27 | 25 |

Bermuda Scoop Ice Cream Freezers



New Product




Site Survey

**BERMUDA RV10**

Scoop Ice Cream Freezer

- Perfect temperature distribution
- Heated glass to help prevent condensation
- Suitable for Napoli Pans (not included)
- LED interior light with switch
- Digital controller and temperature display
- Easy access storage compartment
- Rear night curtain to maintain temperature
- Ventilated cooling
- Automatic defrost



Strong castors



Easy access storage compartment

Description

The Bermuda range is available in two display sizes, either 10 or 13 pans. The cabinet is equipped with a ventilated cooling system that ensures your ice cream or gelato is kept at the ideal serving temperature. Additionally, the unit features separate refrigerated under storage. The Bermuda's sleek curved glass design is both elegant and practical, featuring a heated surface to prevent condensation. With its attractive combination of quality and affordability, it is a popular choice for ice cream and gelato sellers.



BERMUDA RV13

Scoop Ice Cream Freezer



- Perfect temperature distribution
- Heated glass to help prevent condensation
- Suitable for Napoli Pans (not included)
- LED interior light with switch
- Digital controller and temperature display
- Easy access storage compartment
- Rear night curtain to maintain temperature
- Ventilated cooling
- Automatic defrost

BERMUDA VIEW RV13

Scoop Ice Cream Freezer



- High vision display (low front glass)
- Perfect temperature distribution
- Heated glass to help prevent condensation
- Suitable for Napoli Pans (not included)
- LED interior light with switch
- Digital controller and temperature display
- Easy access storage compartment
- Rear night curtain to maintain temperature
- Ventilated cooling
- Automatic defrost

| | | BERMUDA RV10 | BERMUDA RV13 | BERMUDA VIEW RV10 | BERMUDA VIEW RV13 |
|----------------------------|----------------|----------------------|----------------------|----------------------|----------------------|
| Serving Capacity | | 10 Napoli pans (5 L) | 13 Napoli Pans (5 L) | 10 Napoli pans (5 L) | 13 Napoli Pans (5 L) |
| Storage Capacity (under) | | 10 Napoli pans (5 L) | 14 Napoli pans (5 L) | 10 Napoli pans (5 L) | 14 Napoli pans (5 L) |
| SneezeGuard | | Yes | Yes | Yes | Yes |
| Total Display Area | m ² | 0,65 | 0,84 | 0,65 | 0,84 |
| Temperature Range | °C | -20 to -14 | -20 to -14 | -20 to -14 | -20 to -14 |
| Climate Class | | 4 | 4 | 7 | 7 |
| Gross / Net Weight | kg | 200 / 180 | 220 / 200 | 226 / 195 | 255 / 235 |
| Gross / Net Volume | l | 300 / 255 | 395 / 325 | 300 / 255 | 395 / 325 |
| Castors | | 4 castors | 4 castors | 4 castors | 4 castors |
| Exterior Finish | | Grey | Grey | White | White |
| Interior Finish | | White painted steel | White painted steel | White | White |
| Interior Light | | LED | LED | LED | LED |
| Lock | | No | No | No | No |
| Type of Controller | | Electronic | Electronic | Electronic | Electronic |
| Type of Cooling | | Ventilated | Ventilated | Ventilated | Ventilated |
| Type of Defrost | | Automatic, hot gas | Automatic, hot gas | Automatic, hot gas | Automatic, hot gas |
| Refrigerant | | R290 | R290 | R290 | R290 |
| Refrigerant Charge | g | 130 | 195 | 195 | 195 |
| Thermometer | | Yes | Yes | Yes | Yes |
| Energy Class | | D | D | D | D |
| Energy Consumption | kWh/24h | 22 | 22,8 | 22 | 22,8 |
| Annual Energy Cons. | kWh/year | 8030 | 8322 | 8213 | 8322 |
| Input Power | W | 770 | 1340 | 1250 | 1600 |
| Voltage / Frequency | V/Hz | 220-240/50 | 220-240/50 | 220-240/50 | 220-240/50 |
| Noise Level | dB(A) | 54 | 56 | 56 | 56 |
| Internal Dimension (WxDxH) | mm | 1200 x 517 x 232 | 1530 x 517 x 232 | 1200 x | 1530 x 510 x 210 |
| External Dimension (WxDxH) | mm | 1340 x 800 x 1343 | 1670 x 800 x 1343 | 1340 x 814 x 1354 | 1670 x 814 x 1354 |
| Packed Dimension (WxDxH) | mm | 1410 x 860 x 1466 | 1740 x 860 x 1466 | 1410 x 860 x 1455 | 1740 x 860 x 1455 |
| 40ft Container Load | pcs | 16 | 13 | 16 | 13 |





GELATO
CREATIONS

Millennium LX Scoop Ice Cream Freezers



New Product



Site Survey



Special Installation



MILLENNIUM LX24

Scoop Ice Cream Freezer

- Premium design
- Great product presentation
- Fully automatic
- Ventilated cooling
- Suitable for Napoli Pans (not included)
- Heated glass to help prevent condensation
- Double glazed glass on sides
- LED interior light with switch
- Hydraulic lift up curved glass for easy cleaning
- Digital controller and temperature display
- Rear night curtain to maintain temperature



Suitable for Napoli Pans
(accessory)



Heated front glass

Description

The Millennium LX range of scooping cabinets is available in sizes for 12 to 24 napoli pans. This premium cabinet with stylish curved glass can therefore showcase a wide variety of delicious flavors. The efficient, ventilated cooling system ensures even cooling of your ice cream or gelato, making sure it is the perfect temperature for easy scooping. The glass is heated to help prevent condensation and there is a pull-down curtain.



MILLENNIUM LX12

Scoop Ice Cream Freezer



- Great product presentation
- Fully automatic
- Ventilated cooling
- Suitable for Napoli Pans (not included)
- Heated glass to help prevent condensation
- Double glazed glass on sides
- LED interior light with switch
- Hydraulic lift up curved glass for easy cleaning
- Digital controller and temperature display
- Rear night curtain to maintain temperature

MILLENNIUM LX16

Scoop Ice Cream Freezer



- Premium design
- Great product presentation
- Fully automatic
- Ventilated cooling
- Suitable for Napoli Pans (not included)
- Heated glass to help prevent condensation
- Double glazed glass on sides
- LED interior light with switch
- Hydraulic lift up curved glass for easy cleaning
- Digital controller and temperature display
- Rear night curtain to maintain temperature

| | | MILLENNIUM LX12 | MILLENNIUM LX16 | MILLENNIUM LX18 | MILLENNIUM LX20 | MILLENNIUM LX24 |
|----------------------------|----------------|----------------------|----------------------|----------------------|----------------------|----------------------|
| Serving Capacity | | 12 Napoli Pans (5 L) | 16 Napoli Pans (5 L) | 18 Napoli Pans (5 L) | 20 Napoli Pans (5 L) | 24 Napoli Pans (5 L) |
| Storage Capacity (under) | | No under storage | No under storage | No under storage | No under storage | No under storage |
| Total Display Area | m ² | 0,71 | 0,95 | 1,07 | 1,19 | 1,43 |
| Temperature Range | °C | -20 to -14 | -20 to -14 | -20 to -14 | -20 to -14 | -20 to -14 |
| Climate Class | | 7 | 7 | 7 | 7 | 7 |
| Gross / Net Weight | kg | 290 / 250 | 313 / 270 | 313 / 270 | 421 / 363 | 478 / 412 |
| Gross / Net Volume | l | 630 / 118 | 870 / 160 | 970 / 181 | 1080 / 201 | 1300 / 241 |
| Exterior Finish | | White | White | White | White | White |
| Interior Finish | | Stainless steel | Stainless steel | Stainless steel | Stainless steel | Stainless steel |
| Interior Light | | LED | LED | LED | LED | LED |
| Type of Defrost | | Automatic, hot gas | Automatic, hot gas | Automatic, hot gas | Automatic, hot gas | Automatic, hot gas |
| Refrigerant | | R290 | R290 | R290 | R290 | R290 |
| Refrigerant Charge | g | 148 | 2 x 148 | 2 x 148 | 2 x 148 | 2 x 148 |
| Thermometer | | Yes | Yes | Yes | Yes | Yes |
| Energy Class | | D | E | D | D | D |
| Energy Consumption | kWh/24h | 20,43 | 31,52 | 28,62 | 30,35 | 34 |
| Annual Energy Cons. | kWh/year | 7456 | 11504 | 10445 | 11076 | 12410 |
| Input Power | W | 1400 | 2340 | 2450 | 2560 | 2640 |
| Voltage / Frequency | V/Hz | 220-240/50 | 220-240/50 | 220-240/50 | 220-240/50 | 220-240/50 |
| Noise Level | dB(A) | 54 | 56 | 56 | 58 | 58 |
| Internal Dimension (WxDxH) | mm | | | | | |
| External Dimension (WxDxH) | mm | 1166 x 1080 x 1356 | 1496 x 1080 x 1356 | 1661 x 1080 x 1356 | 1826 x 1080 x 1356 | 2156 x 1080 x 1356 |
| Packed Dimension (WxDxH) | mm | 1250 x 1150 x 1620 | 1150 x 1620 x 1620 | 1800 x 1150 x 1620 | 2000 x 1150 x 1620 | 2300 x 1150 x 1620 |
| 40ft Container Load | pcs | 18 | 14 | 13 | 12 | 10 |

Millennium ST Scoop Ice Cream Freezers



New Product




Special
Installation



MILLENNIUM ST24

Scoop Ice Cream Freezer

- Premium design
- Great product visibility
- Flat top/glass top
- Fully automatic
- Ventilated cooling
- Suitable for Napoli Pans (not included)
- LED interior light with switch
- Digital controller and temperature display
- Front glass hinges forward if required
- Double glazed glass on sides
- Heated glass to help prevent condensation



Suitable for Napoli Pans
(accessory)



Heated front glass

Description

The Millennium ST range of scooping cabinets is available in sizes for 12 to 24 napoli pans. This premium cabinet with contemporary flat glass can therefore showcase a wide variety of delicious flavors. The efficient, ventilated cooling system ensures even cooling of your ice cream or gelato, making sure it is the perfect temperature for easy scooping. The glass is heated to help prevent condensation and there is a pull-down curtain.



MILLENNIUM ST16

Scoop Ice Cream Freezer



- Premium design
- Great product visibility
- Flat top/glass top
- Fully automatic
- Ventilated cooling
- Suitable for Napoli Pans (not included)
- LED interior light with switch
- Digital controller and temperature display
- Front glass hinges forward if required
- Double glazed glass on sides
- Heated glass to help prevent condensation

MILLENNIUM ST18

Scoop Ice Cream Freezer



- Premium design
- Great product visibility
- Flat top/glass top
- Fully automatic
- Ventilated cooling
- Suitable for Napoli Pans (not included)
- LED interior light with switch
- Digital controller and temperature display
- Front glass hinges forward if required
- Double glazed glass on sides
- Heated glass to help prevent condensation

| | | MILLENNIUM ST12 | MILLENNIUM ST16 | MILLENNIUM ST18 | MILLENNIUM ST20 | MILLENNIUM ST24 |
|----------------------------|----------------|----------------------|----------------------|----------------------|----------------------|----------------------|
| Serving Capacity | | 12 Napoli Pans (5 L) | 16 Napoli Pans (5 L) | 18 Napoli Pans (5 L) | 20 Napoli Pans (5 L) | 24 Napoli Pans (5 L) |
| Storage Capacity (under) | | No under storage | No under storage | No under storage | No under storage | No under storage |
| Total Display Area | m ² | 0,71 | 0,95 | 1,07 | 1,19 | 1,43 |
| Temperature Range | °C | -20 to -14 | -20 to -14 | -20 to -14 | -20 to -14 | -20 to -14 |
| Climate Class | | 7 | 7 | 7 | 7 | 7 |
| Gross / Net Weight | kg | 273 / 235 | 313 / 270 | 313 / 270 | 421 / 363 | 478 / 412 |
| Gross / Net Volume | l | 630 / 118 | 870 / 160 | 970 / 181 | 1080 / 201 | 1300 / 241 |
| Exterior Finish | | White | White | White | White | White |
| Interior Finish | | Stainless steel | Stainless steel | Stainless steel | Stainless steel | Stainless steel |
| Interior Light | | LED | LED | LED | LED | LED |
| Type of Defrost | | Automatic, hot gas | Automatic, hot gas | Automatic, hot gas | Automatic, hot gas | Automatic, hot gas |
| Refrigerant | | R290 | R290 | R290 | R290 | R290 |
| Refrigerant Charge | g | 2 x 148 | 2 x 148 | 2 x 148 | 2 x 148 | 2 x 148 |
| Thermometer | | Yes | Yes | Yes | Yes | Yes |
| Energy Class | | D | E | D | D | D |
| Energy Consumption | kWh/24h | 19,83 | 30,6 | 28,33 | 29,75 | 34 |
| Annual Energy Cons. | kWh/year | 7239 | 11169 | 10342 | 10859 | 12410 |
| Input Power | W | 1400 | 2340 | 2450 | 2560 | 2640 |
| Voltage / Frequency | V/Hz | 220-240/50 | 220-240/50 | 220-240/50 | 220-240/50 | 220-240/50 |
| Noise Level | dB(A) | 54 | 56 | 56 | 58 | 58 |
| Internal Dimension (WxDxH) | mm | | | | | |
| External Dimension (WxDxH) | mm | 1166 x 1054 x 1356 | 1496 x 1054 x 1356 | 1661 x 1054 x 1356 | 1826 x 1054 x 1356 | 2156 x 1054 x 1356 |
| Packed Dimension (WxDxH) | mm | 1200 x 1550 x 1620 | 1600 x 1150 x 1620 | 1800 x 1150 x 1620 | 2000 x 1150 x 1620 | 2300 x 1550 x 1620 |
| 40ft Container Load | pcs | 18 | 14 | 13 | 12 | 10 |

UDRS Scoop Ice Cream Freezers



Layout based on baskets with 5L plastic tubs



UDRS9

Scoop Ice Cream Freezer

- Open ice cream freezer for scoop ice
- Sneeze guard in curved glass
- Suitable for Napoli Pans (not included)
- Lift up rear lid (2 can serve)
- Easy access storage compartment
- Automatic defrost
- Optional - Rear shelf with scoop wash
- LED interior light



Suitable for Napoli Pans (accessory)



Easy access storage compartment

Description

The UDRS range of scoop ice cream freezers is a part of TEFCOLDs premium freezer program. It offers high quality and an elegant design with a lower front, which ensures great visibility of the ice cream. The freezer has lift up rear lid, which help insulate and save energy, when you are not serving ice cream over the angled glass guard. It is of course suitable for Napoli pans (not included).



Layout based on baskets with 5L plastic tubs



Layout based on baskets with 5L plastic tubs



UDRS10

Scoop Ice Cream Freezer

- Open ice cream freezer for scoop ice
- Sneeze guard in angled glass
- Suitable for Napoli Pans (not included)
- Flat sliding lids
- Easy access storage compartment
- Castors with brake
- LED interior light



UDRS7

Scoop Ice Cream Freezer

- Open ice cream freezer for scoop ice
- Sneeze guard in curved glass
- Suitable for Napoli Pans (not included)
- Easy access storage compartment
- Lift up rear lid (2 can serve)
- Automatic defrost
- Optional - Rear shelf with scoop wash
- LED interior light



| | | UDRS10 | UDRS7 | UDRS9 |
|----------------------------|----------------|---------------------|---------------------|---------------------|
| SneezeGuard | | Yes | Yes | Yes |
| Total Display Area | m ² | 0,59 | 0,42 | 0,53 |
| Temperature Range | °C | -20 to -14 | -20 to -14 | -20 to -14 |
| Climate Class | | 4 | 4 | 4 |
| Gross / Net Weight | kg | 112 / 103 | 119 / 98 | 131 / 110 |
| Gross / Net Volume | l | 431 / 342 | 317 / 264 | 423 / 357 |
| Castors | | 4 double castors | 4 double castors | 4 double castors |
| Exterior Finish | | White | White | White |
| Interior Finish | | White painted steel | White painted steel | White painted steel |
| Interior Light | | No | LED | LED |
| Lock | | No | No | No |
| Type of Controller | | Mechanical | Electronic | Electronic |
| Type of Cooling | | Static | Static | Static |
| Type of Defrost | | Manual | Automatic | Automatic |
| Refrigerant | | R290 | R290 | R290 |
| Refrigerant Charge | g | 100 | 130 | 150 |
| Thermometer | | Yes | Yes | Yes |
| Energy Class | | B | C | C |
| Energy Consumption | kWh/24h | 5,12 | 8,83 | 11,83 |
| Annual Energy Cons. | kWh/year | 1868 | 3223 | 4318 |
| Input Power | W | 360 | 500 | 540 |
| Noise Level | dB(A) | 45 | 45 | 45 |
| Internal Dimension (WxDxH) | mm | 1217 x 563 x 295 | 1217 x 450 x 240 | 1532 x 450 x 240 |
| External Dimension (WxDxH) | mm | 1341 x 725 x 1235 | 1341 x 723 x 1253 | 1656 x 723 x 1253 |
| Packed Dimension (WxDxH) | mm | 1385 x 730 x 1020 | 1420 x 760 x 1310 | 1735 x 760 x 1310 |
| 40ft Container Load | pcs | 50 | 24 | 20 |

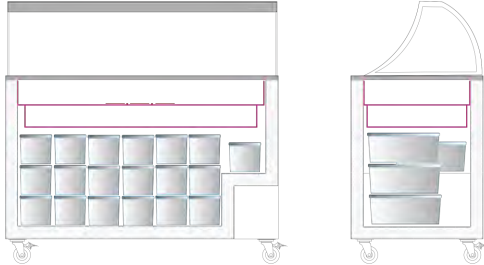
IC-SC Scoop Ice Cream Freezers



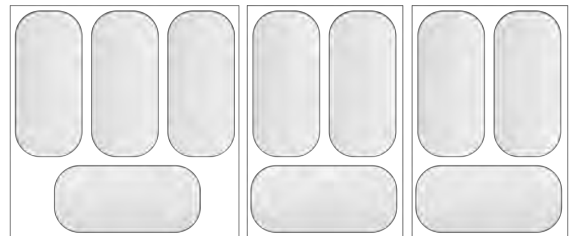
Lock



Storage based on 5L plastic tubs



Layout based on baskets with 5L plastic tubs



IC401SC+SO

Scoop Ice Cream Freezer

- Sneeze guard in curved glass
- Flat sliding glass lids with lock
- Storage under baskets
- Great branding possibilities
- Digital thermometer
- Castors with brake
- Climate class 5 for high performance in warm surroundings
- Optional - Scooping baskets for plastic tubs



Scooping basket option



Scoop wash option

Description

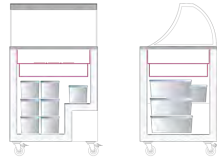
The IC-SO range of scoop ice cream freezers offers great quality at a competitive price. The model has flat sliding lids that allow easy access to the ice cream for serving and help insulate the unit when not in use. It has a serve over glass top and is ideal for branding to attract more attention to the unit and its cold content. The freezer is optimized for baskets that can hold 5 l plastic tubs in the top and room for storage underneath.



Layout based on baskets with 5L plastic tubs



Storage based on 5L plastic tubs




IC201SC+SO

Scoop Ice Cream Freezer

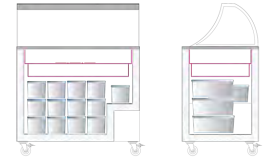
- Sneeze guard in curved glass
- Flat sliding glass lids with lock
- Storage under baskets
- Castors with brake
- Climate class 5 for high performance in warm surroundings
- Optional - Scooping baskets for plastic tubs



Layout based on baskets with 5L plastic tubs



Storage based on 5L plastic tubs



IC301SC+SO

Scoop Ice Cream Freezer

- Sneeze guard in curved glass
- Flat sliding glass lids with lock
- Storage under baskets
- Great branding possibilities
- Digital thermometer
- Castors with brake
- Climate class 5 for high performance in warm surroundings
- Optional - Scooping baskets for plastic tubs



| | IC201SC+SO | IC301SC+SO | IC401SC+SO | IC501SC+SO |
|----------------------------|---------------------------------|---------------------------------|---------------------------------|---------------------------------|
| SneezeGuard | Yes | Yes | Yes | Yes |
| Lid No & Type | 2 flat sliding temp. glass lids | 2 flat sliding temp. glass lids | 2 flat sliding temp. glass lids | 2 flat sliding temp. glass lids |
| Basket No & Type | Additional (see drawings) | Additional (see drawings) | Additional (see drawings) | Additional (see drawings) |
| Temperature Range | °C -24 to -14 | -24 to -14 | -24 to -14 | -24 to -14 |
| Climate Class | 5 | 5 | 5 | 5 |
| Gross / Net Weight | kg 92 / 84 | 116 / 107 | 130 / 120 | 117 / 107 |
| Gross / Net Volume | l 191 / 165 | 296 / 255 | 401 / 350 | 491 / 430 |
| Castors | 4 wheels, 2 with brake | 4 wheels, 2 with brake | 4 wheels, 2 with brake | 4 wheels, 2 with brake |
| Exterior Finish | White | White | White | White |
| Interior Finish | White painted steel | White painted steel | White painted steel | White painted steel |
| Lock | Yes | Yes | Yes | Yes |
| Type of Controller | Mechanical | Mechanical | Mechanical | Mechanical |
| Type of Cooling | Static | Static | Static | Static |
| Type of Defrost | Manual | Manual | Manual | Manual |
| Refrigerant | R600a | R290 | R290 | R290 |
| Refrigerant Charge | g 55 | 85 | 105 | 110 |
| Thermometer | Yes | Yes | Yes | Yes |
| Energy Class | D | D | D | D |
| Energy Consumption | kWh/24h 1,46 | 1,78 | 2,35 | 2,73 |
| Annual Energy Cons. | kWh/year 534 | 648 | 857 | 997 |
| Input Power | W 98 | 141 | 141 | 191 |
| Voltage / Frequency | V/Hz 220-240/50 | 220-240/50 | 220-240/50 | 220-240/50 |
| Noise Level | dB(A) 45 | 45 | 45 | 45 |
| Internal Dimension (WxDxH) | mm 600 x 510 x 655 | 890 x 510 x 655 | 1180 x 510 x 655 | 1430 x 510 x 655 |
| External Dimension (WxDxH) | mm 720 x 630 x 1250 | 1010 x 630 x 1250 | 1300 x 630 x 1250 | 1550 x 630 x 1250 |
| Packed Dimension (WxDxH) | mm 800 x 750 x 1130 | 1100 x 750 x 1130 | 1400 x 750 x 1130 | 1640 x 750 x 1130 |
| 40ft Container Load | pcs 92 | 64 | 50 | 42 |

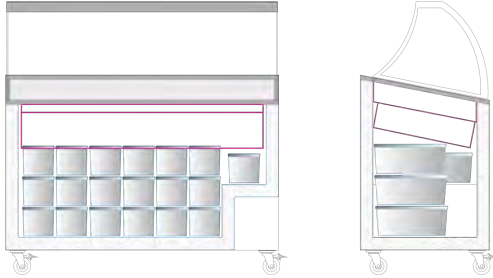
IC-SCE Scoop Ice Cream Freezers




Lock



Storage based on 5L plastic tubs



Layout based on baskets with 5L plastic tubs



IC401SCE+SO

Scoop Ice Cream Freezer

- Sneeze guard in curved glass
- Angled sliding lids with lock
- Storage under baskets
- Castors with brake
- Climate class 5 for high performance in warm surroundings
- Optional - Scooping baskets for plastic tubs



Scooping basket option



Scoop wash option

Description

The IC-SO range of scoop ice cream freezers offers great quality at a competitive price. The model has sliding lids that allow easy access to the ice cream for serving and help insulate the unit when not in use. It has a serve over glass top and is ideal for branding to attract more attention to the unit and its cold content. The freezer is optimized for baskets that can hold 5 l plastic tubs in the top and room for storage underneath.




Layout based on baskets with 5L plastic tubs



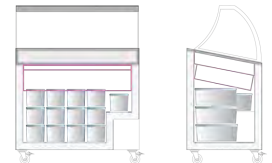
Storage based on 5L plastic tubs



Layout based on baskets with 5L plastic tubs



Storage based on 5L plastic tubs



IC201SCE+SO

Scoop Ice Cream Freezer

- Sneeze guard in curved glass
- Angled sliding lids with lock
- Storage under baskets
- Castors with brake
- Climate class 5 for high performance in warm surroundings
- Optional - Scooping baskets for plastic tubs



IC301SCE+SO

Scoop Ice Cream Freezer

- Sneeze guard in curved glass
- Angled sliding lids with lock
- Storage under baskets
- Castors with brake
- Climate class 5 for high performance in warm surroundings
- Optional - Scooping baskets for plastic tubs



| | IC201SCE+SO | IC301SCE+SO | IC401SCE+SO | IC501SCE+SO |
|----------------------------|--|--|--|--|
| SneezeGuard | Yes | Yes | Yes | Yes |
| Lid No & Type | 2 flat angled sliding temp. glass lids | 2 flat angled sliding temp. glass lids | 2 flat angled sliding temp. glass lids | 2 flat angled sliding temp. glass lids |
| Basket No & Type | Additional (see drawings) | Additional (see drawings) | Additional (see drawings) | Additional (see drawings) |
| Temperature Range | °C -24 to -14 | -24 to -14 | -24 to -14 | -24 to -14 |
| Climate Class | 5 | 5 | 5 | 5 |
| Gross / Net Weight | kg 96 / 89 | 115 / 102 | 132 / 122 | 127 / 117 |
| Gross / Net Volume | l 176 / 157 | 264 / 230 | 352 / 325 | 427 / 398 |
| Castors | 4 wheels, 2 with brake | 4 wheels, 2 with brake | 4 wheels, 2 with brake | 4 wheels, 2 with brake |
| Exterior Finish | White | White | White | White |
| Interior Finish | White painted steel | White painted steel | White painted steel | White painted steel |
| Lock | Yes | Yes | Yes | Yes |
| Type of Controller | Mechanical | Mechanical | Mechanical | Mechanical |
| Type of Cooling | Static | Static | Static | Static |
| Type of Defrost | Manual | Manual | Manual | Manual |
| Refrigerant | R600a | R290 | R290 | R290 |
| Refrigerant Charge | g 55 | 85 | 105 | 110 |
| Thermometer | Yes | Yes | Yes | Yes |
| Energy Class | D | D | D | D |
| Energy Consumption | kWh/24h 1,51 | 2,08 | 2,19 | 2,55 |
| Annual Energy Cons. | kWh/year 552 | 758 | 799 | 929 |
| Input Power | W 98 | 141 | 141 | 191 |
| Voltage / Frequency | V/Hz 220-240/50 | 220-240/50 | 220-240/50 | 220-240/50 |
| Noise Level | dB(A) 45 | 45 | 45 | 45 |
| Internal Dimension (WxDxH) | mm 500 x 495 x 710 | 890 x 495 x 710 | 1180 x 495 x 710 | 1420 x 495 x 710 |
| External Dimension (WxDxH) | mm 720 x 615 x 1295 | 1010 x 615 x 1295 | 1300 x 615 x 1295 | 1550 x 615 x 1295 |
| Packed Dimension (WxDxH) | mm 800 x 750 x 1200 | 1100 x 750 x 1200 | 1400 x 750 x 1200 | 1640 x 750 x 1200 |
| 40ft Container Load | pcs 92 | 64 | 50 | 42 |

IC-SC Ice Cream Freezers



Lock

**IC301SC**

Ice Cream Freezer

- Includes full set of baskets
- Flat sliding glass lids with lock
- Great branding possibilities
- Digital thermometer
- Powder coated white steel inner liner
- Castors with brake
- Climate class 5 for high performance in warm surroundings



Baskets



Lock

Description

The IC standard range of ice cream freezers offers a stable and solid-built unit at a competitive price. It is a great option for start-up companies, season sale etc. It comes with flat glass sliding lids for product visibility and a full set of baskets, ready to be filled with delicious ice cream and lollies. Sturdy heavy duty castors are fitted to enable easy movement of the unit.



IC201SC

Ice Cream Freezer



- Flat sliding glass lids with lock
- Includes full set of baskets
- Great branding possibilities
- Digital thermometer
- Castors with brake
- Climate class 5 for high performance in warm surroundings

IC101SC

Ice Cream Freezer



- Flat sliding glass lids with lock
- Great branding possibilities
- Digital thermometer
- Castors with brake
- 2 wire baskets, white
- Climate class 5 for high performance in warm surroundings

| | | IC101SC | IC201SC | IC301SC |
|----------------------------|----------|---------------------------------|---------------------------------|---------------------------------|
| Lid No & Type | | 2 flat sliding temp. glass lids | 2 flat sliding temp. glass lids | 2 flat sliding temp. glass lids |
| Basket No & Type | | 2 Wire baskets, white | 2 Wire baskets, white | 4 Wire baskets, white |
| Max No. of Baskets | pcs | 2 | 2 | 4 |
| Temperature Range | °C | -24 to -14 | -24 to -14 | -24 to -14 |
| Climate Class | | 5 | 5 | 5 |
| Gross / Net Weight | kg | 47 / 42 | 54 / 46 | 65 / 55 |
| Gross / Net Volume | l | 108 / 91 | 191 / 165 | 296 / 255 |
| Castors | | 4 double castors | 4 wheels, 2 with brake | 4 wheels, 2 with brake |
| Exterior Finish | | White | White | White |
| Interior Finish | | White painted steel | White painted steel | White painted steel |
| Lock | | Yes | Yes | Yes |
| Type of Controller | | Mechanical | Mechanical | Mechanical |
| Type of Cooling | | Static | Static | Static |
| Type of Defrost | | Manual | Manual | Manual |
| Refrigerant | | R600a | R600a | R290 |
| Refrigerant Charge | g | 60 | 55 | 85 |
| Thermometer | | Yes | Yes | Yes |
| Energy Class | | D | D | D |
| Energy Consumption | kWh/24h | 1,21 | 1,46 | 1,78 |
| Annual Energy Cons. | kWh/year | 443 | 534 | 648 |
| Input Power | W | 80 | 98 | 141 |
| Voltage / Frequency | V/Hz | 220-240/50 | 220-240/50 | 220-240/50 |
| Noise Level | dB(A) | 45 | 45 | 45 |
| Internal Dimension (WxDxH) | mm | 450 x 450 x 520 | 600 x 510 x 655 | 890 x 510 x 655 |
| External Dimension (WxDxH) | mm | 570 x 570 x 897 | 720 x 630 x 892 | 1010 x 630 x 892 |
| Packed Dimension (WxDxH) | mm | 680 x 700 x 950 | 800 x 750 x 940 | 1100 x 750 x 940 |
| 40ft Container Load | pcs | 108 | 92 | 64 |

IC-SC Ice Cream Freezers



Lock


**IC701SC**

Ice Cream Freezer

- Flat sliding glass lids with lock
- Includes full set of baskets
- Great branding possibilities
- Digital thermometer
- Castors with brake
- Climate class 5 for high performance in warm surroundings



Baskets



Lock

Description

The IC standard range of ice cream freezers offers a stable and solid-built unit at a competitive price. It is a great option for start-up companies, season sale etc. It comes with flat glass sliding lids for product visibility and a full set of baskets, ready to be filled with delicious ice cream and lollies. Sturdy heavy duty castors are fitted to enable easy movement of the unit.



IC401SC

Ice Cream Freezer



- Flat sliding glass lids with lock
- Great branding possibilities
- Includes full set of baskets
- Digital thermometer
- Castors with brake
- Climate class 5 for high performance in warm surroundings



IC501SC

Ice Cream Freezer



- Includes full set of baskets
- Flat sliding glass lids with lock
- Great branding possibilities
- Digital thermometer
- Castors with brake
- Climate class 5 for high performance in warm surroundings

| | IC401SC | IC501SC | IC551SC | IC701SC |
|----------------------------|---------------------------------|---------------------------------|---------------------------------|---------------------------------|
| Lid No & Type | 2 flat sliding temp. glass lids | 2 flat sliding temp. glass lids | 2 flat sliding temp. glass lids | 2 flat sliding temp. glass lids |
| Basket No & Type | 5 Wire baskets, white | 6 Wire baskets, white | 7 Wire baskets, white | 8 Wire baskets, white |
| Max No. of Baskets | pcs 5 | 6 | 7 | 8 |
| Temperature Range | °C -24 to -14 | -24 to -14 | -24 to -14 | -24 to -14 |
| Climate Class | 5 | 5 | 5 | 5 |
| Gross / Net Weight | kg 74 / 64 | 90 / 72 | 114 / 96 | 115 / 100 |
| Gross / Net Volume | l 401 / 350 | 491 / 430 | 555 / 486 | 670 / 620 |
| Castors | 4 wheels, 2 with brake | 4 wheels, 2 with brake | 4 wheels, 2 with brake | 4 wheels, 2 with brake |
| Exterior Finish | White | White | White | White |
| Interior Finish | White painted steel | White painted steel | White painted steel | White painted steel |
| Lock | Yes | Yes | Yes | Yes |
| Type of Controller | Mechanical | Mechanical | Mechanical | Mechanical |
| Type of Cooling | Static | Static | Static | Static |
| Type of Defrost | Manual | Manual | Manual | Manual |
| Refrigerant | R290 | R290 | R290 | R290 |
| Refrigerant Charge | g 105 | 110 | 120 | 125 |
| Thermometer | Yes | Yes | Yes | Yes |
| Energy Class | D | D | D | D |
| Energy Consumption | kWh/24h 2,35 | 2,73 | 3,07 | 3,56 |
| Annual Energy Cons. | kWh/year 857 | 997 | 1122 | 1299 |
| Input Power | W 141 | 191 | 273 | 292 |
| Voltage / Frequency | V/Hz 220-240/50 | 220-240/50 | 220-240/50 | 220-240/50 |
| Noise Level | dB(A) 45 | 45 | 45 | 45 |
| Internal Dimension (WxDxH) | mm 1180 x 510 x 655 | 1430 x 510 x 655 | 1630 x 510 x 655 | 1930 x 510 x 655 |
| External Dimension (WxDxH) | mm 1300 x 630 x 892 | 1550 x 630 x 892 | 1750 x 630 x 892 | 2055 x 630 x 892 |
| Packed Dimension (WxDxH) | mm 1400 x 750 x 940 | 1640 x 750 x 940 | 1850 x 750 x 940 | 2100 x 750 x 940 |
| 40ft Container Load | pcs 50 | 42 | 38 | 32 |

IC-SCEB Ice Cream Freezers



Lock

**IC301SCEB**

Ice Cream Freezer

- Angled display for better presentation
- Curved sliding lids with lock
- Includes full set of baskets
- Ideal for branding
- Digital thermometer
- Castors with brake
- Climate class 5 for high performance in warm surroundings



Baskets



Lock

Description

The IC-SCEB standard range of ice cream freezers offers a stable and solid-built unit at a competitive price. It is a great option for start-up companies, season sale etc. It comes with curved glass sliding lids for product visibility and a full set of baskets, ready to be filled with delicious ice cream and lollies. Sturdy heavy duty castors are fitted to enable easy movement of the unit.



IC101SCEB LED

Ice Cream Freezer

- Angled display for better presentation
- Curved sliding lids with lock
- Digital thermometer
- Castors with brake
- 1 wire basket, white
- Climate class 5 for high performance in warm surroundings



IC201SCEB

Ice Cream Freezer

- Angled display for better presentation
- Curved sliding lids with lock
- 2 wire baskets, white
- Ideal for branding
- Digital thermometer
- Castors with brake
- Climate class 5 for high performance in warm surroundings



| | | IC101SCEB | IC101SCEB LED | IC201SCEB | IC301SCEB |
|----------------------------|----------|-----------------------------------|-----------------------------------|-----------------------------------|-----------------------------------|
| Lid No & Type | | 2 curved sliding temp. glass lids | 2 curved sliding temp. glass lids | 2 curved sliding temp. glass lids | 2 curved sliding temp. glass lids |
| Basket No & Type | | 1 Wire baskets, white | 1 Wire baskets, white | 2 Wire baskets, white | 4 Wire basket, white |
| Max No. of Baskets | pcs | 2 | 2 | 2 | 4 |
| Temperature Range | °C | -24 to -14 | -24 to -14 | -24 to -14 | -24 to -14 |
| Climate Class | | 5 | 5 | 5 | 5 |
| Gross / Net Weight | kg | 40 / 37 | 40 / 37 | 58 / 53 | 65 / 57 |
| Gross / Net Volume | l | 100 / 85 | 100 / 85 | 176 / 157 | 264 / 230 |
| Castors | | 4 double castors | 4 double castors | 4 wheels, 2 with brake | 4 wheels, 2 with brake |
| Exterior Finish | | White | White | White | White |
| Interior Finish | | White painted steel | White painted steel | White painted steel | White painted steel |
| Interior Light | | No | Yes | No | No |
| Lock | | Yes | Yes | Yes | Yes |
| Type of Controller | | Mechanical | Mechanical | Mechanical | Mechanical |
| Type of Cooling | | Static | Static | Static | Static |
| Type of Defrost | | Manual | Manual | Manual | Manual |
| Refrigerant | | R600a | R600a | R600a | R290 |
| Refrigerant Charge | g | 60 | 60 | 55 | 85 |
| Thermometer | | Yes | Yes | Yes | Yes |
| Energy Class | | D | D | D | D |
| Energy Consumption | kWh/24h | 1,29 | 1,29 | 1,51 | 2,08 |
| Annual Energy Cons. | kWh/year | 470 | 470 | 552 | 758 |
| Input Power | W | 80 | 80 | 98 | 141 |
| Voltage / Frequency | V/Hz | 220-240/50 | 220-240/50 | 220-240/50 | 220-240/50 |
| Noise Level | dB(A) | 45 | 45 | 45 | 45 |
| Internal Dimension (WxDxH) | mm | 450 x 450 x 490 | 450 x 450 x 490 | 600 x 495 x 710 | 890 x 495 x 710 |
| External Dimension (WxDxH) | mm | 570 x 570 x 885 | 570 x 570 x 885 | 720 x 615 x 949 | 1010 x 615 x 949 |
| Packed Dimension (WxDxH) | mm | 680 x 700 x 1010 | 680 x 700 x 1010 | 800 x 750 x 1010 | 1100 x 750 x 1010 |
| 40ft Container Load | pcs | 108 | 108 | 92 | 64 |

IC-SCEB Ice Cream Freezers



Lock

**IC551SCEB**


Ice Cream Freezer



- Angled display for better presentation
- Curved sliding lids with lock
- Includes full set of baskets
- Ideal for branding
- Digital thermometer
- Castors with brake
- Climate class 5 for high performance in warm surroundings



Baskets



Lock

Description

The IC-SCEB standard range of ice cream freezers offers a stable and solid-built unit at a competitive price. It is a great option for start-up companies, season sale etc. It comes with curved glass sliding lids for product visibility and a full set of baskets, ready to be filled with delicious ice cream and lollies. Sturdy heavy duty castors are fitted to enable easy movement of the unit.



IC501SCEB

Ice Cream Freezer

- Angled display for better presentation
- Curved sliding lids with lock
- Includes full set of baskets
- Ideal for branding
- Digital thermometer
- Castors with brake
- Climate class 5 for high performance in warm surroundings



IC401SCEB

Ice Cream Freezer

- Angled display for better presentation
- Curved sliding lids with lock
- Includes full set of baskets
- Ideal for branding
- Digital thermometer
- Castors with brake
- Climate class 5 for high performance in warm surroundings



| | IC401SCEB | IC501SCEB | IC551SCEB |
|----------------------------|-----------------------------------|-----------------------------------|-----------------------------------|
| Lid No & Type | 2 curved sliding temp. glass lids | 2 curved sliding temp. glass lids | 2 curved sliding temp. glass lids |
| Basket No & Type | 5 Wire baskets, white | 6 Wire baskets, white | 7 Wire baskets, white |
| Max No. of Baskets | pcs 5 | 6 | 7 |
| Temperature Range | °C -24 to -14 | -24 to -14 | -24 to -14 |
| Climate Class | 5 | 5 | 5 |
| Gross / Net Weight | kg 76 / 66 | 85 / 72 | 114 / 96 |
| Gross / Net Volume | l 352 / 325 | 427 / 398 | 540 / 481 |
| Castors | 4 wheels, 2 with brake | 4 wheels, 2 with brake | 4 wheels, 2 with brake |
| Exterior Finish | White | White | White |
| Interior Finish | White painted steel | White painted steel | White painted steel |
| Lock | Yes | Yes | Yes |
| Type of Controller | Mechanical | Mechanical | Mechanical |
| Type of Cooling | Static | Static | Static |
| Type of Defrost | Manual | Manual | Manual |
| Refrigerant | R290 | R290 | R290 |
| Refrigerant Charge | g 105 | 110 | 120 |
| Thermometer | Yes | Yes | Yes |
| Energy Class | D | D | D |
| Energy Consumption | kWh/24h 2,19 | 2,55 | 2,85 |
| Annual Energy Cons. | kWh/year 799 | 929 | 1039 |
| Input Power | W 141 | 191 | 292 |
| Voltage / Frequency | V/Hz 220-240/50 | 220-240/50 | 220-240/50 |
| Noise Level | dB(A) 45 | 45 | 45 |
| Internal Dimension (WxDxH) | mm 1180 x 495 x 710 | 1420 x 495 x 710 | 1630 x 495 x 710 |
| External Dimension (WxDxH) | mm 1300 x 615 x 949 | 1550 x 615 x 949 | 1750 x 615 x 949 |
| Packed Dimension (WxDxH) | mm 1400 x 750 x 1010 | 1640 x 750 x 1010 | 1840 x 750 x 1010 |
| 40ft Container Load | pcs 50 | 42 | 38 |

NIC-SC Ice Cream Freezers



Lock

**NIC500SC**

Ice Cream Freezer

- Includes full set of baskets
- Flat sliding glass lids with lock
- Digital thermometer
- Powder coated white steel inner liner
- Castors with brake



White coated steel inner liner



Digital thermometer

Description

The NIC-SC premium range of ice cream freezers has a great design with curved corners, rounded edges, and flat sliding glass lids. It is a very stable and solid build, but at the same time on wheels so that it is easy to change location in the store. The freezer is great for displaying frozen food including ice cream and lollies. It comes with a full set of baskets.



NIC501SC

Ice Cream Freezer



- Includes full set of baskets
- Flat sliding glass lids with lock
- Digital thermometer
- Castors with brake
- Climate class 5 for high performance in warm surroundings

NIC201SC

Ice Cream Freezer



- Flat sliding glass lids with lock
- Includes full set of baskets
- Great branding possibilities
- Digital thermometer
- Powder coated white steel inner liner
- Castors with brake
- Climate class 5 for high performance in warm surroundings

| | | NIC201SC | NIC301SC | NIC400SC | NIC500SC | NIC501SC |
|----------------------------|----------|---------------------------------|---------------------------------|---------------------------------|---------------------------------|---------------------------------|
| Lid No & Type | | 2 flat sliding temp. glass lids | 2 flat sliding temp. glass lids | 2 flat sliding temp. glass lids | 2 flat sliding temp. glass lids | 2 flat sliding temp. glass lids |
| Basket No & Type | | 2 Wire basket, white | 4 Wire basket, white | 5 Wire basket, white | 6 Wire basket, white | 6 Wire basket, white |
| Max No. of Baskets | pcs | 2 | 4 | 5 | 6 | 6 |
| Temperature Range | °C | -24 to -14 | -24 to -14 | -24 to -14 | -24 to -14 | -24 to -14 |
| Climate Class | | 5 | 5 | 5 | 5 | 5 |
| Gross / Net Weight | kg | 63 / 52 | 70 / 62 | 87 / 72 | 122 / 110 | 122 / 110 |
| Gross / Net Volume | l | 186 / 138 | 288 / 218 | 390 / 298 | 478 / 367 | 478 / 367 |
| Castors | | 4 wheels, 2 with brake | 4 wheels, 2 with brake | 4 wheels, 2 with brake | 4 wheels, 2 with brake | 4 wheels, 2 with brake |
| Exterior Finish | | White | White | White | White | White |
| Interior Finish | | White painted steel | White painted steel | White painted steel | White painted steel | White painted steel |
| Lock | | Yes | Yes | Yes | Yes | Yes |
| Type of Controller | | Mechanical | Mechanical | Mechanical | Mechanical | Mechanical |
| Type of Cooling | | Static | Static | Static | Static | Static |
| Type of Defrost | | Manual | Manual | Manual | Manual | Manual |
| Refrigerant | | R600a | R290 | R290 | R290 | R290 |
| Refrigerant Charge | g | 55 | 85 | 105 | 110 | 110 |
| Thermometer | | Yes | Yes | Yes | Yes | Yes |
| Energy Class | | D | D | D | D | D |
| Energy Consumption | kWh/24h | 1,18 | 1,52 | 1,96 | 2,45 | 2,09 |
| Annual Energy Cons. | kWh/year | 431 | 555 | 715 | 894 | 762 |
| Input Power | W | 98 | 141 | 141 | 191 | 191 |
| Voltage / Frequency | V/Hz | 220-240/50 | 220-240/50 | 220-240/50 | 220-240/50 | 220-240/50 |
| Noise Level | dB(A) | 45 | 45 | 45 | 45 | 45 |
| Internal Dimension (WxDxH) | mm | 600 x 510 x 576 | 890 x 510 x 576 | 1180 x 510 x 571 | 1430 x 510 x 576 | 1430 x 510 x 576 |
| External Dimension (WxDxH) | mm | 740 x 650 x 885 | 1030 x 650 x 885 | 1320 x 650 x 885 | 1570 x 650 x 885 | 1570 x 650 x 885 |
| Packed Dimension (WxDxH) | mm | 810 x 765 x 940 | 1100 x 765 x 940 | 1390 x 765 x 940 | 1640 x 765 x 940 | 1640 x 765 x 940 |
| 40ft Container Load | pcs | 84 | 64 | 50 | 42 | 42 |

NIC-SCEB Ice Cream Freezers



Lock

**NIC501SCEB**

Ice Cream Freezer

- Angled display for better presentation
- Curved sliding lids with lock
- Includes full set of baskets
- Ideal for branding
- Digital thermometer
- Castors with brake
- Climate class 5 for high performance in warm surroundings



Baskets



Illuminated display board as option (accessory)

Description

The NIC-SCEB premium range of ice cream freezers has a great design with curved corners, rounded edges, and curved sliding glass lids. It is a very stable and solid build, but at the same time on wheels so that it is easy to change location in the store. The freezer is great for displaying frozen food including ice cream and lollies. It comes with a full set of baskets.



NIC101SCEB

Ice Cream Freezer

- Curved sliding lid with lock
- Great product visibility
- Divider system
- Ideal for branding
- Digital thermometer
- Castors with brake
- Climate class 5 for high performance in warm surroundings



NIC201SCEB

Ice Cream Freezer

- Curved sliding lids with lock
- Angled display for better presentation
- Includes full set of baskets
- Ideal for branding
- Digital thermometer
- Castors with brake
- Climate class 5 for high performance in warm surroundings



| | | NIC101SCEB | NIC201SCEB | NIC301SCEB | NIC401SCEB | NIC501SCEB |
|----------------------------|----------|--------------------------|-----------------------------|-----------------------------|-----------------------------|-----------------------------|
| Lid No & Type | | 1 flat sliding glass lid | 2 curved sliding glass lids | 2 curved sliding glass lids | 2 curved sliding glass lids | 2 curved sliding glass lids |
| Basket No & Type | | - | 2 Wire basket, white | 4 Wire basket, white | 5 Wire baskets, white | 6 Wire basket, white |
| Max No. of Baskets | pcs | 2 | 2 | 4 | 5 | 6 |
| Divider System | | Yes | | | | |
| Temperature Range | °C | -24 to -14 | -24 to -14 | -24 to -14 | -24 to -14 | -24 to -14 |
| Climate Class | | 5 | 5 | 5 | 5 | 5 |
| Gross / Net Weight | kg | 50 / 47 | 63 / 52 | 70 / 62 | 87 / 72 | 122 / 110 |
| Gross / Net Volume | l | 130 / 115 | 185 / 138 | 286 / 218 | 388 / 298 | 475 / 367 |
| Castors | | 4 wheels, 2 with brake | 4 wheels, 2 with brake | 4 wheels, 2 with brake | 4 wheels, 2 with brake | 4 wheels, 2 with brake |
| Exterior Finish | | White | White | White | White | White |
| Interior Finish | | White painted steel | White painted steel | White painted steel | White painted steel | White painted steel |
| Interior Light | | No | | | | |
| Lock | | Yes | Yes | Yes | Yes | Yes |
| Type of Controller | | Mechanical | Mechanical | Mechanical | Mechanical | Mechanical |
| Type of Cooling | | Static | Static | Static | Static | Static |
| Type of Defrost | | Manual | Manual | Manual | Manual | Manual |
| Refrigerant | | R600a | R600a | R290 | R290 | R290 |
| Refrigerant Charge | g | 50 | 55 | 85 | 105 | 110 |
| Thermometer | | Yes | Yes | Yes | Yes | Yes |
| Energy Class | | D | D | D | D | D |
| Energy Consumption | kWh/24h | 1,3 | 1,2 | 1,75 | 2,27 | 2,55 |
| Annual Energy Cons. | kWh/year | 473 | 439 | 638 | 829 | 929 |
| Input Power | W | 105 | 98 | 141 | 179 | 191 |
| Voltage / Frequency | V/Hz | 220-240/50 | 220-240/50 | 220-240/50 | 220-240/50 | 220-240/50 |
| Noise Level | dB(A) | 41 | 45 | 45 | 45 | 45 |
| Internal Dimension (WxDxH) | mm | 510 x 510 x 571 | 600 x 510 x 571 | 890 x 510 x 571 | 1180 x 510 x 571 | 1430 x 510 x 571 |
| External Dimension (WxDxH) | mm | 665 x 665 x 918 | 740 x 650 x 918 | 1030 x 650 x 918 | 1320 x 650 x 918 | 1570 x 650 x 918 |
| Packed Dimension (WxDxH) | mm | 700 x 700 x 970 | 810 x 765 x 990 | 1100 x 765 x 990 | 1390 x 765 x 990 | 1640 x 765 x 990 |
| 40ft Container Load | pcs | 102 | 84 | 64 | 50 | 42 |

Various Freezers



New Product



Lock

**TD500**

Two Level Display Freezer

- Ideal for optimizing store space
- Great product visibility
- Energy saving double glazed low-E glass lids
- LED interior light with switch
- Great branding possibilities
- Includes baskets
- 4 solid castors, 2 with brakes
- Canopy available upon request



Baskets

Castors with and without
brake

Description

The TD500 is a two level display freezer with room for 5 baskets on each level. It is a great choice for optimizing store space and it provides a nice overview of the products inside. Comes with LED lighting, double low-emissivity glass lids, and strong castors for enhanced mobility. Ideal for branding.



CF78

Can Freezer

- Impulse freezer
- Fast pull-down of temperature
- Well suited for branding
- Divider system
- Flip-flop lid
- Strong castors



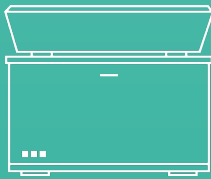
ST160

Ice Cream Freezer

- Flat hinged glass lid
- Thermometer
- Powder coated white steel inner liner
- Basket
- Castors with brake



| | CF78 | ST160 | TD500 |
|----------------------------|-------------------------------------|-----------------------------|-----------------------------------|
| Lid No & Type | 1 transparent acrylic flip-flop lid | 1 hinged tempered glass lid | 4 curved sliding temp. glass lids |
| Basket No & Type | | 2 Wire basket | 10 Wire baskets, white |
| Max No. of Baskets | pcs | 2 | 10 |
| Divider System | Yes | No | |
| Number of dividers | pcs | 0 | 10 |
| Temperature Range | °C | -22 to -12 | -24 to -14 |
| Climate Class | 4 | 4 | 4 |
| Gross / Net Weight | kg | 33 / 29 | 157 / 121 |
| Gross / Net Volume | l | 80 / 72 | 450 / 408 |
| Castors | 4 castors, 1 lockable | 4 double castors | 4 wheels, 2 with brake |
| Exterior Finish | White | White | White |
| Interior Finish | Powder coated steel | White painted steel | White |
| Interior Light | No | No | LED |
| Lock | No | No | Yes |
| Type of Controller | Mechanical | Mechanical | Mechanical |
| Type of Cooling | Static | Static | Static |
| Type of Defrost | Manual | Manual | Manual |
| Refrigerant | R600a | R600a | R290 |
| Refrigerant Charge | g | 40 | 60 |
| Thermometer | No | Yes | No |
| Energy Class | D | D | F |
| Energy Consumption | kWh/24h | 1,26 | 1,15 |
| Annual Energy Cons. | kWh/year | 460 | 420 |
| Input Power | W | 124 | 80 |
| Voltage / Frequency | V/Hz | 220-240/50 | 220-240/50 |
| Noise Level | dB(A) | 45 | 45 |
| Internal Dimension (WxDxH) | mm | 454 x 454 x 440 | 435 x 435 x 755 |
| External Dimension (WxDxH) | mm | 567 x 567 x 830 | 550 x 630 x 930 |
| Packed Dimension (WxDxH) | mm | 580 x 580 x 880 | 655 x 600 x 955 |
| 40ft Container Load | pcs | 238 | 156 |



STORAGE FREEZERS

Horizontal Freezers - Upright Storage Freezers

TEFCOLD storage freezers are perfect when plenty of freezer capacity is needed for backroom storage. The storage freezer range goes from horizontal freezers to upright under-counter models and full-height freezers.

The upright UF models with solid door are often used next to the UR cooler range. The UF and UR models look great together, regardless of size or finish. They come in stainless steel or white paint finishes.

In terms of horizontal freezers, the FR and CF models are the most competitively-priced when extra freezer capacity is needed.

If you need a low-temperature freezer, e.g. for storing fish or to use in a laboratory, please go to our medical freezers and see the SE models, which can go down to -45°C .



TEFCOLD UF400VS

Storage freezer with ventilated cooling, reversible solid door, and stainless steel cabinet. Solid and elegant backroom freezer storage for any business.

Horizontal Freezers




Lock

**FR505S SL**

Ice Cream Freezer, Solid Lids



- Stainless steel lid
- Handle with lock
- Thermometer
- Powder coated white steel inner liner
- Defrost water drain
- Baskets
- Strong castors



Baskets



Thermometer

Description

The FR-SL range of horizontal freezers offers a reliable product at a competitive price. It comes in various sizes in white with a solid lid in white or stainless steel. It has a powder coated white steel inner liner and a defrost water drain for easy maintenance. It has strong castors for better mobility.



FR205S SL

Ice Cream Freezer, Solid Lids



- Stainless steel lid
- Handle with lock
- Thermometer
- Powder coated white steel inner liner
- Defrost water drain
- Basket
- Strong castors

FR305S SL

Ice Cream Freezer, Solid Lids



- Stainless steel lid
- Handle with lock
- Thermometer
- Powder coated white steel inner liner
- Defrost water drain
- Basket
- Strong castors

| | CF700S SL | FR205S SL | FR305S SL | FR405S SL | FR505S SL | FR605S SL |
|----------------------------|------------------------------------|------------------------------------|------------------------------------|------------------------------------|------------------------------------|------------------------------------|
| Lid No & Type | 1 hinged solid stainless steel lid | 1 hinged solid stainless steel lid | 1 hinged solid stainless steel lid | 1 hinged solid stainless steel lid | 1 hinged solid stainless steel lid | 1 hinged solid stainless steel lid |
| Basket No & Type | 3 Wire baskets, white | 1 Wire basket, white | 1 Wire basket, white | 2 Wire baskets, white | 2 Wire baskets, white | 3 Wire baskets, white |
| Max No. of Baskets | pcs 8 | 2 | 3 | 5 | 6 | 7 |
| Temperature Range | °C -24 to -14 | -24 to -14 | -24 to -14 | -24 to -14 | -24 to -14 | -24 to -14 |
| Climate Class | 4 | 4 | 4 | 4 | 4 | 4 |
| Gross / Net Weight | kg 119 / 114 | 48 / 43 | 56 / 50 | 67 / 62 | 78 / 73 | 119 / 114 |
| Gross / Net Volume | l 675 / 600 | 189 / 185 | 278 / 273 | 385 / 377 | 463 / 454 | 567 / 557 |
| Castors | 4 double castors | 4 double castors | 4 double castors | 4 double castors | 4 double castors | 4 double castors |
| Exterior Finish | White | White | White | White | White | White |
| Interior Finish | White painted steel | White painted steel | White painted steel | White painted steel | White painted steel | White painted steel |
| Interior Light | No | No | No | No | Yes | Yes |
| Lock | Yes | Yes | Yes | Yes | Yes | Yes |
| Type of Controller | Mechanical | Mechanical | Mechanical | Mechanical | Mechanical | Mechanical |
| Type of Cooling | Static | Static | Static | Static | Static | Static |
| Type of Defrost | Manual | Manual | Manual | Manual | Manual | Manual |
| Refrigerant | R600a | R600a | R600a | R600a | R600a | R600a |
| Refrigerant Charge | g 120 | 44 | 50 | 80 | 90 | 105 |
| Thermometer | Yes | Yes | Yes | Yes | Yes | Yes |
| Energy Class | D | C | C | C | D | D |
| Energy Consumption | kWh/24h 3,28 | 1,29 | 1,58 | 1,93 | 3,13 | 3,61 |
| Annual Energy Cons. | kWh/year 1198,66 | 470,85 | 577,43 | 703,72 | 1142,45 | 1317,6 |
| Input Power | W 277 | 150 | 185 | 230 | 230 | 250 |
| Voltage / Frequency | V/Hz 220-240/50 | 220-240/50 | 220-240/50 | 220-240/50 | 220-240/50 | 220-240/50 |
| Noise Level | dB(A) 42 | 42 | 42 | 42 | 42 | 42 |
| Internal Dimension (WxDxH) | mm 1935 x 510 x 685 | 610 x 480 x 725 | 860 x 480 x 725 | 1160 x 480 x 725 | 1380 x 480 x 725 | 1680 x 480 x 725 |
| External Dimension (WxDxH) | mm 2060 x 716 x 830 | 734 x 700 x 945 | 984 x 700 x 945 | 1284 x 700 x 945 | 1504 x 700 x 945 | 1804 x 680 x 945 |
| Packed Dimension (WxDxH) | mm 2150 x 750 x 900 | 770 x 710 x 1050 | 1020 x 710 x 1050 | 1370 x 710 x 1050 | 1540 x 710 x 1050 | 1880 x 710 x 1050 |
| 40ft Container Load | pcs 32 | 88 | 66 | 50 | 44 | 38 |

Horizontal Freezers




Lock

**FR505 SL**

Ice Cream Freezer, Solid Lids



- Handle with lock
- Thermometer
- Powder coated white steel inner liner
- Defrost water drain
- Baskets
- Strong castors



Baskets



Thermometer

Description

The FR-SL range of horizontal freezers offers a reliable product at a competitive price. It comes in various sizes in white with a solid lid in white or stainless steel. It has a powder coated white steel inner liner and a defrost water drain for easy maintenance. It has strong castors for better mobility.



FR205 SL

Ice Cream Freezer, Solid Lids



- Handle with lock
- Thermometer
- Powder coated white steel inner liner
- Defrost water drain
- Basket
- Strong castors

FR305 SL

Ice Cream Freezer, Solid Lids



- Handle with lock
- Thermometer
- Powder coated white steel inner liner
- Defrost water drain
- Basket
- Strong castors

| | CF700 SL | FR205 SL | FR305 SL | FR405 SL | FR505 SL | FR605 SL |
|----------------------------|---------------------|----------------------|----------------------|-----------------------|-----------------------|-----------------------|
| Lid No & Type | 1 hinged solid lid | 1 hinged solid lid | 1 hinged solid lid | 1 hinged solid lid | 1 hinged solid lid | 1 hinged solid lid |
| Basket No & Type | 3 Wire baskets | 1 Wire basket, white | 1 Wire basket, white | 2 Wire baskets, white | 2 Wire baskets, white | 3 Wire baskets, white |
| Max No. of Baskets | pcs 8 | 2 | 3 | 5 | 6 | 7 |
| Temperature Range | °C -24 to -14 | -24 to -14 | -24 to -14 | -24 to -14 | -24 to -14 | -24 to -14 |
| Climate Class | 4 | 4 | 4 | 4 | 4 | 4 |
| Gross / Net Weight | kg 119 / 114 | 48 / 43 | 56 / 50 | 67 / 62 | 78 / 73 | 119 / 114 |
| Gross / Net Volume | l 675 / 600 | 189 / 185 | 278 / 273 | 385 / 377 | 463 / 454 | 567 / 557 |
| Castors | 4 double castors | 4 double castors | 4 double castors | 4 double castors | 4 double castors | 4 double castors |
| Exterior Finish | White | White | White | White | White | White |
| Interior Finish | White painted steel | White painted steel | White painted steel | White painted steel | White painted steel | White painted steel |
| Interior Light | No | No | No | Yes | Yes | Yes |
| Lock | Yes | Yes | Yes | Yes | Yes | Yes |
| Type of Controller | Mechanical | Mechanical | Mechanical | Mechanical | Mechanical | Mechanical |
| Type of Cooling | Static | Static | Static | Static | Static | Static |
| Type of Defrost | Manual | Manual | Manual | Manual | Manual | Manual |
| Refrigerant | R600a | R600a | R600a | R600a | R600a | R600a |
| Refrigerant Charge | g 120 | 44 | 50 | 80 | 90 | 105 |
| Thermometer | Yes | Yes | Yes | Yes | Yes | Yes |
| Energy Class | D | C | C | C | D | D |
| Energy Consumption | kWh/24h 3,28 | 1,29 | 1,58 | 1,93 | 3,13 | 3,61 |
| Annual Energy Cons. | kWh/year 1199 | 470,85 | 577,43 | 703,72 | 1142,45 | 1317,6 |
| Input Power | W 277 | 150 | 185 | 230 | 230 | 250 |
| Voltage / Frequency | V/Hz 220-240/50 | 220-240/50 | 220-240/50 | 220-240/50 | 220-240/50 | 220-240/50 |
| Noise Level | dB(A) 42 | 42 | 42 | 42 | 42 | 42 |
| Internal Dimension (WxDxH) | mm 1935 x 510 x 685 | 610 x 480 x 725 | 860 x 480 x 725 | 1160 x 480 x 725 | 1380 x 480 x 725 | 1680 x 480 x 725 |
| External Dimension (WxDxH) | mm 2060 x 716 x 830 | 734 x 700 x 945 | 984 x 700 x 945 | 1284 x 700 x 945 | 1504 x 700 x 945 | 1804 x 700 x 945 |
| Packed Dimension (WxDxH) | mm 2150 x 750 x 900 | 770 x 710 x 1050 | 1020 x 710 x 1050 | 1370 x 710 x 1050 | 1540 x 710 x 1050 | 1880 x 710 x 1050 |
| 40ft Container Load | pcs 32 | 88 | 66 | 50 | 44 | 38 |

Upright Storage Freezers



Cooler Option Available



Lock



Ventilated cooling



Adjustable shelves

UF400V Storage Freezer

- Integrated handle
- Reversible solid door
- Electronic thermostat
- Automatic defrost
- Adjustable shelves
- Ventilated cooling
- Lock
- Adjustable feet with rollers to rear

DID YOU KNOW?

We offer matching coolers for most of our storage freezers. For example, the UF-models match the popular UR-Coolers.



UF: Storage Freezers
UR: Matching Storage Coolers p. 88-89

UF-S: Stainless Steel Storage Freezers
UR-S: Matching Storage Coolers p. 88-89



Description

The UF-V range of storage freezers comes in various sizes. The freezer has an effective ventilated refrigeration system, which ensures an even temperature throughout the cabinet. Set the temperature on the easy-to-use digital thermostat display. You can customize the freezer to fit your needs with adjustable shelves. Defrost happens automatically.



UF200

Storage Freezer

- Integrated handle
- Reversible solid door
- Electronic thermostat
- Fixed freezing shelves
- Adjustable feet with rollers to rear



UF200V

Storage Freezer

- New design
- Integrated handle
- Reversible solid door
- Electronic thermostat
- Automatic defrost
- Adjustable shelves
- Ventilated cooling
- Lock



| | | UF200 | UF200V | UF400 | UF400V |
|----------------------------|-------------------|--------------------------|----------------------|--------------------------|----------------------|
| Door No & Type | | 1 hinged solid doors | 1 hinged solid door | 1 hinged solid doors | 1 hinged solid doors |
| Door Reversible | | Yes | Yes | Yes | Yes |
| Shelves No & Type | | 2 fixed freezing shelves | 3 wire shelves white | 6 fixed freezing shelves | 4 wire shelves white |
| Shelf Color | | White | White | White | White |
| Shelf Dimensions | | 490 x 380 mm | 490 x 380 mm | 490 x 380 mm | 490 x 380 mm |
| Max load on Shelves | kg/m ² | 110 | 110 | 110 | 110 |
| Temperature Range | °C | -24 to -10 | -24 to -10 | -24 to -10 | -24 to -10 |
| Climate Class | | 4 | 4 | 4 | 4 |
| Gross / Net Weight | kg | 52 / 47 | 52 / 47 | 85 / 80 | 85 / 80 |
| Gross / Net Volume | l | 200 / 120 | 200 / 120 | 400 / 340 | 400 / 340 |
| Feet / Legs | | 4 adjustable feet | 4 adjustable feet | 4 adjustable feet | 4 adjustable feet |
| Castors | | 2 rollers | 2 rollers | 2 rollers | 2 rollers |
| Exterior Finish | | White | White | White | White |
| Interior Finish | | White ABS | White ABS | White ABS | White ABS |
| Interior Light | | No | No | No | No |
| Lock | | Yes | Yes | Yes | Yes |
| Type of Controller | | Electronic | Electronic | Electronic | Electronic |
| Type of Cooling | | Static | Ventilated | Static | Ventilated |
| Type of Defrost | | Manual | Automatic | Manual | Automatic |
| Refrigerant | | R600a | R290 | R600a | R290 |
| Refrigerant Charge | g | 60 | 45 | 90 | 80 |
| Thermometer | | Yes | Yes | Yes | Yes |
| Energy Class | | | A | | D |
| Energy Consumption | kWh/24h | 1,2 | 1,62 | 2,3 | 5,48 |
| Annual Energy Cons. | kWh/year | 438 | 592 | 840 | 2000 |
| Input Power | W | 105 | 180 | 150 | 300 |
| Voltage / Frequency | V/Hz | | 220-240/50 | 220-240/50 | 220-240/50 |
| Noise Level | dB(A) | 40 | 42 | 40 | 40 |
| Internal Dimension (WxDxH) | mm | 484 x 470 x 620 | 484 x 470 x 610 | 484 x 470 x 1620 | 484 x 470 x 1620 |
| External Dimension (WxDxH) | mm | 600 x 585 x 855 | 600 x 600 x 850 | 600 x 585 x 1855 | 600 x 585 x 1855 |
| Packed Dimension (WxDxH) | mm | 690 x 650 x 910 | 690 x 650 x 910 | 690 x 650 x 2050 | 690 x 650 x 2050 |
| 40ft Container Load | pcs | 108 | 108 | 54 | 54 |

Upright Stainless Steel Storage Freezers



Cooler Option Available



Lock



Ventilated cooling



Lock

UF400VS

Storage Freezer

- Stainless steel cabinet
- Integrated handle
- Reversible solid door
- Electronic thermostat
- Automatic defrost
- Adjustable shelves
- Ventilated cooling
- Lock
- Adjustable feet with rollers to rear



UF: Storage Freezers
UR: Matching Storage Coolers p. 88-89

UF-S: Stainless Steel Storage Freezers
UR-S: Matching Storage Coolers p. 88-89



Description

The UF-VS range of freezers is the ventilated version of our stainless steel storage freezers. It comes in various sizes. The freezer has an effective ventilated refrigeration system, which ensures an even temperature throughout the cabinet. Set the temperature on the easy-to-use digital thermostat display. You can customize the freezer to fit your needs with adjustable shelves. Defrost happens automatically.



UF200S

Storage Freezer

- Stainless steel cabinet
- Integrated handle
- Reversible solid door
- Electronic thermostat
- Fixed freezing shelves
- Lock
- Adjustable feet with rollers to rear



UF200VS

Storage Freezer

- New design
- Stainless steel cabinet
- Integrated handle
- Reversible solid door
- Electronic thermostat
- Automatic defrost
- Adjustable shelves
- Ventilated cooling
- Lock



| | UF200S | UF200VS | UF400S | UF400VS |
|----------------------------|--------------------------|----------------------|--------------------------|----------------------|
| Door No & Type | 1 hinged solid doors | 1 hinged solid door | 1 hinged solid doors | 1 hinged solid door |
| Door Reversible | Yes | Yes | Yes | Yes |
| Shelves No & Type | 2 fixed freezing shelves | 3 wire shelves white | 6 fixed freezing shelves | 4 wire shelves white |
| Shelf Color | White | White | White | White |
| Shelf Dimensions | 490 x 380 mm | 490 x 380 mm | 490 x 380 mm | 490 x 380 mm |
| Max load on Shelves | kg/m ² 110 | 110 | 110 | 110 |
| Temperature Range | °C -24 to -10 | -24 to -10 | -24 to -10 | -24 to -10 |
| Climate Class | 4 | 4 | 4 | 4 |
| Gross / Net Weight | kg 52 / 47 | 52 / 47 | 85 / 80 | 85 / 80 |
| Gross / Net Volume | l 200 / 120 | 200 / 120 | 400 / 340 | 400 / 340 |
| Feet / Legs | 4 adjustable feet | 4 adjustable feet | 4 adjustable feet | 4 adjustable feet |
| Castors | 2 rollers | 2 rollers | 2 rollers | 2 rollers |
| Exterior Finish | SS430 | SS430 | SS430 | SS430 |
| Interior Finish | White ABS | White ABS | White ABS | White ABS |
| Interior Light | No | No | No | No |
| Lock | Yes | Yes | Yes | Yes |
| Type of Controller | Electronic | Electronic | Electronic | Electronic |
| Type of Cooling | Static | Ventilated | Static | Ventilated |
| Type of Defrost | Manual | Automatic | Manual | Automatic |
| Refrigerant | R600a | R290 | R600a | R290 |
| Refrigerant Charge | g 60 | 45 | 90 | 80 |
| Thermometer | Yes | Yes | Yes | Yes |
| Energy Class | | A | | D |
| Energy Consumption | kWh/24h 1,2 | 1,62 | 2,3 | 5,48 |
| Annual Energy Cons. | kWh/year 438 | 592 | 840 | 2000 |
| Input Power | W 105 | 180 | 150 | 300 |
| Voltage / Frequency | V/Hz 220-240/50 | 220-240/50 | 220-240/50 | 220-240/50 |
| Noise Level | dB(A) 40 | 42 | 40 | 40 |
| Internal Dimension (WxDxH) | mm 484 x 470 x 620 | 484 x 470 x 610 | 484 x 470 x 1620 | 484 x 470 x 1620 |
| External Dimension (WxDxH) | mm 600 x 585 x 855 | 600 x 600 x 850 | 600 x 585 x 1855 | 600 x 585 x 1855 |
| Packed Dimension (WxDxH) | mm 690 x 650 x 910 | 690 x 650 x 910 | 690 x 650 x 2050 | 690 x 650 x 2050 |
| 40ft Container Load | pcs 108 | 108 | 54 | 54 |

Upright Freezers



New Product



Lock



Strong handle



Lock

UFSC371SD

Storage Freezer

- Digital thermometer
- Fixed shelves
- Defrost water drain
- Adjustable feet
- Static cooling

B

Description

The UFSC-SD range of storage freezers offers great storage space at a competitive price. It has static cooling and fixed freezer shelves with built-in evaporator coils to ensure an even temperature throughout the cabinet. The solid door is reversible and the freezer comes with a digital thermometer.



DID YOU KNOW?

TEFCOLD has a passion for cooling... Because of our wholehearted passion for both cool products and customers, we experience a high level of customer satisfaction.

UFFS371SD

Storage Freezer



- Digital thermometer
- Fixed freezing shelves
- Defrost water drain
- Adjustable feet
- Static cooling
- Reversible solid door

| UFFS371SD | | UFSC371SD |
|----------------------------|--------------------------|--------------------------|
| Door No & Type | 1 hinged solid door | 1 hinged solid door |
| Door Reversible | Yes | Yes |
| Shelves No & Type | 6 fixed freezing shelves | 6 fixed freezing shelves |
| Shelf Color | Chrome | Chrome |
| Shelf Dimensions | 470 x 413 mm | 470 x 413 mm |
| Max load on Shelves | kg/m ² 110 | 110 |
| Temperature Range | °C -24 to -14 | -24 to -14 |
| Climate Class | 4 | 4 |
| Gross / Net Weight | kg 100 / 95 | 100 / 95 |
| Gross / Net Volume | l 300 / 270 | 300 / 270 |
| Feet / Legs | 2 adjustable feet | 2 adjustable feet |
| Castors | 2 rollers | 2 rollers |
| Exterior Finish | White | White |
| Interior Finish | White | White |
| Interior Light | No | No |
| Lock | Yes | Yes |
| Type of Controller | Mechanical | Mechanical |
| Type of Cooling | Static | Static |
| Type of Defrost | Manual | Manual |
| Refrigerant | R290 | R290 |
| Refrigerant Charge | g 85 | 85 |
| Thermometer | Yes | Yes |
| Energy Class | B | B |
| Energy Consumption | kWh/24h 2,16 | 2,16 |
| Annual Energy Cons. | kWh/year 789 | 789 |
| Input Power | W 270 | 270 |
| Voltage / Frequency | V/Hz 220-240/50 | 220-240/50 |
| Noise Level | dB(A) 40 | 45 |
| Internal Dimension (WxDxH) | mm 475 x 440 x 1550 | 470 x 440 x 1545 |
| External Dimension (WxDxH) | mm 595 x 600 x 1840 | 595 x 640 x 1840 |
| Packed Dimension (WxDxH) | mm 660 x 680 x 2000 | 660 x 680 x 2000 |
| 40ft Container Load | pcs 54 | 54 |



DISPLAY FREEZERS

Tabletop Freezers - Upright Display Freezers

TEFCOLD display freezers come in a wide range of models and sizes. Glass doors make them perfect for displaying frozen items.

Most models can have a canopy, and are ideal for branding. The smaller display freezers with glass doors are perfect as countertop models. They can stand on the counter for optimum exposure and to stimulate extra sales.

Purpose and size will determine our recommendations for individual customer requirements. But we are always prepared to give advise about which other features will be important to the final choice.

Display freezers are available with static and ventilated cooling, in stainless steel or painted finish, with or without canopy and in various designs.



TEFCOLD NF5000G

Upright display freezer with illuminated canopy.
The glass doors give a great overview of the content inside.

Tabletop Freezers



Lock



UF100GCP

Tabletop Freezer

- Heated self-closing glass door
- LED illuminated canopy
- Adjustable shelves
- Adjustable feet
- LED interior light



Lock



Adjustable shelves

Description

The UF-GCP range of tabletop display freezers comes with a LED illuminated canopy that will help attract the attention of customers. It is easy to customize to fit your requirements, as it has adjustable shelves and feet. Place the freezer on the counter for stimulating impulse sales.



UF100G

Tabletop Freezer

- Heated self-closing glass door
- Adjustable shelves
- Adjustable feet
- LED interior light



UF50G

Tabletop Freezer

- Heated self-closing glass door
- Adjustable shelves
- Adjustable feet
- LED interior light



| | UF100G | UF100GCP | UF50G | UF50GCP |
|----------------------------|----------------------------|----------------------------|----------------------------|----------------------------|
| Door No & Type | 1 heated hinged glass door | 1 heated hinged glass door | 1 heated hinged glass door | 1 heated hinged glass door |
| Total Display Area | m ² 0,27 | 0,29 | 0,23 | 0,23 |
| Door Reversible | No | No | No | No |
| Shelves No & Type | 3 wire shelves white | 3 wire shelves white | 2 wire shelves white | 2 wire shelves white |
| Shelf Color | White | White | White | White |
| Shelf Dimensions | 485 x 420 / 200 mm | 485 x 420 / 200 mm | 440 x 210 mm | 440 x 210 mm |
| Canopy Type | - | Curved | - | Curved |
| Temperature Range | °C -24 to -12 | -24 to -12 | -24 to -12 | -24 to -12 |
| Climate Class | 4 | 4 | 4 | 4 |
| Gross / Net Weight | kg 49 / 44 | 59 / 54 | 39 / 34 | 46 / 42 |
| Gross / Net Volume | l 90 / 88 | 116 / 113 | 50 / 48 | 50 / 48 |
| Feet / Legs | 4 adjustable feet | 4 adjustable feet | 4 adjustable feet | 4 adjustable feet |
| Exterior Finish | White | White | White | White |
| Interior Finish | Coated aluminium | Coated aluminium | Coated aluminium | Coated aluminium |
| Interior Light | LED | LED | LED | LED |
| Lock | Yes | Yes | Yes | Yes |
| Type of Controller | Mechanical | Mechanical | Mechanical | Mechanical |
| Type of Cooling | Static | Static | Static | Static |
| Type of Defrost | Manual | Manual | Manual | Manual |
| Refrigerant | R290 | R290 | R290 | R290 |
| Refrigerant Charge | g 60 | 60 | 45 | 45 |
| Thermometer | No | No | No | No |
| Energy Class | C | C | C | C |
| Energy Consumption | kWh/24h 3,18 | 3,41 | 2,53 | 2,82 |
| Annual Energy Cons. | kWh/year 1159 | 1245 | 923 | 1031 |
| Input Power | W 230 | 230 | 154 | 154 |
| Voltage / Frequency | V/Hz 220-240/50 | 220-240/50 | 220-240/50 | 220-240/50 |
| Noise Level | dB(A) 45 | 45 | 45 | 45 |
| Internal Dimension (WxDxH) | mm 500 x 430 x 540 | 500 x 430 x 540 | 450 x 420 x 380 | 450 x 420 x 380 |
| External Dimension (WxDxH) | mm 610 x 540 x 670 | 610 x 555 x 890 | 570 x 530 x 520 | 570 x 530 x 657 |
| Packed Dimension (WxDxH) | mm 640 x 600 x 740 | 650 x 590 x 960 | 610 x 560 x 580 | 610 x 600 x 730 |
| 40ft Container Load | pcs 171 | 114 | 304 | 171 |



Lock




UR90G-SUB ZERO

Caviar Cooler

- Internal vertical LED light
- Black interior and exterior
- Great product presentation
- Heated glass door
- Adjustable shelves
- Adjustable feet



Lock



LED light inside door frame

Description

The UR90G-SUB ZERO cooler is the perfect tabletop display cooler for caviar. It preserves the quality, taste, and texture of your caviar, as it can be set to the temperature range which caviar should ideally be stored at (-6 to 0°C). The ventilated cooling system ensures an even and stable temperature throughout the cabinet.



GF200VSG

Glass Froster



- Ideal for frosting glasses (beer or shots)
- Mirror effect stainless steel interior
- Self-closing heated glass doors
- Ventilated cooling for fast pull-down and even temperature
- Adjustable shelves
- Adjustable feet
- LED interior light
- Heated self-closing glass door

| | GF200VSG | UR90G-SUB ZERO |
|----------------------------|----------------------------|----------------------------|
| Door No & Type | 1 heated hinged glass door | 1 heated hinged glass door |
| Door Reversible | No | No |
| Shelves No & Type | 3 wire shelves chrome | 3 wire shelves black |
| Shelf Color | White | Black |
| Shelf Dimensions | 460 x 260 mm | 420 x 300 mm |
| Temperature Range | °C -15 to -2 | -8 to +6 |
| Climate Class | 4 | 4 |
| Gross / Net Weight | kg 52 / 45 | 39,5 / 35,5 |
| Gross / Net Volume | l 112 / 79 | 92 / 81 |
| Feet / Legs | 4 adjustable feet | 4 adjustable feet |
| Exterior Finish | Stainless steel | Black |
| Interior Finish | Stainless steel | Black |
| Interior Light | LED Cold white | LED cold white vertically |
| Lock | No | Yes |
| Type of Controller | Electronic | Electronic |
| Type of Cooling | Ventilated | Ventilated |
| Type of Defrost | Automatic, electrical | Automatic |
| Refrigerant | R290 | R600a |
| Refrigerant Charge | g 80 | 40 |
| Thermometer | Yes | Yes |
| Energy Class | | E |
| Energy Consumption | kWh/24h 2,5 | 1,51 |
| Annual Energy Cons. | kWh/year 913 | 551 |
| Input Power | W 280 | 280 |
| Voltage / Frequency | V/Hz 220-240/50 | 220-240/50 |
| Noise Level | dB(A) 42 | 42 |
| Internal Dimension (WxDxH) | mm 485 x 395 x 676 | 439 x 299 x 632 |
| External Dimension (WxDxH) | mm 595 x 525 x 875 | 515 x 542 x 750 |
| Packed Dimension (WxDxH) | mm 630 x 575 x 930 | 570 x 585 x 805 |
| 40ft Container Load | pcs 144 | 160 |

UF Upright Display Freezers



Lock



Cooler Option Available



Ventilated cooling



Digital thermostat

UF400VG Display Freezer

- Heated glass door
- Electronic thermostat
- Automatic defrost
- Adjustable shelves
- LED interior light
- Ventilated cooling
- Lock
- Adjustable feet with rollers to rear



DID YOU KNOW?

Our UF range of display freezers comes in both white and stainless steel, as well as in a cooler model.



UF-G: Display Freezers
UR-G: Matching Display Coolers p. 37

UF-SG: Stainless Steel Display Freezers
UR-SG: Matching Display Coolers p. 36

Description

The UF-VG range of display freezers is the ventilated version of our white glass door freezers. It comes in a variety of sizes and offers great flexibility with adjustable shelves. The effective ventilated refrigeration system ensures an even temperature throughout the cabinet. The temperature can be set on an easy-to-use digital thermostat display. Defrost happens automatically.



UF200VG

Display Freezer

- Heated glass door
- Electronic thermostat
- Automatic defrost
- Lock
- Adjustable shelves
- LED interior light
- Ventilated cooling
- Adjustable feet with rollers to rear



UF400G

Display Freezer

- New design
- Heated glass door
- Electronic thermostat
- Fixed freezing shelves
- LED interior light
- Lock



| | UF200G | UF200VG | UF400G | UF400VG |
|----------------------------|----------------------------|----------------------------|----------------------------|----------------------------|
| Door No & Type | 1 hinged heated glass door | 1 hinged heated glass door | 1 hinged heated glass door | 1 hinged heated glass door |
| Total Display Area | m ² 0,26 | 0,24 | 0,72 | 0,61 |
| Door Reversible | No | No | No | No |
| Shelves No & Type | 2 fixed freezing shelves | 3 wire shelves white | 7 fixed freezing shelves | 4 wire shelves white |
| Shelf Color | White | White | White | White |
| Shelf Dimensions | 490 x 380 mm | 490 x 380 mm | 490 x 380 mm | 490 x 380 mm |
| Temperature Range | °C -24 to -10 | -24 to -10 | -24 to -10 | -24 to -10 |
| Climate Class | 4 | 4 | 4 | 4 |
| Gross / Net Weight | kg 52 / 47 | 52 / 47 | 85 / 80 | 85 / 80 |
| Gross / Net Volume | l 200 / 120 | 200 / 120 | 400 / 340 | 400 / 340 |
| Feet / Legs | 4 adjustable feet | 4 adjustable feet | 4 adjustable feet | 4 adjustable feet |
| Castors | 2 rollers | 2 rollers | 2 rollers | 2 rollers |
| Exterior Finish | White | White | White | White |
| Interior Finish | White ABS | White ABS | White ABS | White ABS |
| Interior Light | LED | LED | LED | LED |
| Lock | Yes | Yes | Yes | Yes |
| Type of Controller | Electronic | Electronic | Electronic | Electronic |
| Type of Cooling | Static | Ventilated | Fan assisted | Ventilated |
| Type of Defrost | Manual | Electric | Manual | Automatic |
| Refrigerant | R290 | R290 | R290 | R290 |
| Refrigerant Charge | g 50 | 45 | 110 | 80 |
| Thermometer | Yes | Yes | Yes | Yes |
| Energy Class | D | D | C | C |
| Energy Consumption | kWh/24h 5,48 | 2,5 | 5,29 | 7,3 |
| Annual Energy Cons. | kWh/year 2001 | 913 | 1930 | 2664 |
| Input Power | W 270 | 150 | 380 | 300 |
| Voltage / Frequency | V/Hz 220-240/50 | 220-240/50 | 220-240/50 | 220-240/50 |
| Noise Level | dB(A) 40 | 42 | 40 | 42 |
| Internal Dimension (WxDxH) | mm 484 x 470 x 620 | 484 x 470 x 620 | 484 x 470 x 1620 | 484 x 470 x 1620 |
| External Dimension (WxDxH) | mm 600 x 585 x 855 | 600 x 600 x 850 | 600 x 585 x 1855 | 600 x 585 x 1855 |
| Packed Dimension (WxDxH) | mm 690 x 650 x 910 | 690 x 650 x 910 | 690 x 650 x 2050 | 690 x 650 x 2050 |
| 40ft Container Load | pcs 108 | 108 | 54 | 54 |


UF Upright Stainless Steel Freezers




Lock



Cooler Option Available



Ventilated cooling



Adjustable shelves

DID YOU KNOW?

Our UF range of display freezers comes in both stainless steel and white as well as in a cooler model.

UF400VSG Display Freezer

- Stainless steel cabinet
- Heated glass door
- Electronic thermostat
- Automatic defrost
- Adjustable shelves
- LED interior light
- Ventilated cooling
- Lock
- Adjustable feet with rollers to rear
- Digital temperature display



UF-G: Display Freezers
UR-G: Matching Display Coolers p. 37



UF-SG: Stainless Steel Display Freezers
UR-SG: Matching Display Coolers p. 36

Description

The UF-VSG range of display freezers is the ventilated version of our stainless steel glass door freezers. It comes in a variety of sizes and offers great flexibility with adjustable shelves. The effective ventilated refrigeration system ensures an even temperature throughout the cabinet. The temperature can be set on an easy-to-use digital thermostat display. Defrost happens automatically.



UF200VSG

Display Freezer

- Stainless steel cabinet
- Heated glass door
- Electronic thermostat
- Automatic defrost
- Adjustable shelves
- LED interior light
- Ventilated cooling
- Adjustable feet with rollers to rear



UF400SG

Display Freezer

- New design
- Stainless steel cabinet
- Heated glass door
- Electronic thermostat
- Fixed freezing shelves
- LED interior light
- Lock



| | UF200SG | UF200VSG | UF400SG | UF400VSG |
|----------------------------|----------------------------|----------------------------|----------------------------|----------------------------|
| Door No & Type | 1 hinged heated glass door | 1 hinged heated glass door | 1 hinged heated glass door | 1 hinged heated glass door |
| Total Display Area | m ² 0,26 | 0,24 | 0,72 | 0,61 |
| Door Reversible | No | No | No | No |
| Shelves No & Type | 2 fixed freezing shelves | 3 wire shelves white | 7 fixed freezing shelves | 4 wire shelves white |
| Shelf Color | White | White | White | White |
| Shelf Dimensions | 490 x 380 mm | 490 x 380 mm | 490 x 380 mm | 490 x 380 mm |
| Temperature Range | °C -24 to -10 | -24 to -10 | -24 to -10 | -24 to -10 |
| Climate Class | 4 | 4 | 4 | 4 |
| Gross / Net Weight | kg 52 / 47 | 52 / 47 | 85 / 80 | 85 / 80 |
| Gross / Net Volume | l 200 / 120 | 200 / 120 | 400 / 340 | 400 / 340 |
| Feet / Legs | 4 adjustable feet | 4 adjustable feet | 4 adjustable feet | 4 adjustable feet |
| Castors | 2 rollers | 2 rollers | 2 rollers | 2 rollers |
| Exterior Finish | SS430 | SS430 | SS430 | SS430 |
| Interior Finish | White ABS | White ABS | White ABS | White ABS |
| Interior Light | LED | LED | LED | LED |
| Lock | Yes | Yes | Yes | Yes |
| Type of Controller | Electronic | Electronic | Electronic | Electronic |
| Type of Cooling | Static | Ventilated | Static | Ventilated |
| Type of Defrost | Manual | Electric | Manual | Automatic |
| Refrigerant | R290 | R290 | R290 | R290 |
| Refrigerant Charge | g 50 | 45 | 110 | 80 |
| Thermometer | Yes | Yes | Yes | Yes |
| Energy Class | D | D | C | C |
| Energy Consumption | kWh/24h 5,48 | 6,21 | 5,29 | 7,3 |
| Annual Energy Cons. | kWh/year 2001 | 2268 | 1930 | 2664 |
| Input Power | W 270 | 150 | 380 | 300 |
| Voltage / Frequency | V/Hz 220-240/50 | 220-240/50 | 220-240/50 | 220-240/50 |
| Noise Level | dB(A) 40 | 42 | 40 | 42 |
| Internal Dimension (WxDxH) | mm 484 x 470 x 620 | 484 x 470 x 620 | 484 x 470 x 1620 | 484 x 470 x 1620 |
| External Dimension (WxDxH) | mm 600 x 585 x 855 | 600 x 600 x 850 | 600 x 585 x 1855 | 600 x 585 x 1855 |
| Packed Dimension (WxDxH) | mm 690 x 650 x 910 | 690 x 650 x 910 | 690 x 650 x 2050 | 690 x 650 x 2050 |
| 40ft Container Load | pcs 108 | 108 | 54 | 54 |

Atom Maxi Freezers



Cooler Option Available



Suitable for Dairy Products



Suitable for Fresh Meat



Atom Maxi F3DB

Display Freezer

- Perfect display for frozen foods
- Low energy consumption
- Self-closing heated glass doors
- Triple glazed insulated glass
- Adjustable shelves behind each door
- Ventilated cooling
- Internal vertical LED light
- Stainless steel base with mirror effect
- Digital controller and temperature display
- Castors
- Cooler option available




Adjustable shelves behind each door



Digital controller

Description

The Atom Maxi range of display freezers offers great quality at a competitive price. It comes with 1-, 2- or 3 self-closing glass doors, LED lighting, and adjustable shelves for optimal product presentation. It has an efficient ventilated cooling system, automatic defrost, and an easy-to-use temperature controller. Also available in a cooler version.



Atom Maxi F2DB

Display Freezer

- Perfect display for frozen foods
- Low energy consumption
- Self-closing heated glass doors
- Triple glazed insulated glass
- Adjustable shelves behind each door
- Ventilated cooling
- Internal vertical LED light
- Stainless steel base with mirror effect
- Digital controller and temperature display
- Castors
- Cooler option available



Atom Maxi F1DB

Display Freezer

- Perfect display for frozen foods
- Low energy consumption
- Self-closing heated glass door
- Triple glazed insulated glass
- Adjustable shelves
- Ventilated cooling
- Internal vertical LED light
- Stainless steel base with mirror effect
- Digital controller and temperature display
- Castors
- Cooler option available



| | | Atom Maxi F1DB | Atom Maxi F2DB | Atom Maxi F3DB |
|----------------------------|-------------------|----------------------|----------------------|---------------------------|
| Door No & Type | | 1 hinged glass doors | 2 hinged glass doors | 3 hinged glass doors |
| Total Display Area | m ² | 0,84 | 1,39 | 2,09 |
| Door Reversible | | No | No | No |
| Shelves No & Type | | 5 adjustable | 10 adjustable | 15 adjustable |
| Shelf Color | | White | White | White |
| Shelf Dimensions | | 610 x 470 mm | 551 x 470 mm | 551 x 470 mm 624 x 470 mm |
| Max load on Shelves | kg/m ² | 140 | 140 | 140 |
| Temperature Range | °C | -18 to -22 | -18 to -22 | -18 to -22 |
| Climate Class | | 3 | 3 | 3 |
| Gross / Net Weight | kg | 158.5 / 150 | 270 / 240 | 355 / 305 |
| Gross / Net Volume | l | 560 / 390 | 1006 / 702 | 1563 / 1090 |
| Castors | | 4 castors | 4 castors | 6 castors |
| Exterior Finish | | Black RAL9005 | Black RAL9005 | Black RAL9005 |
| Interior Finish | | White | White | White |
| Interior Light | | LED | LED | LED |
| Type of Controller | | Electronic | Electronic | Electronic |
| Type of Cooling | | Ventilated | Ventilated | Ventilated |
| Type of Defrost | | Automatic | Automatic | Automatic |
| Refrigerant | | R290 | R290 | R290 |
| Refrigerant Charge | g | 85 | 2 x 80 | 2 x 95 |
| Thermometer | | Yes | Yes | Yes |
| Energy Class | | C | D | D |
| Energy Consumption | kWh/24h | 9,07 | 17,47 | 23,84 |
| Annual Energy Cons. | kWh/year | 3311 | 6377 | 8702 |
| Input Power | W | 600 | 1205 | 1280 |
| Voltage / Frequency | V/Hz | 220-240/50 | 220-240/50 | 220-240/50 |
| Noise Level | dB(A) | 61 | 65 | 70 |
| Internal Dimension (WxDxH) | mm | 630 x 580 x 1538 | 1133 x 580 x 1538 | 1760 x 580 x 1538 |
| External Dimension (WxDxH) | mm | 750 x 760 x 2003 | 1253 x 760 x 2003 | 1880 x 760 x 2003 |
| Packed Dimension (WxDxH) | mm | 775 x 775 x 2090 | 1278 x 780 x 2090 | 1905 x 780 x 2090 |
| 40ft Container Load | pcs | 45 | 27 | 18 |

NF Display Freezers



Lock



Cooler Option Available



i Matching cooler models on page 38-39:

NF7500G

Display Freezer

- Automatic defrost
- Self-closing heated glass door
- LED illuminated canopy
- LED interior light
- Adjustable shelves
- Adjustable feet
- Ventilated cooling
- Impressive storage space



Strong handles



LED light

Description

The NF range of display freezers comes with 1, 2 or 3 doors and offers impressive storage space. The illuminated canopy grabs the attention of customers, while the self-closing heated glass doors, adjustable shelves, and internal vertical LED lighting ensure that the content looks its best. The freezer has an efficient ventilated cooling system and automatic defrost. Because of the cooling system, it is possible to adjust the shelves to fit the frozen content you wish to display.



NF2500G

Display Freezer

- Automatic defrost
- Self-closing heated glass door
- LED illuminated canopy
- LED interior light
- Adjustable shelves
- Adjustable feet
- Ventilated cooling



NF5000G

Display Freezer

- Automatic defrost
- Self-closing heated glass door
- LED illuminated canopy
- LED interior light
- Adjustable shelves
- Adjustable feet
- Ventilated cooling



| | | NF2500G | NF5000G | NF7500G |
|----------------------------|----------------|----------------------------------|-----------------------------------|-----------------------------------|
| Door No & Type | | 1 self-closing heated glass door | 2 self-closing heated glass doors | 3 self-closing heated glass doors |
| Total Display Area | m ² | 0,65 | 1,3 | 2,02 |
| Door Reversible | | No | No | No |
| Shelves No & Type | | 5 adjustable | 10 adjustable | 15 adjustable |
| Shelf Color | | White | White | White |
| Shelf Dimensions | | 510 x 488 mm | 615 x 445 mm | 615 x 445 mm |
| Canopy Type | | D-Shape | D-Shape | D-Shape |
| Temperature Range | °C | -24 to -12 | -24 to -12 | -24 to -12 |
| Climate Class | | 4 | 4 | 4 |
| Gross / Net Weight | kg | 155 / 150 | 263 / 258 | 350 / 315 |
| Gross / Net Volume | l | 515 / 412 | 1149 / 930 | 1784 / 1657 |
| Feet / Legs | | 2 adjustable feet | 2 adjustable feet | 6 adjustable feet |
| Castors | | 4 castors | 4 castors | 6 castors |
| Exterior Finish | | White RAL9016 | White RAL9016 | White RAL9016 |
| Interior Finish | | Coated steel | Coated steel | Coated steel |
| Interior Light | | LED | LED | 2 x Vertically LED in door frame |
| Lock | | Yes | Yes | Yes |
| Type of Controller | | Electronic | Electronic | Electronic |
| Type of Cooling | | Ventilated | Ventilated | Ventilated |
| Type of Defrost | | Automatic | Automatic | Automatic |
| Refrigerant | | R290 | R290 | R290 |
| Refrigerant Charge | g | 105 | 150 | 150 |
| Thermometer | | Yes | Yes | Yes |
| Energy Class | | D | F | E |
| Energy Consumption | kWh/24h | 11 | 23,52 | 30,59 |
| Annual Energy Cons. | kWh/year | 4015 | 8586 | 11164 |
| Input Power | W | 850 | 1100 | 1350 |
| Voltage / Frequency | V/Hz | 220-240/50 | 220-240/50 | 220-240/50 |
| Noise Level | dB(A) | 53 | 53 | 51 |
| Internal Dimension (WxDxH) | mm | 560 x 580 x 1270 | 1250 x 570 x 1331 | 1937 x 580 x 1327 |
| External Dimension (WxDxH) | mm | 680 x 720 x 2020 | 1370 x 720 x 2020 | 2057 x 700 x 2020 |
| Packed Dimension (WxDxH) | mm | 720 x 770 x 2180 | 1420 x 770 x 2180 | 2125 x 765 x 2180 |
| 40ft Container Load | pcs | 48 | 24 | 15 |

UFSC Display Freezers



UFSC1600GCP

Display Freezer

- Adjustable shelves
- 2 separate cooling systems (higher safety)
- Improved product presentation
- Improved ventilated cooling
- LED illuminated canopy
- LED light in door frame
- Less maintenance



Adjustable shelves



Digital thermostat

Description

Our UFSC range of display freezers can help you showcase your frozen food items in the best way possible. It is a flexible freezing solution, where you can adjust the height of the shelves according to the content. Easy to clean, restock, and has a very low energy consumption.



UFSC1450GCP NF

Display Freezer

- Adjustable shelves
- Energy efficient cooling system
- Great product presentation
- Automatic defrost
- Ventilated cooling
- LED illuminated canopy
- Heated self-closing glass door
- LED interior light
- Adjustable feet



UFSC1450GCP NF Silver

Display Freezer

- Adjustable shelves
- Energy efficient cooling system
- Great product presentation
- Automatic defrost
- Ventilated cooling
- LED illuminated canopy
- Heated self-closing glass door
- LED interior light
- Adjustable feet



| | | UFSC1450GCP NF | UFSC1450GCP NF Silver | UFSC1600GCP |
|----------------------------|-------------------|---|---|-----------------------------------|
| Door No & Type | | 1 hinged heated self-closing glass door | 1 hinged heated self-closing glass door | 3 hinged self-closing glass doors |
| Total Display Area | m ² | 0,78 | 0,78 | 1,53 |
| Door Reversible | | No | No | No |
| Shelves No & Type | | 5 adjustable wire shelves, white | 5 adjustable wire shelves, white | 15 adjustable |
| Shelf Color | | White | White | White |
| Shelf Dimensions | | 543 x 485 mm | 543 x 485 mm | 465/535 x 470 mm |
| Max load on Shelves | kg/m ² | 196 | 196 | |
| Canopy Type | | L-Shape | L-Shape | D-Shape |
| Temperature Range | °C | -22 to -12 | -22 to -12 | -23 to -18 |
| Climate Class | | 4 | 4 | 4 |
| Gross / Net Weight | kg | 148 / 125 | 148 / 125 | 219 / 214 |
| Gross / Net Volume | l | 544 / 440 | 544 / 440 | 1252 / 891 |
| Feet / Legs | | 2 adjustable feet | 2 adjustable feet | 6 adjustable feet |
| Castors | | 4 rollers | 4 rollers | 6 wheels |
| Exterior Finish | | White | White | White |
| Interior Finish | | White painted steel | White painted steel | White |
| Interior Light | | LED | LED | LED |
| Lock | | Yes | Yes | No |
| Type of Controller | | Electronic | Electronic | Electronic |
| Type of Cooling | | Ventilated | Ventilated | Ventilated |
| Type of Defrost | | Automatic | Automatic | Automatic |
| Refrigerant | | R290 | R290 | R290 |
| Refrigerant Charge | g | 110 | 110 | 260 |
| Thermometer | | Yes | Yes | Yes |
| Energy Class | | C | C | D |
| Energy Consumption | kWh/24h | 8,64 | 8,64 | 16,58 |
| Annual Energy Cons. | kWh/year | 3154 | 3154 | 6052 |
| Input Power | W | 700 | 700 | 1555 |
| Voltage / Frequency | V/Hz | 220-240/50 | 220-240/50 | 220-240/50 |
| Noise Level | dB(A) | 55 | 55 | 53 |
| Internal Dimension (WxDxH) | mm | 565 x 568 x 1660 | 565 x 568 x 1660 | 1480 x 568 x 1518 |
| External Dimension (WxDxH) | mm | 680 x 761 x 2149 | 680 x 761 x 2149 | 1600 x 762 x 2073 |
| Packed Dimension (WxDxH) | mm | 745 x 785 x 2275 | 745 x 785 x 2275 | 1675 x 805 x 2124 |
| 40ft Container Load | pcs | 47 | 47 | 14 |

UFSC371 Display Freezers



New Product



Lock



Strong handle



Lock

DID YOU KNOW?

We offer cooler options for most of our upright freezers. For example, the UFSC/UFS models fit with the popular FS/SCU coolers.

UFSC371GCP Display Freezer

- Illuminated canopy
- Heated glass to help prevent condensation
- LED interior light with switch
- Fixed freezing shelves
- Defrost water drain
- Digital temperature display
- Adjustable feet
- Lock



Description


The UFSC range of display freezers offers great product presentation and a competitive price. It has a heated glass door to prevent condensation and a defrost drain for easy maintenance. It has static cooling and fixed freezer shelves with built-in evaporator coils to ensure an even temperature throughout the cabinet. The display freezer comes with or without an illuminated canopy.



UFSC371G Black

Black Display Freezer

- Black interior and exterior
- Heated glass to help prevent condensation
- LED interior light with switch
- Digital temperature display
- Fixed freezing shelves
- Lock
- Adjustable feet
- Defrost water drain




UFSC371GCP Black

Black Display Freezer

- Great product presentation
- Black interior and exterior
- Heated glass door
- Illuminated canopy
- Digital thermometer
- Interior light
- Fixed shelves
- Defrost water drain



| | | UFSC371G | UFSC371G Black | UFSC371G Black L/H | UFSC371GCP | UFSC371GCP Black |
|----------------------------|-------------------|----------------------------|----------------------------|----------------------------|----------------------------|----------------------------|
| Door No & Type | | 1 heated hinged glass door | 1 heated hinged glass door | 1 heated hinged glass door | 1 heated hinged glass door | 1 heated hinged glass door |
| Total Display Area | m ² | 0,74 | 0,74 | 0,74 | 0,74 | 0,74 |
| Door Reversible | | No | No | No | No | No |
| Shelves No & Type | | 6 fixed freezing shelves | 6 fixed freezing shelves | 6 fixed freezing shelves | 6 fixed freezing shelves | 6 fixed freezing shelves |
| Shelf Color | | Chrome | Chrome | Chrome | Chrome | Chrome |
| Shelf Dimensions | | 470 x 413 mm | 470 x 413 mm | 470 x 413 mm | 470 x 413 mm | 470 x 413 mm |
| Max load on Shelves | kg/m ² | 110 | 110 | 110 | 110 | 110 |
| Canopy Type | | | | | D-Shape | D-Shape |
| Temperature Range | °C | -24 to -14 | -24 to -14 | -24 to -14 | -24 to -14 | -24 to -14 |
| Climate Class | | 4 | 4 | 4 | 4 | 4 |
| Gross / Net Weight | kg | 100 / 95 | 100 / 95 | 100 / 95 | 100 / 95 | 103 / 98 |
| Gross / Net Volume | l | 300 / 270 | 300 / 270 | 300 / 270 | 300 / 270 | 300 / 270 |
| Feet / Legs | | 2 adjustable feet | 2 adjustable feet | 2 adjustable feet | 2 adjustable feet | 2 adjustable feet |
| Castors | | 2 rollers | 2 rollers | 2 rollers | 2 rollers | 2 rollers |
| Exterior Finish | | White | Black | Black | White | Black |
| Interior Finish | | White | Black | Black | White | Black |
| Interior Light | | LED | LED | LED | LED | LED |
| Lock | | Yes | Yes | Yes | Yes | Yes |
| Type of Controller | | Mechanical | Mechanical | Mechanical | Mechanical | Mechanical |
| Type of Cooling | | Static | Static | Static | Static | Static |
| Type of Defrost | | Manual | Manual | Manual | Manual | Manual |
| Refrigerant | | R290 | R290 | R290 | R290 | R290 |
| Refrigerant Charge | g | 85 | 85 | 85 | 85 | 85 |
| Thermometer | | Yes | Yes | Yes | Yes | Yes |
| Energy Class | | C | C | C | C | C |
| Energy Consumption | kWh/24h | 8,27 | 8,27 | 8,27 | 8,32 | 8,32 |
| Annual Energy Cons. | kWh/year | 3017 | 3017 | 3017 | 3035 | 3035 |
| Input Power | W | 350 | 350 | 350 | 570 | 570 |
| Voltage / Frequency | V/Hz | 220-240/50 | 220-240/50 | 220-240/50 | 220-240/50 | 220-240/50 |
| Noise Level | dB(A) | 45 | 45 | 45 | 40 | 40 |
| Internal Dimension (WxDxH) | mm | 470 x 440 x 1545 | 470 x 440 x 1545 | 470 x 440 x 1545 | 470 x 440 x 1545 | 470 x 440 x 1545 |
| External Dimension (WxDxH) | mm | 595 x 640 x 1840 | 595 x 640 x 1840 | 595 x 640 x 1840 | 595 x 640 x 1980 | 595 x 640 x 1980 |
| Packed Dimension (WxDxH) | mm | 680 x 710 x 1940 | 680 x 710 x 1940 | 680 x 710 x 1940 | 680 x 710 x 2050 | 680 x 710 x 2050 |
| 40ft Container Load | pcs | 54 | 54 | 54 | 54 | 54 |



MULTIDECKS

Open Front Coolers - Multideck Coolers - Multideck Freezers

Our multidecks with full glass doors can help create stunning food and beverage displays. They combine outstanding cooling performance with innovative design features and superior energy efficiency to help solve food and drink display challenges.

In terms of energy efficiency, our multideck coolers are available as A, B, or C rated cabinets. This makes them a more sustainable and low running cost option.

One of the fantastic features of our multideck coolers and freezers is that they can be multiplexed, creating an uninterrupted

continuous line. This means that you can customize the length to fit your store and thereby maximize the available space to showcase products.

Another great feature is the extra deep shelves, which provide lots of storage and thereby minimizes the need to restock. The base shelf of the EXTRA range even has room for placing standard vegetable boxes (60 x 40cm) directly on the shelf.



TEFCOLD EXTRA2500CD

Supermarket multideck cooler with doors.
Great for multiplexing and creating uninterrupted continuous lines.

MCX Multideck Coolers



New Product



Suitable for Dairy Products



Suitable for Fresh Meat



Lock



Site Survey



Special Installation



MCX130M

Stainless Steel Multideck

- Ideal for impulse sales
- Lockable security shutter
- Ventilated cooling
- Adjustable shelves
- Fully automatic
- Castors with brake
- LED interior light with switch
- Digital controller and temperature display
- Ticket strip included



Security shutter with lock



Strong castors

Description

The MCX range of stainless steel multidecks is ideal for enhancing impulse purchases. It is available in several sizes, with a manual security shutter with lock. It caters to the need for refrigerated display during service while also prioritizing product security during non-service periods.



DID YOU KNOW?

It is our mission to provide our customers an excellent service and make their life easy - help them sell more and make more money.

MCX90M

Stainless Steel Multideck



- Ideal for impulse sales
- Lockable security shutter
- Ventilated cooling
- Adjustable shelves
- Fully automatic
- Castors with brake
- LED interior light with switch
- Digital controller and temperature display
- Ticket strip included

| | | MCX130M | MCX90M |
|----------------------------|----------------|-------------------|------------------|
| Shelves No & Type | | 4 adjustable | 4 adjustable |
| Shelf Color | | Stainless steel | Stainless steel |
| Total Display Area | m ² | 1,46 | 0,89 |
| Temperature Range | °C | -1 to +5 | -1 to +5 |
| Climate Class | | 3 | 3 |
| Gross / Net Weight | kg | 310 / 230 | 225 / 160 |
| Gross / Net Volume | l | 680 / 580 | 440 / 370 |
| Castors | | Castors | Castors |
| Exterior Finish | | SS304 | SS304 |
| Interior Finish | | SS304 | SS304 |
| Interior Light | | LED as option | LED as option |
| Type of Controller | | Electronic | Electronic |
| Type of Cooling | | Ventilated | Ventilated |
| Type of Defrost | | Automatic | Automatic |
| Refrigerant | | R290 | R290 |
| Refrigerant Charge | g | 2 x 140 | 149 |
| Thermometer | | Yes | Yes |
| Energy Class | | F | E |
| Energy Consumption | kWh/24h | 17,67 | 10,59 |
| Annual Energy Cons. | kWh/year | 6449 | 3865 |
| Input Power | W | 1080 | 670 |
| Voltage / Frequency | V/Hz | 220-240/50 | 220-240/50 |
| Noise Level | dB(A) | 61 | 56 |
| Internal Dimension (WxDxH) | mm | 1250 x 436 x 1250 | 806 x 436 x 1250 |
| External Dimension (WxDxH) | mm | 1312 x 740 x 1994 | 868 x 740 x 1994 |
| Packed Dimension (WxDxH) | mm | 1400 x 790 x 2150 | 980 x 790 x 2150 |
| 40ft Container Load | pcs | 22 | 28 |

PC Multideck Coolers



Suitable for Dairy Products



Suitable for Fresh Meat




PC2500B

Supermarket Multideck Cooler



- Frameless glass doors for great product visibility
- Low energy consumption
- Black interior and exterior
- Adjustable shelves with tilting function
- LED light under each shelf
- Ventilated cooling for fast pull-down and even temperature
- Digital controller and temperature display
- Glass end walls as standard
- 33 mm ticket strips with shelf risers included
- Castors and locking feet



Display with a button for each feature



LED light under each shelf

Description

The PC range of multideck coolers offers a spacious cooling solution with a low energy consumption. It comes with 2-, 3- or 4 frameless glass doors as well as glass end walls for optimal product visibility. It has LED lights at the top of the unit and below each of the deep shelves. A great choice for supermarkets and convenience stores.



PC1250B

Supermarket Multideck Cooler

- Frameless glass doors for great product visibility
- Low energy consumption
- Black interior and exterior
- Adjustable shelves with tilting function
- LED light under each shelf
- Ventilated cooling for fast pull-down and even temperature
- Digital controller and temperature display
- Glass end walls as standard
- Castors and locking feet
- 33 mm ticket strips with shelf risers included



PC1870B

Supermarket Multideck Cooler

- Frameless glass doors for great product visibility
- Low energy consumption
- Black interior and exterior
- Adjustable shelves with tilting function
- LED light under each shelf
- Ventilated cooling for fast pull-down and even temperature
- Digital controller and temperature display
- Glass end walls as standard
- 33 mm ticket strips with shelf risers included
- Castors and locking feet



| | | PC1250B | PC1870B | PC2500B |
|----------------------------|-------------------|----------------------|----------------------|----------------------|
| Total Display Area | m ² | 3,14 | 4,13 | 5,13 |
| Door No & Type | | 2 hinged glass doors | 3 hinged glass doors | 4 hinged glass doors |
| Shelves No & Type | | 5 adjustable | 5 adjustable | 5 adjustable |
| Shelf Color | | Black | Black | Black |
| Max load on Shelves | kg/m ² | 160 | 160 | 160 |
| Temperature Range | °C | -1 to +5 | -1 to +5 | -1 to +5 |
| Climate Class | | 3 | 3 | 3 |
| Gross / Net Weight | kg | 300 / 260 | 420 / 370 | 500 / 440 |
| Gross / Net Volume | l | 1292 / 764 | 1939 / 1147 | 2585 / 1529 |
| Feet / Legs | | 4 adjustable feet | 6 adjustable feet | 6 adjustable feet |
| Castors | | 4 castors | 6 castors | 6 castors |
| Exterior Finish | | Black RAL9005 | Black RAL9005 | Black RAL9005 |
| Interior Finish | | Black RAL9005 | Black RAL9005 | Black RAL9005 |
| Interior Light | | LED | LED | LED |
| Type of Controller | | Electronic | Electronic | Electronic |
| Type of Cooling | | Ventilated | Ventilated | Ventilated |
| Type of Defrost | | Automatic | Automatic | Automatic |
| Refrigerant | | R290 | R290 | R290 |
| Refrigerant Charge | g | 149 | 2 x 139 | 2 x 149 |
| Thermometer | | Yes | Yes | Yes |
| Energy Class | | B | B | B |
| Energy Consumption | kWh/24h | 5,87 | 8,13 | 10,2 |
| Annual Energy Cons. | kWh/year | 2143 | 2967 | 3723 |
| Input Power | W | 550 | 980 | 1060 |
| Voltage / Frequency | V/Hz | 220-240/50 | 220-240/50 | 220-240/50 |
| Noise Level | dB(A) | 62 | 65 | 65 |
| Internal Dimension (WxDxH) | mm | 1250 x 450 x 1540 | 1875 x 450 x 1540 | 2500 x 450 x 1540 |
| External Dimension (WxDxH) | mm | 1310 x 740 x 2050 | 1935 x 740 x 2050 | 2560 x 740 x 2050 |
| Packed Dimension (WxDxH) | mm | 1340 x 770 x 2120 | 1965 x 770 x 2120 | 2590 x 770 x 2120 |
| 40ft Container Load | pcs | 25 | 17 | 12 |

Galaxy+ Multideck Coolers



New Product



Suitable for Dairy Products



Suitable for Fresh Meat



Site Survey



Special Installation



Galaxy+ GP26FGD Black

Supermarket Multideck Cooler



- Only available in Scandinavia, France, UK and the Baltics
- EU Energy Class B
- Can be multiplexed - Create uninterrupted continuous line
- Frameless glass doors for great product visibility
- Adjustable shelves with tilting function
- Heavy duty shelving with strengthening bar
- Ticket strip and acrylic front riser as standard
- Self-closing doors
- Stainless steel bumper bars
- Ventilated cooling
- Multiplexing kit as accessory
- Solid 40 mm endwalls with mirrored interior



Full height doors



Frameless glass doors

Description

The Galaxy+ range of multideck coolers offers a highly energy efficient cooling system combined with a gorgeous design. The full height glass doors allow for great product visibility. It is a spacious cabinet complete with adjustable shelves and internal LED lighting for optimum product presentation.



Galaxy+ GP14FGD Black

Supermarket Multideck Cooler



- Only available in Scandinavia, France, UK and the Baltics
- EU Energy Class A
- Can be multiplexed - Create uninterrupted continuous line
- Frameless glass doors for great product visibility
- Adjustable shelves with tilting function
- Heavy duty shelving with strengthening bar
- Ticket strip and acrylic front riser as standard
- Self-closing doors
- Solid 40 mm endwalls with mirrored interior
- Internal vertical and horizontal LED light
- Stainless steel bumper bars
- Multiplexing kit as accessory



Galaxy+ GP10FGD Black

Supermarket Multideck Cooler



- Only available in Scandinavia, France, UK and the Baltics
- EU Energy Class B
- Can be multiplexed - Create uninterrupted continuous line
- Frameless glass doors for great product visibility
- Adjustable shelves with tilting function
- Heavy duty shelving with strengthening bar
- Ticket strip and acrylic front riser as standard
- Self-closing doors
- Solid 40 mm endwalls with mirrored interior
- Internal vertical and horizontal LED light
- Stainless steel bumper bars
- Multiplexing kit as accessory

| | | Galaxy+ GP10FGD Black | Galaxy+ GP14FGD Black | Galaxy+ GP20FGD Black | Galaxy+ GP26FGD Black |
|----------------------------|-------------------|-----------------------|-----------------------|-----------------------|-----------------------|
| Total Display Area | m ² | 1,42 | 1,9 | 2,85 | 3,8 |
| Door No & Type | | 2 hinged glass doors | 2 hinged glass doors | 4 hinged glass doors | 4 hinged glass doors |
| Door Reversible | | No | No | No | No |
| Shelves No & Type | | 5 adjustable | 5 adjustable | 5 adjustable | 5 adjustable |
| Shelf Color | | Black | Black | Black | Black |
| Shelf Dimensions | | 938x400mm | 1250x400mm | 938x400mm | 1250x400mm |
| Max load on Shelves | kg/m ² | 160 | 160 | 160 | 160 |
| Temperature Range | °C | -1 to +5 | -1 to +5 | -1 to +5 | -1 to +5 |
| Climate Class | | 3 | 3 | 3 | 3 |
| Gross / Net Weight | kg | 277 / 264 | 369 / 285 | 470 / 439 | 490 / 459 |
| Gross / Net Volume | l | 1083 / 472 | 1443 / 629 | 2165 / 943 | 2887 / 1258 |
| Feet / Legs | | 4 adjustable feet | 4 adjustable feet | 6 adjustable feet | 6 adjustable feet |
| Exterior Finish | | Black RAL9005 | Black RAL9005 | Black RAL9005 | Black RAL9005 |
| Interior Finish | | Black RAL9005 | Black RAL9005 | Black RAL9005 | Black RAL9005 |
| Interior Light | | LED | LED | LED | LED |
| Lock | | No | No | No | No |
| Type of Controller | | Electronic | Electronic | Electronic | Electronic |
| Type of Cooling | | Ventilated | Ventilated | Ventilated | Ventilated |
| Type of Defrost | | Automatic | Automatic | Automatic | Automatic |
| Refrigerant | | R290 | R290 | R290 | R290 |
| Refrigerant Charge | g | 110 | 140 | 150 | 2x150 |
| Thermometer | | Yes | Yes | Yes | Yes |
| Energy Class | | B | A | B | B |
| Energy Consumption | kWh/24h | 3,18 | 3,3 | 5,3 | 9,5 |
| Annual Energy Cons. | kWh/year | 1161 | 1205 | 1935 | 3468 |
| Input Power | W | 580 | 583 | 829 | 868 |
| Voltage / Frequency | V/Hz | 220-240/50 | 220-240/50 | 220-240/50 | 220-240/50 |
| Noise Level | dB(A) | 55 | 55 | 55 | 55 |
| Internal Dimension (WxDxH) | mm | 938 x 544 x 1562 | 1250 x 544 x 1562 | 1875 x 544 x 1562 | 2500 x 684 x 1562 |
| External Dimension (WxDxH) | mm | 1018 x 740 x 2040 | 1330 x 740 x 2040 | 1955 x 740 x 2040 | 2580 x 740 x 2040 |
| Packed Dimension (WxDxH) | mm | 1100 x 770 x 2320 | 1350 x 770 x 2320 | 2000 x 770 x 2320 | 2650 x 770 x 2320 |
| 40ft Container Load | pcs | 30 | 23 | 12 | 8 |

EXTRA Multideck Coolers



Suitable for Dairy Products



DID YOU KNOW?


Multidecks with glass doors help save app. 50% on energy consumption compared to open front multidecks. And they have 30% more shelf space.

EXTRA2500CD

Supermarket Multideck Cooler



- Can be multiplexed - Create uninterrupted continuous line
- Temperature Class 3M1
- Heavy duty shelving with strengthening bar
- Adjustable extra deep shelves to maximise capacity
- Tilting function for better product display
- Ticket strip and acrylic front riser as standard
- Internal vertical LED light
- Base plus 4 shelves
- Glass end walls as standard
- Multiplexing kit as accessory



Glass end walls as standard



60x40 cm boxes fit perfectly

Description

The EXTRA range of multideck coolers with doors and extra deep shelves is perfect for grocery shops and supermarkets. It comes in different sizes and offers great product presentation with glass doors, glass end walls, and adjustable shelves with tilting function. The EXTRA models can be multiplexed with a union kit to create uninterrupted continues shopping lines throughout the store. Despite the spaciousness of the cabinet, it has a low energy consumption.



EXTRA1875CD

Supermarket Multideck Cooler



- Can be multiplexed - Create uninterrupted continuous line
- Temperature Class 3M1
- Heavy duty shelving with strengthening bar
- Adjustable extra deep shelves to maximise capacity
- Tilting function for better product display
- Ticket strip and acrylic front riser as standard
- Internal vertical LED light
- Base plus 4 shelves
- Glass end walls as standard
- Multiplexing kit as accessory



EXTRA1250CD

Supermarket Multideck Cooler



- Can be multiplexed - Create uninterrupted continuous line
- Temperature Class 3M1
- Heavy duty shelving with strengthening bar
- Adjustable extra deep shelves to maximise capacity
- Tilting function for better product display
- Ticket strip and acrylic front riser as standard
- Internal vertical LED light
- Base plus 4 shelves
- Glass end walls as standard
- Multiplexing kit as accessory

| | | EXTRA1250CD | EXTRA1450CD | EXTRA1875CD | EXTRA2500CD |
|----------------------------|-------------------|-------------------------------|-------------------------------|-------------------------------|-------------------------------|
| Total Display Area | m ² | 1,81 | 2,12 | 2,72 | 3,63 |
| Door No & Type | | 2 hinged glass doors | 2 hinged glass doors | 3 hinged glass doors | 4 hinged glass doors |
| Door Reversible | | No | No | No | No |
| Shelves No & Type | | 4 black sheet, tilting + base | 4 black sheet, tilting + base | 4 black sheet, tilting + base | 4 black sheet, tilting + base |
| Shelf Color | | Black | Black | Black | Black |
| Max load on Shelves | kg/m ² | 100 | 100 | 100 | 100 |
| Temperature Range | °C | +2 to +6 | +2 to +6 | +2 to +6 | +2 to +6 |
| Climate Class | | 3 | 3 | 3 | 3 |
| Gross / Net Weight | kg | 340 / 320 | 400 / 370 | 475 / 425 | 700 / 640 |
| Gross / Net Volume | l | 880 / 770 | 1050 / 900 | 1350 / 1160 | 1785 / 1540 |
| Feet / Legs | | 4 adjustable feet | 4 adjustable feet | 6 adjustable feet | 6 adjustable feet |
| Castors | | Option | Option | Option | Option |
| Exterior Finish | | Black / Glass | Black / Glass | Black / Glass | Black / Glass |
| Interior Finish | | Black | Black | Black | Black |
| Interior Light | | 2 x Vertically LED | 2 x Vertically LED | 2 x Vertically LED | 2 x Vertically LED |
| Lock | | No | No | No | No |
| Type of Controller | | Electronic | Electronic | Electronic | Electronic |
| Type of Cooling | | Ventilated | Ventilated | Ventilated | Ventilated |
| Type of Defrost | | Automatic, hot gas | Automatic, hot gas | Automatic, hot gas | Automatic, hot gas |
| Refrigerant | | R290 | R290 | R290 | R290 |
| Refrigerant Charge | g | 144 | 144 | 2x144 | 2x144 |
| Thermometer | | Yes | Yes | Yes | Yes |
| Energy Class | | D | D | C | C |
| Energy Consumption | kWh/24h | 11 | 12,44 | 14,03 | 15,75 |
| Annual Energy Cons. | kWh/year | 4015 | 4541 | 5119 | 5748 |
| Input Power | W | 1100 | 1200 | 1300 | 2200 |
| Voltage / Frequency | V/Hz | 220-240/50 | 220-240/50 | 220-240/50 | 220-240/50 |
| Noise Level | dB(A) | 53 | 53 | 53 | 53 |
| Internal Dimension (WxDxH) | mm | 1250 x 610 x 1399 | 1450 x 610 x 1399 | 1875 x 610 x 1399 | 2500 x 610 x 1399 |
| External Dimension (WxDxH) | mm | 1350 x 920 x 2035 | 1550 x 920 x 2035 | 1975 x 920 x 2035 | 2600 x 920 x 2035 |
| Packed Dimension (WxDxH) | mm | 1450 x 975 x 2230 | 1650 x 975 x 2230 | 2075 x 975 x 2230 | 2700 x 975 x 2230 |
| 40ft Container Load | pcs | 16 | 14 | 12 | 8 |

EXTRA Multideck Freezers



Cooler Option Available



Suitable for Dairy Products



EXTRA1250FD

Supermarket Multideck Freezer



- Can be multiplexed - Create uninterrupted continuous line
- Temperature Class 3L1
- Heavy duty shelving with strengthening bar
- Adjustable extra deep shelves to maximise capacity
- Ticket strip and acrylic front riser as standard
- Internal vertical LED light
- Base plus 4 shelves
- Solid end walls as standard
- Multiplexing kit as accessory



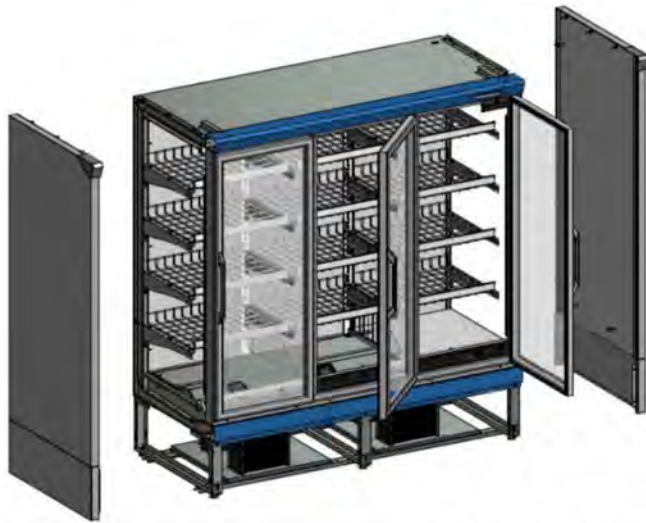
Extraordinary space on shelves



Electronic thermostat

Description

The EXTRA range of multideck freezers features double glazed hinged glass doors for added energy efficiency. It has extra deep shelves for maximized storage capacity and as the shelves are adjustable, it is easy to customize the freezer to fit your needs. The model allows for multiplexing and increases your possibilities to make the most of the space, you have available (multiplexing kit required).



DID YOU KNOW?

We have helped professional customers worldwide to keep temperatures down and sales up for more than 30 years.

EXTRA1875FD

Supermarket Multideck Freezer



- Can be multiplexed - Create uninterrupted continuous line
- Temperature Class 3L1
- Heavy duty shelving with strengthening bar
- Adjustable extra deep shelves to maximise capacity
- Ticket strip and acrylic front riser as standard
- Internal vertical LED light
- Base plus 4 shelves
- Solid end walls as standard
- Multiplexing kit as accessory

| | | EXTRA1250FD | EXTRA1875FD |
|----------------------------|-------------------|----------------------|-----------------------|
| Total Display Area | m ² | 1,53 | 2,72 |
| Door No & Type | | 2 hinged glass doors | 3 hinged glass doors |
| Door Reversible | | No | No |
| Shelves No & Type | | 8 wire shelves black | 12 wire shelves black |
| Shelf Color | | Black | Black |
| Max load on Shelves | kg/m ² | 150 | 150 |
| Temperature Range | °C | -21 to -18 | -21 to -18 |
| Climate Class | | 3 | 3 |
| Gross / Net Weight | kg | 350 / 330 | 490 / 440 |
| Gross / Net Volume | l | 880 / 850 | 1350 / 1270 |
| Feet / Legs | | 4 adjustable feet | 6 adjustable feet |
| Castors | | Option | Option |
| Exterior Finish | | Black / Glass | Black / Glass |
| Interior Finish | | Black | Black |
| Interior Light | | 2 x Vertically LED | 2 x Vertically LED |
| Lock | | No | No |
| Type of Controller | | Electronic | Electronic |
| Type of Cooling | | Ventilated | Ventilated |
| Type of Defrost | | Automatic, hot gas | Automatic, hot gas |
| Refrigerant | | R290 | R290 |
| Refrigerant Charge | g | 149 | 2x144 |
| Thermometer | | Yes | Yes |
| Energy Class | | D | E |
| Energy Consumption | kWh/24h | 15,28 | 34,76 |
| Annual Energy Cons. | kWh/year | 5578 | 12687 |
| Input Power | W | 1100 | 1860 |
| Voltage / Frequency | V/Hz | 220-240/50 | 220-240/50 |
| Noise Level | dB(A) | 53 | 53 |
| Internal Dimension (WxDxH) | mm | 1250 x 610 x 1399 | 1875 x 610 x 1399 |
| External Dimension (WxDxH) | mm | 1350 x 930 x 2035 | 1975 x 930 x 2035 |
| Packed Dimension (WxDxH) | mm | 1450 x 975 x 2230 | 2075 x 975 x 2230 |
| 40ft Container Load | pcs | 16 | 12 |



IMPULSE CABINETS

Island Coolers / Freezers - Impulse Coolers / Freezers

As the name suggests, the impulse coolers and freezers are great for stimulating impulse sales. The open top removes all barriers and provides easy access to the products inside.

The impulse island coolers are often used in supermarkets, gas stations, convenience stores, and cafeterias for e.g berries, fruit, vegetables, sandwiches, or other take away options.

The PDC range offers great product visibility as all sides are glass. It is a flexible cooling solution, as the strong castors

makes it easy to move around to different locations in the store.

The UHD model is ideal for branding on all four sides, making it eye-catching no matter which direction the customer sees it from. It can be switched between cooling and freezing, according to your needs.



TEFCOLD UHD201 /Black

Flexible island cooler/freezer.

Create an eye-catching display with branding on all four sides.

Impulse Coolers / Freezers



Switchable
Cooler /
Freezer



UHD201 /Black

Black impulse cooler

- Freezer / Cooler
- Ideal for impulse sales
- Sliding glass lids
- Glass sides for better presentation of products
- Impressive storage space
- Ventilated cooling
- Bumper bars on 4 sides
- Strong castors



Sliding glass lids



Adjustable false base

Description

The UHD201 /Black impulse cooler is perfect for stimulating impulse purchases. It has glass on all four sides as well as glass sliding lids for great product visibility. The unit can be switched between cooling and freezing, so you can adapt it to your needs. It offers an impressive amount of storage space compared to its size. Ventilated cooling ensures a uniform temperature throughout the unit.



PDC126 VS SL LED

Black impulse cooler

- Energy saving variable speed compressor
- Plexi glass sides for great product visibility
- Impressive storage space
- Tilting function for better product display
- LED interior light
- 4 solid castors, 2 with brakes
- Bumper bars on 4 sides
- Maintenance free condenser



PDC90SL-360

Black impulse cooler

- Sliding glass lids
- Glass sides for better presentation of products
- Impressive storage space
- Optimized airflow for stable temperature
- Strong wheels for mobility
- Bumper bars on 4 sides



| | | PDC126 VS SL LED | PDC90SL-360 | UHD201 /Black |
|----------------------------|----------------|-----------------------------|--------------------------|--------------------------|
| Lid No & Type | | 2 curved sliding glass lids | 2 flat sliding glass lid | 2 flat sliding glass lid |
| Total Display Area | m ² | 1,51 | 0,67 | 0,84 |
| Temperature Range | °C | -1 to +5 | -1 to +5 | -2 to 5 / -24 to -18 |
| Climate Class | | 3 | 3 | 3 |
| Gross / Net Weight | kg | 176 / 133 | 152 / 105 | 142 / 132 |
| Gross / Net Volume | l | 408 / 190 | 153 / 105 | 200 / 165 |
| Castors | | 4 wheels, 2 with brake | 4 castors | 4 wheels, 2 with brake |
| Exterior Finish | | Black / Glass | Black | Black RAL9005 |
| Interior Finish | | Stainless steel / Glass | Stainless steel | Coated steel |
| Interior Light | | 2 x Vertically LED | No | LED Horizontal |
| Lock | | No | No | No |
| Type of Controller | | Electronic | Electronic | Electronic |
| Type of Cooling | | Ventilated | Ventilated | Ventilated |
| Type of Defrost | | Automatic-Off Cycle | Automatic | Automatic, hot gas |
| Refrigerant | | R290 | R290 | R290 |
| Refrigerant Charge | g | 150 | 145 | 310 |
| Thermometer | | Yes | Yes | Yes |
| Energy Class | | D | E | F |
| Energy Consumption | kWh/24h | 5,25 | 4,61 | 11,05 |
| Annual Energy Cons. | kWh/year | 1916 | 1682,8 | 4032 |
| Input Power | W | 700 | 750 | 661 |
| Voltage / Frequency | V/Hz | 220-240/50 | 220-240/50 | 220-240/50 |
| Noise Level | dB(A) | 52 | 50 | 50 |
| Internal Dimension (WxDxH) | mm | 1210 x 1080 x 342 | 860 x 555 x 220 | 1075 x 705 x 295 |
| External Dimension (WxDxH) | mm | 1405 x 1210 x 1005 | 900 x 845 x 971 | 1255 x 1015 x 962 |
| Packed Dimension (WxDxH) | mm | 1335 x 1170 x 1140 | 930 x 885 x 1185 | 1400 x 1100 x 1120 |
| 40ft Container Load | pcs | 36 | 52 | 32 |



SUPERMARKET CABINETS

Supermarket Freezers - Supermarket Freezers / Coolers - Wall Units

Temperature, energy efficiency, performance, reliability, and build quality are all important considerations when choosing supermarket cabinets. The aim is to maintain product freshness for as long as possible while showcasing your products in the best light.

TEFCOLD's range of quality supermarket coolers and freezers have been developed specifically for the modern retail environment, to meet the requirements of both supermarket operators and your customers

Our extensive range of plug-in supermarket cabinets offers a wide variety of shapes, sizes, and finishes. Many of them are switchable between cooling and freezing, so you can change the function according to your needs.

As a new addition to our range of supermarket products, we have introduced the MTF wall freezer/cooler. This model is ideal for optimizing store space, as you can take advantage of the height of the room as well as the floorspace. Place it against a wall or create spectacular island displays in combination with the new SFI models.



TEFCOLD SF210B-CF VS

Low-energy supermarket cooler/freezer.

The curved sliding lids allow full visibility of the products inside.

TWIN Freezers/Coolers



TWIN 220-CF Range

- Freezer / Cooler
- Occupies less floor space
- Increased reliability
- Low energy consumption
- Save on total expenses (operation plus investment costs)
- Bumper bars
- Static cooling
- Automatic defrost
- 2 cooling systems for redundancy
- Ticket strips as accessory

i TWIN supermarket units are available as cooler / freezer models (CF) and as separate freezer models (F).

Description

The TWIN range of supermarket units features an innovative design, ideal for stores with limited space. One TWIN unit has the same volume as two standard chest freezers/coolers of the same length placed back-to-back. As the TWIN model takes up less floor space, the result is more storage with a smaller footprint. It also has the great function of two cooling systems for redundancy.



DID YOU KNOW?

TWIN supermarket freezers/coolers are available in black, anthracite and white.

TWIN HEAD Range

- Freezer / Cooler
- Occupies less floor space
- Increased reliability
- Low energy consumption
- Save on total expenses (operation plus investment costs)
- Bumper bars
- Static cooling
- Automatic defrost
- 2 cooling systems for redundancy
- Ticket strips as accessory

Description

The TWIN range of supermarket units features an innovative design, ideal for stores with limited space. One TWIN unit has the same volume as two standard chest freezers/coolers of the same length placed back-to-back. As the TWIN model takes up less floor space, the result is more storage with a smaller footprint. It also has the great function of two cooling systems for redundancy.

| | | TWIN 220-CF | TWIN 220-F | TWIN HEAD-CF | TWIN HEAD-F |
|----------------------------|----------------|-----------------------------------|-----------------------------------|-----------------------------------|-----------------------------------|
| Lid No & Type | | 2 curved sliding temp. glass lids | 2 curved sliding temp. glass lids | 2 curved sliding temp. glass lids | 2 curved sliding temp. glass lids |
| Total Display Area | m ² | 2,65 | 2,65 | 0,65 | 0,65 |
| Basket No & Type | | | | | |
| Number of dividers | pcs | 4 | 4 | 3 | 3 |
| Temperature Range | °C | -24 to -18 / -1 to +15 | -24 to -18 | -24 to -18 / -1 to +15 | -24 to -18 |
| Climate Class | | 3 | 3 | 3 | 3 |
| Gross / Net Weight | kg | 251 / 198 | 251 / 198 | 125 / 85 | 125 / 85 |
| Gross / Net Volume | l | 1697 / 1255 | 1697 / 1255 | 425 / 334 | 425 / 334 |
| Feet / Legs | | 4 adjustable legs | 4 adjustable legs | 4 adjustable legs | 4 adjustable legs |
| Exterior Finish | | White | White | White | White |
| Interior Finish | | Powder coated steel | Powder coated steel | Powder coated steel | Powder coated steel |
| Interior Light | | LED | LED | LED | LED |
| Type of Controller | | Electronic | Electronic | Electronic | Electronic |
| Type of Cooling | | Static | Static | Static | Static |
| Type of Defrost | | Automatic | Automatic | Automatic | Automatic |
| Refrigerant | | R290 | R290 | R290 | R290 |
| Refrigerant Charge | g | 2 x 85 | 2 x 85 | 80 | 80 |
| Thermometer | | Yes | Yes | Yes | Yes |
| Energy Class | | C | C | C | C |
| Energy Consumption | kWh/24h | 9,2 | 9,2 | 4,1 | 4,1 |
| Annual Energy Cons. | kWh/year | 3358 | 3358 | 1496 | 1496 |
| Input Power | W | 522 | 552 | 267 | 267 |
| Voltage / Frequency | V/Hz | 220-240/50 | 220-240/50 | 220-240/50 | 220-240/50 |
| Noise Level | dB(A) | 48 | 48 | 46 | 46 |
| Internal Dimension (WxDxH) | mm | 2000 x 1175 x 700 | 2000 x 1175 x 700 | 1190 x 605 x 620 | 1190 x 605 x 620 |
| External Dimension (WxDxH) | mm | 2150 x 1465 x 930 | 2150 x 1465 x 930 | 1470 x 812 x 915 | 1470 x 812 x 915 |
| Packed Dimension (WxDxH) | mm | 2240 x 1550 x 1030 | 2240 x 1550 x 1030 | 1530 x 1000 x 1050 | 1530 x 1000 x 1050 |
| 40ft Container Load | pcs | 14 | 14 | 30 | 30 |

SFI Supermarket Freezers/Coolers



New Product



Switchable
Cooler /
Freezer



DID YOU KNOW?

SFI supermarket freezers / coolers are with variable speed and available in different sizes as well as black and white. HC is the head case for building an island.

SFI250-CF VS

Supermarket Cooler / Freezer



- Easily switchable between cooler and freezer
- Energy saving variable speed compressor
- Excellent product visibility
- Sliding curved lids
- Ideal in combination with our top section MTF
- Adjustable false base
- LED interior light
- Bumper bars
- Union kit for island creation is available as option



Digital controller



Adjustable false base

Description

The SFI-CF range of energy efficient supermarket chest coolers/freezers is available in several sizes and colors, and offers great visibility of the products inside with its curved sliding glass lids. The content is illuminated by LED lighting on the back wall of the freezer. Adjustable false bases between the dividers make it possible to raise the height of the base inside the unit, so it always looks fully stocked. Perfect for supermarkets, grocery shops, butchers etc.



SFI145-CF VS

Supermarket Cooler / Freezer



- Easily switchable between cooler and freezer
- Energy saving variable speed compressor
- Excellent product visibility
- Sliding curved lids
- Ideal in combination with our top section MTF
- Adjustable false base
- LED interior light
- Bumper bars
- Union kit for island creation is available as option

SFI185-CF VS

Supermarket Cooler / Freezer



- Easily switchable between cooler and freezer
- Energy saving variable speed compressor
- Excellent product visibility
- Sliding curved lids
- Ideal in combination with our top section MTF
- Adjustable false base
- LED interior light
- Bumper bars
- Union kit for island creation is available as option

| | | SFI145-CF VS | SFI185 HC-CF VS | SFI185-CF VS | SFI210-CF VS | SFI250-CF VS |
|----------------------------|----------------|-----------------------------|-----------------------------|-----------------------------|-----------------------------|-----------------------------|
| Lid No & Type | | 2 curved sliding glass lids | 2 curved sliding glass lids | 2 curved sliding glass lids | 2 curved sliding glass lids | 2 curved sliding glass lids |
| Total Display Area | m ² | 0,96 | 1,25 | 1,25 | 1,44 | 1,73 |
| Basket No & Type | | | | | | |
| Divider System | | Yes | Yes | Yes | Yes | Yes |
| Number of dividers | pcs | 2 | 4 | 3 | 4 | 5 |
| Temperature Range | °C | -24 to -18 / -1 to +8 | -24 to -18 / -1 to +8 | -24 to -18 / -1 to +8 | -24 to -18 / -1 to +8 | -24 to -18 / -1 to +8 |
| Climate Class | | 4 | 4 | 4 | 4 | 4 |
| Gross / Net Weight | kg | 139 / 121 | 165 / 150 | 165 / 150 | 180 / 164 | 220 / 201 |
| Gross / Net Volume | l | 715 / 422 | 786 / 500 | 786 / 500 | 908 / 584 | 1104 / 718 |
| Feet / Legs | | 6 adjustable legs | 6 adjustable legs | 6 adjustable legs | 6 adjustable legs | 6 adjustable legs |
| Exterior Finish | | White | White | White | White | White |
| Interior Finish | | White painted steel | White painted steel | White painted steel | White painted steel | White painted steel |
| Interior Light | | LED Horizontal | LED Horizontal | LED Horizontal | LED Horizontal | LED Horizontal |
| Type of Controller | | Electronic | Electronic | Electronic | Electronic | Electronic |
| Type of Cooling | | Static | Static | Static | Static | Static |
| Type of Defrost | | Automatic, hot gas | Automatic, hot gas | Automatic, hot gas | Automatic, hot gas | Automatic, hot gas |
| Refrigerant | | R290 | R290 | R290 | R290 | R290 |
| Refrigerant Charge | g | 100 | 110 | 110 | 125 | 130 |
| Thermometer | | Yes | Yes | Yes | Yes | Yes |
| Energy Class | | C | C | C | C | C |
| Energy Consumption | kWh/24h | 4,25 | 4,31 | 4,56 | 4,93 | 5,51 |
| Annual Energy Cons. | kWh/year | 1551,25 | 1573,15 | 1664,4 | 1799,45 | 2011,15 |
| Input Power | W | 384 | 890 | 890 | 890 | 890 |
| Voltage / Frequency | V/Hz | 220-240/50 | 220-240/50 | 220-240/50 | 220-240/50 | 220-240/50 |
| Noise Level | dB(A) | 48 | 48 | 48 | 48 | 48 |
| Internal Dimension (WxDxH) | mm | 1320 x 720 x 627 | 1720 x 720 x 627 | 1720 x 720 x 627 | 1970 x 720 x 627 | 2370 x 720 x 627 |
| External Dimension (WxDxH) | mm | 1456 x 858 x 890 | 1856 x 858 x 832 | 1856 x 858 x 890 | 2106 x 858 x 890 | 2506 x 858 x 890 |
| Packed Dimension (WxDxH) | mm | 1520 x 915 x 980 | 1920 x 915 x 920 | 1920 x 915 x 980 | 2170 x 915 x 980 | 2570 x 915 x 980 |
| 40ft Container Load | pcs | 26 | 26 | 26 | 26 | 16 |

MTF Supermarket Freezers/Coolers



MTF250 VS

Wall Freezer/Cooler

- Easily switchable between cooler and freezer
- Ideal for optimizing store space
- Side-to-center ventilated cooling
- Ideal with chest cooler / freezer underneath
- Energy saving variable speed compressor
- Heated self-closing glass doors
- Automatic defrost
- Telescopic legs



LED light inside door frame



Digital thermostat

Description

The MTF range of supermarket wall freezers/coolers is ideal for maximizing store space with a SFI chest cooler or freezer underneath. It is easily switchable between cooler and freezer, and features side-to-center ventilated cooling, heated self-closing doors, and automatic defrost. Can be placed against a wall or installed as a stunning island display.



MTF210

Wall Freezer/Cooler

- Side-to-center ventilated cooling
- Ideal for optimizing store space
- Easily switchable between cooler and freezer
- Ideal with chest cooler / freezer underneath
- Heated self-closing glass doors
- Automatic defrost
- Telescopic legs



MTF210 VS

Wall Freezer/Cooler

- Easily switchable between cooler and freezer
- Ideal for optimizing store space
- Side-to-center ventilated cooling
- Ideal with chest cooler / freezer underneath
- Energy saving variable speed compressor
- Heated self-closing glass doors
- Automatic defrost
- Telescopic legs



| | | MTF185 | MTF185 VS | MTF210 | MTF210 VS | MTF250 | MTF250 VS |
|----------------------------|-------------------|-----------------------------------|-----------------------------------|-----------------------------------|-----------------------------------|-----------------------------------|-----------------------------------|
| Door No & Type | | 3 self-closing heated glass doors | 3 self-closing heated glass doors | 3 self-closing heated glass doors | 3 self-closing heated glass doors | 4 self-closing heated glass doors | 4 self-closing heated glass doors |
| Total Display Area | m ² | 1 | 1 | 1,44 | 1,44 | 1,73 | 1,73 |
| Door Reversible | | No | No | No | No | No | No |
| Shelves No & Type | | 9 adjustable wire shelves, white | 9 adjustable wire shelves, white | 9 adjustable wire shelves, white | 9 adjustable wire shelves, white | 12 adjustable wire shelves, white | 12 adjustable wire shelves, white |
| Shelf Color | | White | White | White | White | White | White |
| Shelf Dimensions | | 510x423 | 510x423 | 595x423 | 595x423 | 516x423 | 516x423 |
| Bottom Shelf Dimensions | | 510 x 375 | 510 x 375 | 595 x 375 | 595 x 375 | 516 x 375 | 516 x 375 |
| Max load on Shelves | kg/m ² | 196 | 196 | 196 | 196 | 196 | 196 |
| Temperature Range | °C | -24 to -18 / -1 to +8 | -24 to -18 / -1 to +8 | -24 to -18 / -1 to +8 | -24 to -18 / -1 to +8 | -24 to -18 / -1 to +8 | -24 to -18 / -1 to +8 |
| Climate Class | | 4 | 4 | 4 | 4 | 4 | 4 |
| Gross / Net Weight | kg | 334 / 272 | 334 / 272 | 355 / 288 | 355 / 288 | 450 / 300 | 450 / 300 |
| Gross / Net Volume | l | 779 / 545 | 779 / 545 | 893 / 628 | 893 / 628 | 1076 / 650 | 1076 / 650 |
| Feet / Legs | | Strong stand | Strong stand | Strong stand | Strong stand | Strong stand | Strong stand |
| Exterior Finish | | White | White | White | White | White | White |
| Interior Finish | | White painted steel | White painted steel | White painted steel | White painted steel | White painted steel | White painted steel |
| Interior Light | | LED | LED | LED | LED | LED | LED |
| Lock | | No | No | No | No | No | No |
| Type of Controller | | Electronic | Electronic | Electronic | Electronic | Electronic | Electronic |
| Type of Cooling | | Ventilated | Ventilated | Ventilated | Ventilated | Ventilated | Ventilated |
| Type of Defrost | | Automatic | Automatic | Automatic | Automatic | Automatic | Automatic |
| Refrigerant | | R290 | R290 | R290 | R290 | R290 | R290 |
| Refrigerant Charge | g | 135 | 135 | 145 | 145 | 145 | 145 |
| Thermometer | | Yes | Yes | Yes | Yes | Yes | Yes |
| Energy Class | | D | C | D | C | E | C |
| Energy Consumption | kWh/24h | 14,57 | 7,32 | 16,35 | 7,49 | 23,92 | 9,16 |
| Annual Energy Cons. | kWh/year | 5318 | 2672 | 5971 | 2732 | 8731 | 3344 |
| Input Power | W | 1057 | 1057 | 1040 | 1040 | 1072 | 1072 |
| Voltage / Frequency | V/Hz | 220-240/50 | 220-240/50 | 220-240/50 | 220-240/50 | 220-240/50 | 220-240/50 |
| Noise Level | dB(A) | 58 | 58 | 58 | 58 | 58 | 58 |
| Internal Dimension (WxDxH) | mm | 1730 x 480 x 947 | 1730 x 480 x 947 | 1980 x 480 x 947 | 1980 x 480 x 947 | 2380 x 480 x 947 | 2380 x 480 x 947 |
| External Dimension (WxDxH) | mm | 1850 x 745 x 2430 | 1850 x 745 x 2430 | 2100 x 745 x 2430 | 2100 x 745 x 2430 | 2500 x 745 x 2430 | 2500 x 745 x 2430 |
| Packed Dimension (WxDxH) | mm | 1960 x 780 x 1610 | 1960 x 780 x 1610 | 2210 x 780 x 1610 | 2210 x 780 x 1610 | 2610 x 780 x 1610 | 2610 x 780 x 1610 |
| 40ft Container Load | pcs | 18 | 18 | 16 | 16 | 12 | 12 |

MTF Black Supermarket Freezers/Coolers



MTF250B VS

Wall Freezer/Cooler

- Easily switchable between cooler and freezer
- Ideal for optimizing store space
- Side-to-center ventilated cooling
- Ideal with chest cooler / freezer underneath
- Energy saving variable speed compressor
- Heated self-closing glass doors
- Black exterior
- Telescopic legs
- Automatic defrost
- Requires stand building and cabinet lifting onto stand



LED light inside door frame



Digital thermostat

Description

The MTF range of supermarket wall freezers/coolers is ideal for maximizing store space with a SFI chest cooler or freezer underneath. It is easily switchable between cooler and freezer, and features side-to-center ventilated cooling, heated self-closing doors, and automatic defrost. Can be placed against a wall or installed as a stunning island display.



MTF185B VS

Wall Freezer/Cooler



- Easily switchable between cooler and freezer
- Ideal for optimizing store space
- Side-to-center ventilated cooling
- Ideal with chest cooler / freezer underneath
- Energy saving variable speed compressor
- Heated self-closing glass doors
- Black exterior
- Telescopic legs
- Automatic defrost
- Requires stand building and cabinet lifting onto stand



MTF210B

Wall Freezer/Cooler



- Side-to-center ventilated cooling
- Ideal for optimizing store space
- Easily switchable between cooler and freezer
- Ideal with chest cooler / freezer underneath
- Heated self-closing glass doors
- Black exterior
- Automatic defrost
- Telescopic legs

| | | MTF185B | MTF185B VS | MTF210B | MTF210B VS | MTF250B | MTF250B VS |
|----------------------------|-------------------|-----------------------------------|-----------------------------------|-----------------------------------|-----------------------------------|-----------------------------------|-----------------------------------|
| Door No & Type | | 3 self-closing heated glass doors | 3 self-closing heated glass doors | 3 self-closing heated glass doors | 3 self-closing heated glass doors | 4 self-closing heated glass doors | 4 self-closing heated glass doors |
| Total Display Area | m ² | 1 | 1 | 1,44 | 1,44 | 1,73 | 1,73 |
| Door Reversible | | No | No | No | No | No | No |
| Shelves No & Type | | 9 adjustable wire shelves, white | 9 adjustable wire shelves, white | 9 adjustable wire shelves, white | 9 adjustable wire shelves, white | 12 adjustable wire shelves, white | 12 adjustable wire shelves, white |
| Shelf Color | | White | White | White | White | White | White |
| Shelf Dimensions | | 510x423 | 510x423 | 595x423 | 595x423 | 516x423 | 516x423 |
| Bottom Shelf Dimensions | | 510 x 375 | 510 x 375 | 595 x 375 | 595 x 375 | 516 x 375 | 516 x 375 |
| Max load on Shelves | kg/m ² | 196 | 196 | 196 | 196 | 196 | 196 |
| Temperature Range | °C | -24 to -18 / -1 to +8 | -24 to -18 / -1 to +8 | -24 to -18 / -1 to +8 | -24 to -18 / -1 to +8 | -24 to -18 / -1 to +8 | -24 to -18 / -1 to +8 |
| Climate Class | | 4 | 4 | 4 | 4 | 4 | 4 |
| Gross / Net Weight | kg | 334 / 272 | 334 / 272 | 355 / 288 | 355 / 288 | 400 / 317 | 400 / 317 |
| Gross / Net Volume | l | 779 / 545 | 779 / 545 | 893 / 628 | 893 / 628 | 1076 / 650 | 1076 / 650 |
| Feet / Legs | | Strong stand | Strong stand | Strong stand | Strong stand | Strong stand | Strong stand |
| Exterior Finish | | Black | Black | Black | Black | Black | Black |
| Interior Finish | | White painted steel | White painted steel | White painted steel | White painted steel | White painted steel | White painted steel |
| Interior Light | | LED | LED | LED | LED | LED | LED |
| Lock | | No | No | No | No | No | No |
| Type of Controller | | Electronic | Electronic | Electronic | Electronic | Electronic | Electronic |
| Type of Cooling | | Ventilated | Ventilated | Ventilated | Ventilated | Ventilated | Ventilated |
| Type of Defrost | | Automatic | Automatic | Automatic | Automatic | Automatic | Automatic |
| Refrigerant | | R290 | R290 | R290 | R290 | R290 | R290 |
| Refrigerant Charge | g | 135 | 135 | 145 | 145 | 145 | 145 |
| Thermometer | | Yes | Yes | Yes | Yes | Yes | Yes |
| Energy Class | | D | C | D | C | E | C |
| Energy Consumption | kWh/24h | 14,57 | 7,32 | 16,35 | 7,49 | 23,92 | 9,16 |
| Annual Energy Cons. | kWh/year | 5318 | 2672 | 5971 | 2732 | 8731 | 3344 |
| Input Power | W | 1057 | 1057 | 1040 | 1040 | 1072 | 1072 |
| Voltage / Frequency | V/Hz | 220-240/50 | 220-240/50 | 220-240/50 | 220-240/50 | 220-240/50 | 220-240/50 |
| Noise Level | dB(A) | 58 | 58 | 58 | 58 | 58 | 58 |
| Internal Dimension (WxDxH) | mm | 1730 x 480 x 947 | 1730 x 480 x 947 | 1980 x 480 x 947 | 1980 x 480 x 947 | 2380 x 480 x 947 | 2380 x 480 x 947 |
| External Dimension (WxDxH) | mm | 1850 x 745 x 2430 | 1850 x 745 x 2430 | 2100 x 745 x 2430 | 2100 x 745 x 2430 | 2500 x 745 x 2430 | 2500 x 745 x 2430 |
| Packed Dimension (WxDxH) | mm | 1960 x 780 x 1610 | 1960 x 780 x 1610 | 2210 x 780 x 1610 | 2210 x 780 x 1610 | 2610 x 780 x 1610 | 2610 x 780 x 1610 |
| 40ft Container Load | pcs | 18 | 18 | 16 | 16 | 12 | 12 |



VIEW & MTF MINI



New Product



Switchable
Cooler /
Freezer



VIEW 250 CF VS

Supermarket Cooler / Freezer



- Great product visibility
- Easily switchable between cooler and freezer
- Energy saving variable speed compressor
- Front to back sliding glass lids for easy access
- Triple glazed insulated glass on all 3 sides
- LED interior light
- Digital controller and temperature display
- Adjustable false base



Strong handle



Adjustable false base

Description

The VIEW 250 CF VS is a versatile supermarket cooler/freezer in a contemporary design. It offers great product visibility with glass walls on three sides of the unit, as well as front-to-back sliding lids on the top. It is easy switchable between cooling and freezing, simply choose the wanted temperature on the digital controller.



Fits above chest freezer NIC401SCEB

MTF Mini

Wall Freezer

- Ideal for optimizing store space
- Heated self-closing glass doors
- LED illuminated canopy
- Great branding possibilities
- Ideal with chest cooler / freezer underneath
- Adjustable shelves
- Ticket strip and acrylic front riser as standard
- LED interior light with switch
- Requires stand building and cabinet lifting onto stand

| MTF Mini | | VIEW 250 CF VS |
|----------------------------|-----------------------------------|--------------------------|
| Lid No & Type | | 2 flat sliding glass lid |
| Total Display Area | m ² 0,38 | 1,93 |
| Basket No & Type | | |
| Divider System | | Yes |
| Number of dividers | pcs 2 | 2 |
| Temperature Range | °C -23 to -18 | -22 to +10 |
| Climate Class | 4 | 3 |
| Gross / Net Weight | kg 170 / 113.5 | 220 / 175 |
| Gross / Net Volume | l 200 / 170 | 1320 / 860 |
| Feet / Legs | Strong stand | 4 adjustable feet |
| Exterior Finish | White | Anthracite RAL 7016 |
| Interior Finish | White painted steel | White |
| Interior Light | LED | LED |
| Lock | Yes | |
| Type of Controller | Electronic | Electronic with alarm |
| Type of Cooling | Static | Static |
| Type of Defrost | Manual | Automatic, hot gas |
| Refrigerant | R290 | R290 |
| Refrigerant Charge | g 65 | 127 |
| Thermometer | Yes | |
| Energy Class | C | D |
| Energy Consumption | kWh/24h 4,16 | 11,8 |
| Annual Energy Cons. | kWh/year 1518 | 4307 |
| Input Power | W 212 | 520 |
| Voltage / Frequency | V/Hz 220-240/50 | 220-240/50-60 |
| Noise Level | dB(A) 58 | 54 |
| Internal Dimension (WxDxH) | mm 1080 x 438 x 401 | 2345 x 820 x 325 |
| External Dimension (WxDxH) | mm 1275 x 636 x 1965 | 2500 x 980 x 955 |
| Packed Dimension (WxDxH) | mm 1380 x 675 x 1010 | 2606 x 1066 x 1028 |
| 40ft Container Load | pcs 48 | 16 |
| Door No & Type | 2 hinged self-closing glass doors | |
| Shelves No & Type | 4 adjustable wire shelves, white | |
| Shelf Dimensions | 530x316mm | |
| Max load on Shelves | kg/m ² 196 | |
| Canopy Type | Curved | |

SSF Supermarket Freezers



SSF250

Supermarket Freezer

- Designed for Island installation
- Great product visibility
- Sliding glass lids
- Static cooling
- Bumper bars
- Adjustable legs



Baskets



Bumper bars

Description

The SSF range of supermarket freezers is an economic choice and offers great value for money. It is available in several sizes. The flat sliding lids are with tempered glass and allow for a nice overview of the frozen goods inside. The freezer includes baskets and bumper bars. Ideal for island installations.



SSSF200

Supermarket Freezer

- Designed for Island installation
- Great product visibility
- Static cooling
- Bumper bars
- Adjustable legs
- Adjustable feet
- Sliding glass lids



SSSF150

Supermarket Freezer

- Designed for Island installation
- Great product visibility
- Sliding glass lids
- Static cooling
- Bumper bars
- Adjustable legs



| | | SSSF150 | SSSF200 | SSSF250 |
|----------------------------|----------------|---------------------------------|---------------------------------|---------------------------------|
| Lid No & Type | | 2 flat sliding temp. glass lids | 2 flat sliding temp. glass lids | 4 flat sliding temp. glass lids |
| Total Display Area | m ² | 1,06 | 1,46 | 1,72 |
| Basket No & Type | | 4 Wire basket | 6 Wire baskets | 8 Wire basket |
| Temperature Range | °C | -24 to -18 | -24 to -18 | -24 to -18 |
| Climate Class | | 3 | 3 | 3 |
| Gross / Net Weight | kg | 200 / 125 | 160 / 105 | 200 / 125 |
| Gross / Net Volume | l | 597 / 459 | 854 / 652 | 1032 / 805 |
| Feet / Legs | | 4 adjustable legs | 4 adjustable legs | 4 adjustable legs |
| Exterior Finish | | White | White | White |
| Interior Finish | | Powder coated steel | Powder coated steel | Powder coated steel |
| Interior Light | | LED as option | LED as option | LED as option |
| Type of Controller | | Electronic | Electronic | Electronic |
| Type of Cooling | | Static | Static | Static |
| Type of Defrost | | Manual | Manual | Manual |
| Refrigerant | | R290 | R290 | R290 |
| Refrigerant Charge | g | 120 | 120 | 2 x 95 |
| Thermometer | | Yes | Yes | Yes |
| Energy Class | | C | B | B |
| Energy Consumption | kWh/24h | 3,9 | 4,5 | 4,9 |
| Annual Energy Cons. | kWh/year | 1423 | 1642 | 1788 |
| Input Power | W | 305 | 345 | 345 |
| Voltage / Frequency | V/Hz | 220-240/50 | 220-240/50 | 220-240/50 |
| Noise Level | dB(A) | 48 | 48 | 48 |
| Internal Dimension (WxDxH) | mm | 1375 x 790 x 575 | 1880 x 790 x 575 | 2280 x 790 x 575 |
| External Dimension (WxDxH) | mm | 1550 x 960 x 780 | 2050 x 960 x 780 | 2500 x 960 x 780 |
| Packed Dimension (WxDxH) | mm | 1640 x 1030 x 840 | 2140 x 1030 x 840 | 2590 x 1030 x 840 |
| 40ft Container Load | pcs | 42 | 33 | 24 |



MEDICAL

Laboratory Freezers - Pharmaceutical Medical Cabinets

TEFCOLD medical range is designed for storing critical materials that demand constant temperature and security. We offer horizontal freezers as well as upright cabinets to accommodate a wide variety of storage needs.

The SE range is a range of low temperature horizontal freezers, operating from -45 to -5 degrees.

They are fitted with an electronic thermostat with an alarm, and are ideal for such purposes as laboratories and optimal freezing of fish.

The MSU units are cooling cabinets with glass doors, fitted with an electronic thermostat with an alarm, fan assisted cooling and a screened condenser to protect medicinal packs.



TEFCOLD SE10-45

Specialty freezer for extra low temperatures.
Easy access freezer with electronic thermostat and alarm.

MEDICAL Medical Cabinets




Pharmacy
Medical
Cabinet



Lock



Thermostat with audible
and external alarm



Evaporator cover preventing
damaged medicine

MSU400 Medical Cooler

- Hinged glass door
- Electronic thermostat
- Audible alarm signal
- External alarm connection
- Adjustable shelves
- Automatic defrost
- Adjustable feet
- Fan assisted cooling
- LED interior light



Description

The MSU range of medical coolers features an electronic thermostat with an audible alarm signal as well as an external alarm connection for added security. The glass door gives a good overview of the content, while fan assisted cooling ensures an even temperature in the cabinet. The cooler comes with an evaporator cover to prevent damaged medicine. Available in two sizes.



MSU300

Medical Cooler

- Hinged glass door
- Electronic thermostat
- Audible alarm signal
- External alarm connection
- Adjustable shelves
- Automatic defrost
- Adjustable feet
- Fan assisted cooling
- LED interior light



DID YOU KNOW?

Our products are tested at the factories as well as in our own test facilities to ensure they live up to our high standards.

| | MSU300 | MSU400 |
|----------------------------|-----------------------|-----------------------|
| Door No & Type | 1 hinged glass door | 1 hinged glass door |
| Door Reversible | Yes | Yes |
| Shelves No & Type | 4 wire shelves white | 5 wire shelves white |
| Shelf Color | White | White |
| Shelf Dimensions | 498 x 405 mm | 498 x 405 mm |
| Max load on Shelves | kg/m ² 196 | 196 |
| Temperature Range | °C +2 to +10 | +2 to +10 |
| Climate Class | 4 | 4 |
| Gross / Net Weight | kg 78 / 73 | 81 / 74 |
| Gross / Net Volume | l 290 / 260 | 372 / 347 |
| Feet / Legs | 2 adjustable feet | 2 adjustable feet |
| Castors | 2 rollers | 2 rollers |
| Exterior Finish | White | White |
| Interior Finish | ABS | ABS |
| Interior Light | LED | LED |
| Lock | Yes | Yes |
| Type of Controller | Electronic with alarm | Electronic with alarm |
| Type of Cooling | Fan assisted | Fan assisted |
| Type of Defrost | Automatic | Automatic |
| Refrigerant | R600a | R600a |
| Refrigerant Charge | g 80 | 80 |
| Thermometer | Yes | Yes |
| Energy Class | D | D |
| Energy Consumption | kWh/24h 2 | 1,7 |
| Annual Energy Cons. | kWh/year 730 | 621 |
| Input Power | W 266 | 295 |
| Voltage / Frequency | V/Hz 220-240/50 | 220-240/50 |
| Noise Level | dB(A) 45 | 45 |
| Internal Dimension (WxDxH) | mm 470 x 440 x 1347 | 470 x 440 x 1555 |
| External Dimension (WxDxH) | mm 595 x 640 x 1635 | 595 x 640 x 1840 |
| Packed Dimension (WxDxH) | mm 680 x 710 x 1740 | 680 x 710 x 1940 |
| 40ft Container Load | pcs 54 | 54 |

MEDICAL Medical Freezers



Pharmacy
Medical
Cabinet

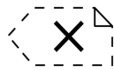


Lock



SE40-45 Medical Freezer

- Electronic thermostat with alarm
- Strong steel inner liner
- Solid lid
- Castors with brake
- 1 wire basket, white



Strong handle



Electronic thermostat

Description

The SE range is a range of low temperature horizontal freezers, operating from -45 to -5 degrees. They are fitted with an electronic thermostat with an alarm, and are ideal for such purposes as laboratories or optimal freezing of fish.



SE20-45

Medical Freezer

- Electronic thermostat with alarm
- Strong steel inner liner
- Solid lid
- Castors with brake
- 1 wire basket, white




SE30-45

Medical Freezer

- Electronic thermostat with alarm
- Strong steel inner liner
- Solid lid
- Castors with brake
- 1 wire basket, white



| | SE10-45 | SE20-45 | SE30-45 | SE40-45 |
|----------------------------|------------------------|------------------------|------------------------|------------------------|
| Lid No & Type | 1 hinged solid lid | 1 hinged solid lid | 1 hinged solid lid | 1 hinged solid lid |
| Basket No & Type | 1 Wire basket, white | 1 Wire basket, white | 1 Wire basket, white | 1 Wire basket, white |
| Max No. of Baskets | pcs 2 | 3 | 5 | 6 |
| Temperature Range | °C -45 to -5 | -45 to -5 | -45 to -5 | -45 to -5 |
| Climate Class | 3 | 3 | 3 | 3 |
| Gross / Net Weight | kg 54 / 49 | 62 / 57 | 76 / 71 | 83 / 78 |
| Gross / Net Volume | l 155 / 152 | 235 / 230 | 330 / 323 | 400 / 392 |
| Castors | 4 wheels, 2 with brake | 4 wheels, 2 with brake | 4 wheels, 2 with brake | 4 wheels, 2 with brake |
| Exterior Finish | White | White | White | White |
| Interior Finish | Powder coated steel | Powder coated steel | Powder coated steel | Powder coated steel |
| Lock | Yes | Yes | Yes | Yes |
| Type of Controller | Electronic | Electronic | Electronic | Electronic |
| Type of Cooling | Static | Static | Static | Static |
| Type of Defrost | Manual | Manual | Manual | Manual |
| Refrigerant | R290 | R290 | R290 | R290 |
| Refrigerant Charge | g 40 | 55 | 61 | 70 |
| Thermometer | Yes | Yes | Yes | Yes |
| Energy Consumption | kWh/24h 3,45 | 3,55 | 5,15 | 5,52 |
| Annual Energy Cons. | kWh/year 1259 | 1296 | 1880 | 2015 |
| Input Power | W 250 | 300 | 500 | 600 |
| Voltage / Frequency | V/Hz 220-240/50 | 220-240/50 | 220-240/50 | 220-240/50 |
| Noise Level | dB(A) 45 | 45 | 45 | 45 |
| Internal Dimension (WxDxH) | mm 570 x 440 x 705 | 820 x 440 x 705 | 1120 x 440 x 705 | 1340 x 440 x 705 |
| External Dimension (WxDxH) | mm 734 x 705 x 945 | 984 x 705 x 945 | 1284 x 705 x 945 | 1504 x 705 x 945 |
| Packed Dimension (WxDxH) | mm 850 x 710 x 1000 | 1050 x 710 x 990 | 1350 x 710 x 990 | 1580 x 710 x 1050 |
| 40ft Container Load | pcs 102 | 70 | 50 | 44 |



COLD ROOMS

Cooler Rooms - Freezer Rooms

Cold rooms are perfect as a plug-in refrigerated storage solution with quick and easy assemble. The cooling units come completely pre-mounted in a panel and does not require extra expert knowledge. There is no need for cutting when assembling.

The interchangeable modular panels even allow varies positioning of both the panel with the cooling unit and the panel with the door.

Our range of cold rooms have a low energy consumption due to the effective polyurethane insulation in the panels combined with an energy efficient cooling system.

The cold rooms can be used in both restaurants, delis, cafes etc. They are a great way to create optimal and efficient cooling space at a very affordable price. Cold rooms are a perfect and easy accessible way to store foods, dairy products and beverages.

The many different cold room sizes give a good fit in most conditions. Cold rooms are available as both cooler and freezer models. As the panels and the monoblock (cooling unit) are delivered seperately, it is also possible to purchase them seperately. Shelves are optional.



TEFCOLD CRPF2121

Our coldroom is easy to install – a plug-in solution.
When you need larger capacity for chilled or frozen storage.



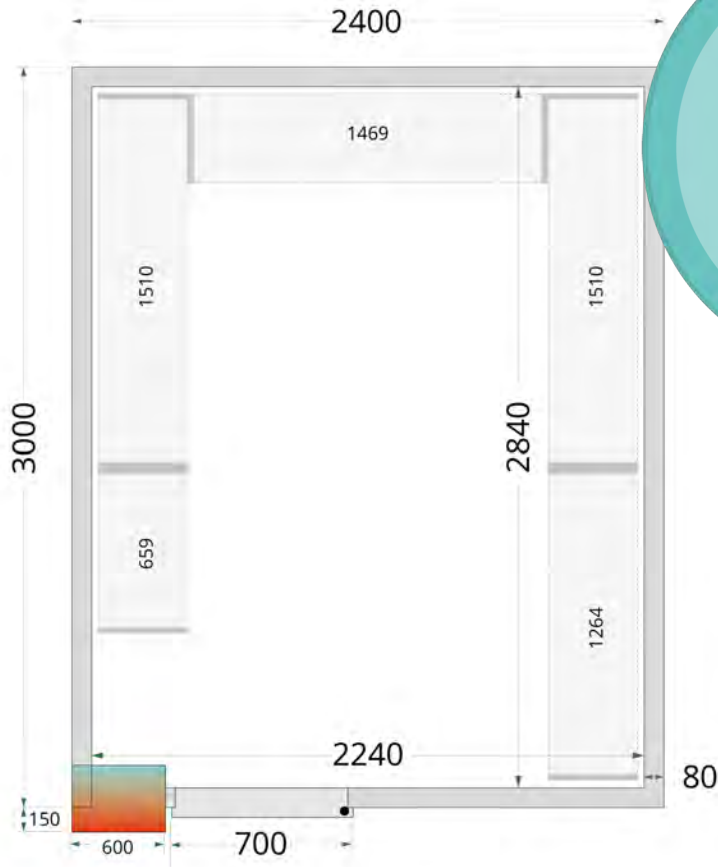
Examples of Cold Rooms



New Product



Lock



DID YOU KNOW?

The shown sizes are only examples of the cold rooms TEFCOLD offers. See a complete size guide on the following pages.

CRPF2430

Cold Room

- Plug-In - ready after assembly
- Many customisation possibilities
- Easy access to products
- Easy assembly
- Anti-slip floor in SS304 stainless steel
- 80 mm panel insulation
- Shelves available as accessory
- Ramp available as accessory for easy access



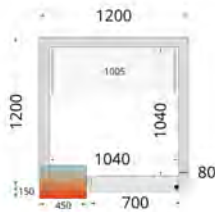
Strong handle



Lock system

Description


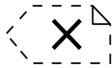
The CRPF range of cold rooms can be used in both restaurants, delis, cafes etc. They are a great way to create optimal and efficient cooling space at a very affordable price. Cold rooms are a perfect and easy accessible way to store foods, dairy products and beverages.



CRPF1212

Cold Room

- Plug-In - ready after assembly
- Many customisation possibilities
- Easy access to products
- Easy assembly
- Anti-slip floor in SS304 stainless steel
- 80 mm panel insulation
- Shelves available as accessory
- Ramp available as accessory for easy access



CRPF1521

Cold Room

- Plug-In - ready after assembly
- Many customisation possibilities
- Easy access to products
- Easy assembly
- Anti-slip floor in SS304 stainless steel
- 80 mm panel insulation
- Shelves available as accessory
- Ramp available as accessory for easy access



| | | CRPF1212 | CRPF1521 | CRPF1815 | CRPF2121 | CRPF2127 | CRPF2130 | CRPF2430 | CRPF3030 |
|----------------------------|-------------------|----------------------------------|----------------------------------|----------------------------------|----------------------------------|----------------------------------|----------------------------------|----------------------------------|----------------------------------|
| Internal Volume | m | 2,2 | 5,3 | 4,48 | 7,68 | 10,05 | 11,24 | 12,98 | 16,45 |
| Wall Thickness | mm | 80 | 80 | 80 | 80 | 80 | 80 | 80 | 80 |
| Insulation Density | kg/m | 42 | 42 | 42 | 42 | 42 | 42 | 42 | 42 |
| Door No & Type | | 1 hinged solid door W 580 H 1845 | 1 hinged solid door W 700 H 1845 | 1 hinged solid door W 700 H 1845 | 1 hinged solid door W 700 H 1845 | 1 hinged solid door W 700 H 1845 | 1 hinged solid door W 700 H 1845 | 1 hinged solid door W 700 H 1845 | 1 hinged solid door W 700 H 1845 |
| Max Load on Floor | kg/m ² | 1500 | 1500 | 1500 | 1500 | 1500 | 1500 | 1500 | 1500 |
| Temperature Range | °C | 0 to +8 | 0 to +8 | 0 to +8 | 0 to +8 | 0 to +8 | 0 to +8 | 0 to +8 | 0 to +8 |
| Climate Class | | 5 | 5 | 5 | 5 | 5 | 5 | 5 | 5 |
| Gross / Net Weight | kg | 275 / 245 | 321 / 291 | 362 / 332 | 488 / 458 | 591 / 551 | 561 / 531 | 676 / 646 | 830 / 800 |
| Gross / Net Volume | l | | | | | | | | |
| Exterior Finish | | White | White | White | White | White | White | White | White |
| Interior Finish | | White | White | White | White | White | White | White | White |
| Interior Light | | LED | LED | LED | LED | LED | LED | LED | LED |
| Lock | | Yes | Yes | Yes | Yes | Yes | Yes | Yes | Yes |
| Type of Controller | | Electronic | Electronic | Electronic | Electronic | Electronic | Electronic | Electronic | Electronic |
| Type of Cooling | | Ventilated | Ventilated | Ventilated | Ventilated | Ventilated | Ventilated | Ventilated | Ventilated |
| Type of Defrost | | Automatic, hot gas | Automatic, hot gas | Automatic, hot gas | Automatic, hot gas | Automatic, hot gas | Automatic, hot gas | Automatic, hot gas | Automatic, hot gas |
| Refrigerant | | R290 | R290 | R290 | R290 | R290 | R290 | R290 | R290 |
| Refrigerant Charge | g | 130 | 130 | 130 | 150 | 170 | 170 | 170 | 200 |
| Thermometer | | Yes | Yes | Yes | Yes | Yes | Yes | Yes | Yes |
| Energy Consumption | kWh/24h | 17,93 | 18,72 | 17,93 | 21,12 | 23,4 | 23,4 | 23,4 | 25,92 |
| Annual Energy Cons. | kWh/year | 6545 | 6833 | 6545 | 7709 | 8541 | 8541 | 8541 | 9461 |
| Input Power | W | 830 | 860 | 830 | 905 | 910 | 910 | 910 | 960 |
| Voltage / Frequency | V/Hz | 220-240/50 | 220-240/50 | 220-240/50 | 220-240/50 | 220-240/50 | 220-240/50 | 220-240/50 | 220-240/50 |
| Internal Dimension (WxDxH) | mm | 1040 x 1040 x 2040 | 1340 x 1940 x 2040 | 1640 x 1340 x 2040 | 1940 x 1940 x 2040 | 1940 x 2540 x 2040 | 1940 x 2840 x 2040 | 2240 x 2840 x 2040 | 2840 x 2840 x 2040 |
| External Dimension (WxDxH) | mm | 1200 x 1200 x 2200 | 1500 x 2100 x 2200 | 1800 x 1500 x 2200 | 2100 x 2100 x 2200 | 2100 x 2700 x 2200 | 2100 x 3000 x 2200 | 2400 x 3000 x 2200 | 3000 x 3000 x 2200 |
| Packed Dimension (WxDxH) | mm | 2000 x 1300 x 2400 | 2200 x 1300 x 2400 | 2200 x 1300 x 2400 | 2200 x 1600 x 2400 | 2200 x 1900 x 2400 | 2200 x 1900 x 2400 | 2500 x 1900 x 2400 | 2500 x 1900 x 2400 |
| 40ft Container Load | pcs | 14 | 14 | 14 | 12 | 10 | 10 | 8 | 7 |



Overview of Cold Rooms

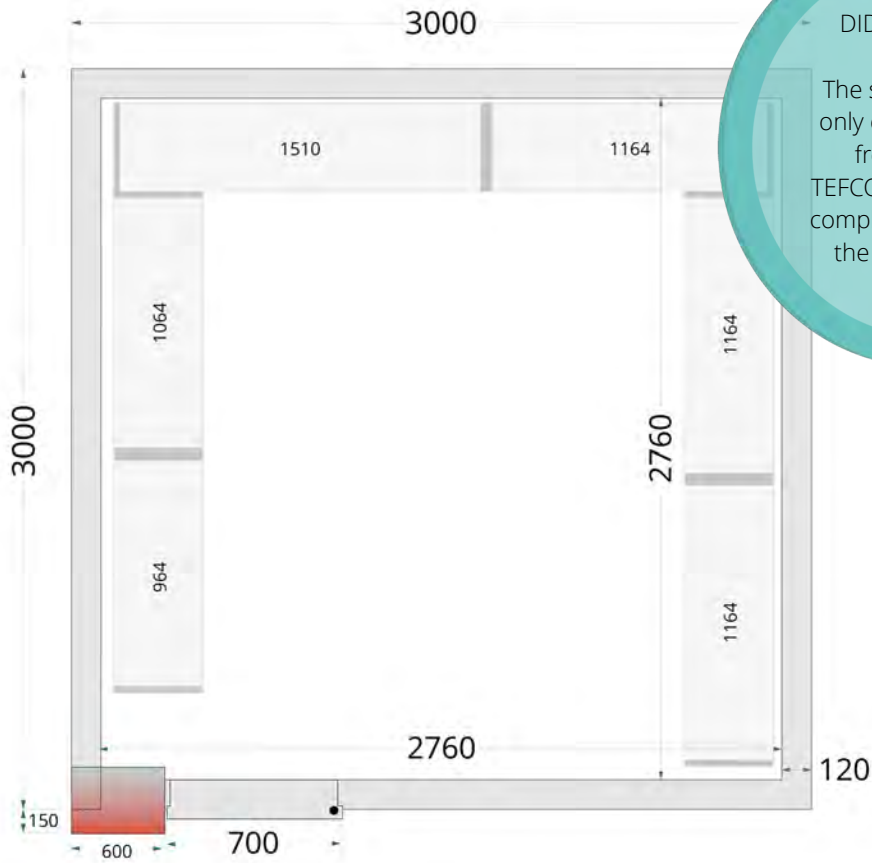

| | 120 | 150 | 180 | 210 | 240 | 270 | 300 |
|-----|-----|-----|-----|-----|-----|-----|-----|
| 120 | | | | | | | |
| 150 | | | | | | | |
| 180 | | | | | | | |
| 210 | | | | | | | |
| 240 | | | | | | | |
| 270 | | | | | | | |
| 300 | | | | | | | |



Overview of Freezer Rooms

| | 120 | 150 | 180 | 210 | 240 | 270 | 300 |
|-----|-----|-----|-----|-----|-----|-----|-----|
| 120 | | | | | | | |
| 150 | | | | | | | |
| 180 | | | | | | | |
| 210 | | | | | | | |
| 240 | | | | | | | |
| 270 | | | | | | | |
| 300 | | | | | | | |

Examples of Freezer Rooms



DID YOU KNOW?

The shown sizes are only examples of the freezer rooms TEFCOLD offers. See a complete size guide on the previous page.

CRNF3030

Freezer room

- Plug-In - ready after assembly
- Many customisation possibilities
- Easy access to products
- Freezing unit
- Easy assembly
- 120 mm panel insulation
- Anti-slip floor in SS304 stainless steel
- Alarm kit as accessory
- Shelves available as accessory
- Ramp available as accessory for easy access




Strong handle



Lock system

Description

The CRNF range of freezer rooms can be used in both restaurants, delis, cafes, retail stores etc. They are a great way to create optimal and efficient freezing space at a very affordable price. The modular panel rooms are easy to assemble and come in many different sizes, so you can get a perfect fit for your business. Also available in a cooler version.



CRNF1827

Freezer room

- Plug-In - ready after assembly
- Many customisation possibilities
- Easy access to products
- Freezing unit
- Easy assembly
- 120 mm panel insulation
- Anti-slip floor in SS304 stainless steel
- Alarm kit as accessory
- Shelves available as accessory
- Ramp available as accessory for easy access




CRNF1212

Freezer room

- Plug-In - ready after assembly
- Many customisation possibilities
- Easy access to products
- Freezing unit
- Easy assembly
- 120 mm panel insulation
- Anti-slip floor in SS304 stainless steel
- Alarm kit as accessory
- Shelves available as accessory
- Ramp available as accessory for easy access



| | | CRNF1212 | CRNF1221 | CRNF1521 | CRNF1827 | CRNF2127 | CRNF2130 | CRNF2430 | CRNF3030 |
|----------------------------|-------------------|----------------------------------|----------------------------------|----------------------------------|----------------------------------|----------------------------------|----------------------------------|----------------------------------|----------------------------------|
| Internal Volume | m | 1,81 | 3,5 | 4,59 | 7,52 | 8,97 | 10,06 | 11,68 | 14,93 |
| Wall Thickness | mm | 120 | 120 | 120 | 120 | 120 | 120 | 120 | 120 |
| Insulation Density | kg/m | 42 | 42 | 42 | 42 | 42 | 42 | 42 | 42 |
| Door No & Type | | 1 hinged solid door W 580 H 1765 | 1 hinged solid door W 580 H 1765 | 1 hinged solid door W 700 H 1765 | 1 hinged solid door W 700 H 1765 | 1 hinged solid door W 700 H 1765 | 1 hinged solid door W 700 H 1765 | 1 hinged solid door W 700 H 1765 | 1 hinged solid door W 700 H 1765 |
| Max Load on Floor | kg/m ² | 2000 | 2000 | 2000 | 2000 | 2000 | 2000 | 2000 | 2000 |
| Temperature Range | °C | -20 to -10 | -20 to -10 | -20 to -10 | -20 to -10 | -20 to -10 | -20 to -10 | -20 to -10 | -20 to -10 |
| Climate Class | | 5 | 5 | 5 | 5 | 5 | 5 | 5 | 5 |
| Gross / Net Weight | kg | 310 / 280 | 430 / 400 | 368 / 338 | 685 / 655 | 750 / 720 | 760 / 730 | 825 / 795 | 865 / 835 |
| Gross / Net Volume | l | | | | | | | | |
| Exterior Finish | | White | White | White | White | White | White | White | White |
| Interior Finish | | White | White | White | White | White | White | White | White |
| Interior Light | | LED | LED | LED | LED | LED | LED | LED | LED |
| Lock | | Yes | Yes | Yes | Yes | Yes | Yes | Yes | Yes |
| Type of Controller | | Electronic | Electronic | Electronic | Electronic | Electronic | Electronic | Electronic | Electronic |
| Type of Cooling | | Ventilated | Ventilated | Ventilated | Ventilated | Ventilated | Ventilated | Ventilated | Ventilated |
| Type of Defrost | | Automatic, hot gas | Automatic, hot gas | Automatic, hot gas | Automatic, hot gas | Automatic, hot gas | Automatic, hot gas | Automatic, hot gas | Automatic, hot gas |
| Refrigerant | | R290 | R290 | R290 | R290 | R290 | R290 | R290 | R290 |
| Refrigerant Charge | g | 150 | 150 | 150 | 150 | 200 | 200 | 200 | 200 |
| Thermometer | | Yes | Yes | Yes | Yes | Yes | Yes | Yes | Yes |
| Energy Consumption | kWh/24h | 22,49 | 22,49 | 22,49 | 27,02 | 29,52 | 31,78 | 31,78 | 31,78 |
| Annual Energy Cons. | kWh/year | 8208 | 8208 | 8208 | 9864 | 10775 | 11598 | 11598 | 11598 |
| Input Power | W | 1100 | 1100 | 1100 | 1510 | 1394,73 | 1630 | 1630 | 1630 |
| Voltage / Frequency | V/Hz | 220-240/50 | 220-240/50 | 220-240/50 | 220-240/50 | 220-240/50 | 220-240/50 | 220-240/50 | 220-240/50 |
| Internal Dimension (WxDxH) | mm | 960 x 960 x 1960 | 960 x 1860 x 1960 | 1260 x 1860 x 1960 | 1560 x 2460 x 1960 | 1860 x 2460 x 1960 | 1860 x 2760 x 1960 | 2160 x 2760 x 1960 | 2760 x 2760 x 1960 |
| External Dimension (WxDxH) | mm | 1200 x 1200 x 2200 | 1200 x 2100 x 2200 | 1500 x 2100 x 2200 | 1800 x 2700 x 2200 | 2100 x 2700 x 2200 | 2100 x 3000 x 2200 | 2400 x 3000 x 2200 | 3000 x 3000 x 2200 |
| Packed Dimension (WxDxH) | mm | 2000 x 1350 x 2400 | 2200 x 1320 x 2400 | 2200 x 1600 x 2400 | 2000 x 1900 x 2400 | 2150 x 2750 x 2400 | 2200 x 1900 x 2400 | 2500 x 1600 x 2400 | 2800 x 1600 x 2400 |
| 40ft Container Load | pcs | 14 | 14 | 10 | 6 | 6 | 6 | 4 | 3 |



COUNTERS

Counter Coolers - Counter Freezers - Saladettes - Sandwich Counters -
Pizza Counters - Topping Units

TEFCOLD counters are used in professional kitchens, often in the HORECA sector. They are made of high quality SS304 stainless steel, and come with 1, 2, 3 or 4 sections.

All units fit with the measurements of GN canteens and have optimised airflow to ensure the best possible uniform cooling in any GN canteen.

There is a variety of different sizes and types, ranging from standard Gastronorm units to saladettes with cooling tubs, or pizza counters with vitrine coolers.

TEFCOLD vitrine coolers - also called topping units - are used with pizza counters or separately.

In common with the counters, the vitrine coolers come in high quality SS304 stainless steel and in a range of sizes, from 1200 mm to 2000 mm long. They come either with a steel or glass top, so that toppings can be visible yet protected.

Some counters have drawers instead of doors. Please ask if required.



TEFCOLD CK7210

Counter in stainless steel with cooling storage with doors or drawers. Perfect for food preparation and storage in food service industry.

CK Counter Coolers with Splashback



CK7410

Counter Cooler GN1/1

- New design
- Stainless steel
- Ventilated cooling
- Automatic defrost
- Self-closing doors
- Removeable table top with splashback
- Adjustable legs

C



GN1/1 shelves



Drawers available as separate kit

Description

The CK range of counter coolers in SS304 stainless steel is made for professional kitchens and therefore has GN1/1 dimensions. The counters are available in several sizes and you can choose between solid doors, glass doors, or drawers. You furthermore have the choice between models with a removable tabletop with or without a splashback. They all have ventilated cooling to ensure an even and steady temperature.



CK7240

Counter Cooler GN1/1

- New design
- Stainless steel
- Automatic defrost
- Removeable table top with splashback
- Adjustable legs
- GN1/1 Drawers
- Ventilated cooling

B



CK7310

Counter Cooler GN1/1

- New design
- Stainless steel
- Automatic defrost
- Self-closing doors
- Removeable table top with splashback
- Adjustable legs
- Ventilated cooling

B

| | CK7210 | CK7240 | CK7310 | CK7360 | CK7410 | |
|----------------------------|-----------------------------|-------------------|-----------------------------|-------------------|-----------------------------|-------------------|
| Door No & Type | 2 hinged self-closing doors | | 3 hinged self-closing doors | | 4 hinged self-closing doors | |
| Shelves No & Type | 2 wire shelves white | - | 3 wire shelves white | - | 4 wire shelves white | |
| Shelf Dimensions | GN1/1 | - | GN1/1 | - | GN1/1 | |
| Shelf Color | White | White | White | White | White | |
| Drawers | pcs | 4 GN1/1 drawers | 0 | 6 GN1/1 drawers | 0 | |
| Temperature Range | °C | -2 to +10 | -2 to +10 | -2 to +10 | -2 to +10 | |
| Climate Class | | 4 | 4 | 4 | 4 | |
| Gross / Net Weight | kg | 122 / 112 | 122 / 112 | 162 / 152 | 184 / 174 | |
| Gross / Net Volume | l | 282 / 272 | 282 / 272 | 417 / 402 | 553 / 533 | |
| Feet / Legs | | 4 adjustable legs | 4 adjustable legs | 4 adjustable feet | 6 adjustable legs | |
| Exterior Finish | | SS304 | SS304 | SS304 | SS304 | |
| Interior Finish | | SS304 | SS304 | SS304 | SS304 | |
| Type of Controller | | Electronic | Electronic | Electronic | Electronic | |
| Type of Cooling | | Ventilated | Ventilated | Ventilated | Ventilated | |
| Type of Defrost | | Automatic | Automatic | Automatic | Automatic | |
| Refrigerant | | R600a | R600a | R600a | R600a | |
| Refrigerant Charge | g | 95 | 95 | 95 | 95 | |
| Thermometer | | Yes | Yes | Yes | Yes | |
| Energy Class | | B | B | B | C | |
| Energy Consumption | kWh/24h | 1,98 | 1,98 | 2,45 | 3,96 | |
| Annual Energy Cons. | kWh/year | 723 | 723 | 894 | 1445 | |
| Input Power | W | 300 | 300 | 300 | 300 | |
| Voltage / Frequency | V/Hz | 220-240/50 | 220-240/50 | 220-240/50 | 220-240/50 | |
| Noise Level | dB(A) | 42 | 42 | 42 | 42 | |
| Internal Dimension (WxDxH) | mm | 902 x 530 x 589 | 902 x 530 x 589 | 1337 x 530 x 589 | 1337 x 530 x 589 | 1772 x 530 x 589 |
| External Dimension (WxDxH) | mm | 1360 x 700 x 980 | 1360 x 700 x 980 | 1795 x 700 x 980 | 1795 x 700 x 980 | 2230 x 700 x 980 |
| Packed Dimension (WxDxH) | mm | 1405 x 750 x 1010 | 1405 x 750 x 920 | 1830 x 750 x 1010 | 1830 x 750 x 920 | 2260 x 750 x 1010 |
| 40ft Container Load | pcs | 48 | 48 | 38 | 38 | 32 |

CK Counter Coolers without Splashback



CK7210/-SP

Counter Cooler GN1/1

- New design
- Stainless steel
- Ventilated cooling
- Automatic defrost
- Self-closing doors
- Removeable table top without splashback
- Adjustable legs

B



GN1/1 shelves



Drawers available as separate kit

Description

The CK range of counter coolers in SS304 stainless steel is made for professional kitchens and therefore has GN1/1 dimensions. The counters are available in several sizes and you can choose between solid doors, glass doors, or drawers. You furthermore have the choice between models with a removable tabletop with or without a splashback. They all have ventilated cooling to ensure an even and steady temperature.



CK7310/-SP

Counter Cooler GN1/1

- New design
- Stainless steel
- Automatic defrost
- Self-closing doors
- Removeable table top without splashback
- Adjustable legs
- Ventilated cooling

B



CK7410/-SP

Counter Cooler GN1/1

- New design
- Stainless steel
- Ventilated cooling
- Automatic defrost
- Self-closing doors
- Removeable table top without splashback
- Adjustable legs

C

| | | CK7210/-SP | CK7310/-SP | CK7410/-SP |
|----------------------------|----------|-----------------------------|-----------------------------|-----------------------------|
| Door No & Type | | 2 hinged self-closing doors | 3 hinged self-closing doors | 4 hinged self-closing doors |
| Shelves No & Type | | 2 wire shelves white | 3 wire shelves white | 4 wire shelves white |
| Shelf Dimensions | | GN1/1 | GN1/1 | GN1/1 |
| Shelf Color | | White | White | White |
| Temperature Range | °C | -2 to +10 | -2 to +10 | -2 to +10 |
| Climate Class | | 4 | 4 | 4 |
| Gross / Net Weight | kg | 122 / 112 | 162 / 152 | 184 / 174 |
| Gross / Net Volume | l | 282 / 272 | 417 / 402 | 553 / 533 |
| Feet / Legs | | 4 adjustable legs | 4 adjustable feet | 6 adjustable legs |
| Exterior Finish | | SS304 | SS304 | SS304 |
| Interior Finish | | SS304 | SS304 | SS304 |
| Type of Controller | | Electronic | Electronic | Electronic |
| Type of Cooling | | Ventilated | Ventilated | Ventilated |
| Type of Defrost | | Automatic | Automatic | Automatic |
| Refrigerant | | R600a | R600a | R600a |
| Refrigerant Charge | g | 95 | 95 | 95 |
| Thermometer | | Yes | Yes | Yes |
| Energy Class | | B | B | C |
| Energy Consumption | kWh/24h | 1,98 | 2,45 | 3,96 |
| Annual Energy Cons. | kWh/year | 723 | 894 | 1445 |
| Input Power | W | 300 | 300 | 300 |
| Voltage / Frequency | V/Hz | 220-240/50 | 220-240/50 | 220-240/50 |
| Noise Level | dB(A) | 42 | 42 | 42 |
| Internal Dimension (WxDxH) | mm | 902 x 530 x 589 | 1337 x 530 x 589 | 1772 x 530 x 589 |
| External Dimension (WxDxH) | mm | 1360 x 700 x 880 | 1795 x 700 x 880 | 2230 x 700 x 880 |
| Packed Dimension (WxDxH) | mm | 1405 x 750 x 920 | 1830 x 750 x 920 | 2260 x 750 x 920 |
| 40ft Container Load | pcs | 48 | 38 | 32 |

CF Counter Freezers

**CF7410**

Counter Freezer GN1/1

- New design
- Stainless steel
- Ventilated cooling
- Automatic defrost
- Self-closing doors
- Removeable table top with splashback
- Adjustable legs

D



GN1/1 shelves



Available without splash back

Description

The CF range of counter freezers in SS304 stainless steel is made for professional kitchens and therefore has GN1/1 dimensions. The counters are available in several sizes from 2-4 doors. You can choose between models with a removable tabletop with or without a splashback. They all have ventilated cooling to ensure an even and steady temperature.



CF7310

Counter Freezer GN1/1

- New design
- Stainless steel
- Ventilated cooling
- Automatic defrost
- Self-closing doors
- Removeable table top with splashback
- Adjustable legs

D



CF7210/-SP

Counter Freezer GN1/1

- New design
- Stainless steel
- Automatic defrost
- Self-closing doors
- Adjustable legs
- Ventilated cooling

D

| | | CF7210 | CF7210/-SP | CF7310 | CF7410 |
|----------------------------|----------|-----------------------------|-----------------------------|-----------------------------|-----------------------------|
| Door No & Type | | 2 hinged self-closing doors | 2 hinged self-closing doors | 3 hinged self-closing doors | 4 hinged self-closing doors |
| Shelves No & Type | | 2 wire shelves white | 2 wire shelves white | 3 wire shelves white | 4 wire shelves white |
| Shelf Dimensions | | GN1/1 | GN1/1 | GN1/1 | GN1/1 |
| Shelf Color | | White | White | White | White |
| Temperature Range | °C | -20 to -10 | -20 to -10 | -20 to -10 | -20 to -10 |
| Climate Class | | 4 | 4 | 4 | 4 |
| Gross / Net Weight | kg | 118 / 103 | 118 / 103 | 162 / 152 | 199 / 189 |
| Gross / Net Volume | l | 282 / 272 | 282 / 272 | 417 / 402 | 553 / 533 |
| Feet / Legs | | 4 adjustable legs | 4 adjustable legs | 4 adjustable legs | 6 adjustable legs |
| Exterior Finish | | SS304 | SS304 | SS304 | SS304 |
| Interior Finish | | SS304 | SS304 | SS304 | SS304 |
| Type of Controller | | Electronic | Electronic | Electronic | Electronic |
| Type of Cooling | | Ventilated | Ventilated | Ventilated | Ventilated |
| Type of Defrost | | Automatic | Automatic | Automatic | Automatic |
| Refrigerant | | R290 | R290 | R290 | R290 |
| Refrigerant Charge | g | 90 | 90 | 90 | 230 |
| Thermometer | | Yes | Yes | Yes | Yes |
| Energy Class | | D | D | D | D |
| Energy Consumption | kWh/24h | 6,95 | 6,95 | 8,76 | 10,26 |
| Annual Energy Cons. | kWh/year | 2537 | 2537 | 3197 | 3745 |
| Input Power | W | 470 | 470 | 570 | 660 |
| Voltage / Frequency | V/Hz | 220-240/50 | 220-240/50 | 220-240/50 | 220-240/50 |
| Noise Level | dB(A) | 42 | 42 | 42 | 42 |
| Internal Dimension (WxDxH) | mm | 902 x 530 x 589 | 902 x 530 x 589 | 1337 x 530 x 589 | 1772 x 530 x 589 |
| External Dimension (WxDxH) | mm | 1360 x 700 x 980 | 1360 x 700 x 880 | 1795 x 700 x 980 | 2230 x 700 x 980 |
| Packed Dimension (WxDxH) | mm | 1405 x 750 x 1010 | 1405 x 750 x 920 | 1830 x 750 x 1010 | 2260 x 750 x 1010 |
| 40ft Container Load | pcs | 48 | 48 | 38 | 32 |

SK Snack Counter Cooler



SK6410

Snack Counter Cooler

- New design
- Stainless steel
- Ventilated cooling
- Automatic defrost
- Self-closing doors
- Removeable table top
- Adjustable legs

C



Easy access to clean dust filter



Drawers available as separate kit

Description

The SK range of snack counter coolers is made in SS304 stainless steel. The term 'snack' is used for gastro products, which do not have gastronorm dimensions. The snack counters have a depth of only 600 mm which makes them ideal for kitchens with limited space. Available in several sizes from 2-4 doors and in models with a removable tabletop with or without a splashback. They all have ventilated cooling to ensure an even and steady temperature. Also available in a freezer option (SK-BT range)



SK6210

Snack Counter Cooler

- Stainless steel 304
- Ventilated cooling
- Automatic defrost
- Self-closing doors
- Removeable table top
- Adjustable legs
- Castors optional

B



SK6310/+SP

Snack Counter Cooler

- New design
- Stainless steel
- Ventilated cooling
- Automatic defrost
- Self-closing doors
- Removeable table top with splashback
- Adjustable legs

B

| | SK6210 | SK6310 | SK6310/+SP | SK6410 | SK6410/+SP |
|----------------------------|-----------------------------|-----------------------------|-----------------------------|-----------------------------|-----------------------------|
| Door No & Type | 2 hinged self-closing doors | 3 hinged self-closing doors | 3 hinged self-closing doors | 4 hinged self-closing doors | 4 hinged self-closing doors |
| Shelves No & Type | 2 wire shelves white | 3 wire shelves white | 3 wire shelves white | 4 wire shelves white | 4 wire shelves white |
| Shelf Dimensions | 328 x 430 mm | 328 x 430 mm | 328 x 430 mm | 328 x 430 mm | 328 x 430 mm |
| Shelf Color | White | White | White | White | White |
| Temperature Range | °C -2 to +10 | -2 to +10 | -2 to +10 | -2 to +10 | -2 to +10 |
| Climate Class | 4 | 4 | 4 | 4 | 4 |
| Gross / Net Weight | kg 104 / 94 | 130 / 120 | 130 / 120 | 154 / 144 | 154 / 144 |
| Gross / Net Volume | l 240 / 230 | 360 / 345 | 360 / 345 | 480 / 460 | 480 / 460 |
| Feet / Legs | 4 adjustable legs | 4 adjustable legs | 4 adjustable legs | 6 adjustable legs | 6 adjustable legs |
| Exterior Finish | SS304 | SS304 | SS304 | SS304 | SS304 |
| Interior Finish | SS304 | SS304 | SS304 | SS304 | SS304 |
| Type of Controller | Electronic | Electronic | Electronic | Electronic | Electronic |
| Type of Cooling | Ventilated | Ventilated | Ventilated | Ventilated | Ventilated |
| Type of Defrost | Automatic | Automatic | Automatic | Automatic | Automatic |
| Refrigerant | R600a | R600a | R600a | R600a | R600a |
| Refrigerant Charge | g 95 | 95 | 95 | 95 | 95 |
| Thermometer | Yes | Yes | Yes | Yes | Yes |
| Energy Class | B | B | B | C | C |
| Energy Consumption | kWh/24h 1,96 | 2,25 | 2,25 | 3,83 | 3,83 |
| Annual Energy Cons. | kWh/year 715 | 821 | 821 | 1398 | 1398 |
| Input Power | W 300 | 300 | 300 | 300 | 300 |
| Voltage / Frequency | V/Hz 220-240/50 | 220-240/50 | 220-240/50 | 220-240/50 | 220-240/50 |
| Noise Level | dB(A) 42 | 42 | 42 | 42 | 42 |
| Internal Dimension (WxDxH) | mm 902 x 430 x 589 | 1337 x 430 x 589 | 1337 x 430 x 589 | 1772 x 430 x 589 | 1772 x 430 x 589 |
| External Dimension (WxDxH) | mm 1360 x 600 x 880 | 1795 x 600 x 880 | 1795 x 600 x 925 | 2230 x 600 x 880 | 2230 x 600 x 925 |
| Packed Dimension (WxDxH) | mm 1400 x 640 x 920 | 1830 x 640 x 920 | 1830 x 640 x 1020 | 2250 x 640 x 920 | 2250 x 640 x 1020 |
| 40ft Container Load | pcs 52 | 38 | 38 | 36 | 36 |



SA910BT

Saladette Freezer Counter GN1/1

- Freezing unit
- Stainless steel
- Digital controller and temperature display
- Adjustable feet
- Fan assisted cooling



GN1/1 shelves



Wheels or adjustable legs as option

Description

The SA saladette freezer counter is made in SS304 stainless steel and has a temperature range from -20 to -10 degrees. It comes with two cupboards with GN1/1 dimensions, including 2 GN1/1 wire shelves. Perfect for professional kitchens.



SA912

Saladette Counter GN1/1

- Stainless steel
- Automatic defrost
- Adjustable feet
- Fan assisted cooling

C



SA914

Saladette Counter GN1/1

- Stainless steel
- Automatic defrost
- Drawer(s)
- Adjustable feet
- Fan assisted cooling

C

| | SA910 | SA910BT | SA912 | SA914 |
|----------------------------|-----------------------|----------------------|----------------------|-------------------|
| Door No & Type | 2 hinged solid doors | 2 hinged solid doors | 1 hinged solid door | - |
| Shelves No & Type | 2 wire shelves white | 2 wire shelves white | 1 wire shelves white | - |
| Shelf Dimensions | GN1/1 | GN1/1 | GN1/1 | - |
| Shelf Color | White | White | White | - |
| Max load on Shelves | kg/m ² 110 | | | |
| Drawers | pcs 0 | 0 | 2 GN1/1 drawers | 4 GN1/1 drawers |
| Temperature Range | °C +2 to +10 | -20 to -10 | +2 to +10 | +2 to +10 |
| Climate Class | 4 | 4 | 4 | 4 |
| Gross / Net Weight | kg 80 / 70 | 96 / 86 | 80 / 70 | 80 / 70 |
| Gross / Net Volume | l 260 / 230 | 260 / 230 | 260 / 230 | 260 / 230 |
| Feet / Legs | 4 adjustable feet | 4 adjustable feet | 4 adjustable feet | 4 adjustable feet |
| Exterior Finish | SS304 | SS304 | SS304 | SS304 |
| Interior Finish | SS304 | SS304 | SS304 | SS304 |
| Type of Controller | Electronic | Electronic | Electronic | Electronic |
| Type of Cooling | Fan assisted | Fan assisted | Fan assisted | Fan assisted |
| Type of Defrost | Automatic | Manual | Automatic | Automatic |
| Refrigerant | R600a | R290 | R600a | R600a |
| Refrigerant Charge | g 68 | 90 | 68 | 68 |
| Thermometer | Yes | Yes | Yes | Yes |
| Energy Class | C | E | C | C |
| Energy Consumption | kWh/24h 3,12 | 6,95 | 2,81 | 2,85 |
| Annual Energy Cons. | kWh/year 1139 | 2537 | 1026 | 1040 |
| Input Power | W 155 | 280 | 155 | 155 |
| Voltage / Frequency | V/Hz 220-240/50 | 220-240/50 | 220-240/50 | 220-240/50 |
| Noise Level | dB(A) 42 | 42 | 42 | 42 |
| Internal Dimension (WxDxH) | mm 830 x 515 x 500 | 830 x 515 x 500 | 830 x 515 x 500 | 830 x 515 x 500 |
| External Dimension (WxDxH) | mm 900 x 700 x 877 | 943 x 700 x 877 | 900 x 700 x 877 | 900 x 700 x 877 |
| Packed Dimension (WxDxH) | mm 980 x 770 x 1040 | 980 x 770 x 1040 | 980 x 770 x 1040 | 980 x 770 x 1040 |
| 40ft Container Load | pcs 72 | 72 | 72 | 72 |



SA1365 S/S
Saladette Counter GN1/1

- Stainless steel
- Digital controller and temperature display
- Automatic defrost
- Adjustable feet
- Fan assisted cooling



GN1/1 shelves



GN1/1 drawers

Description

The SA range of saladette counters is perfect for busy kitchen environments with GN1/1 gastronorm dimensioned cupboards and adjustable shelves. If preferred, it is also possible to install gastronorm drawers. The counters are available in various sizes, with a countertop or an open top suitable for GN pans.



SA1365

Saladette Counter GN1/1

- Stainless steel
- Open top for GN pans
- Automatic defrost
- Adjustable feet
- Fan assisted cooling



SA920

Saladette Counter GN1/1

- Stainless steel
- Open top for GN pans
- Digital controller and temperature display
- Automatic defrost
- Adjustable feet
- Fan assisted cooling



| | SA1045 | SA1365 | SA1365 S/S | SA920 |
|----------------------------|-----------------------|----------------------|----------------------|----------------------|
| Door No & Type | 2 hinged solid doors | 3 hinged solid doors | 3 hinged solid doors | 2 hinged solid doors |
| Shelves No & Type | 2 wire shelves white | 3 wire shelves white | 3 wire shelves white | 2 wire shelves white |
| Shelf Dimensions | GN1/1 | GN1/1 | GN1/1 | GN1/1 |
| Shelf Color | White | White | White | White |
| Max load on Shelves | kg/m ² 110 | 110 | 110 | 110 |
| Temperature Range | °C +2 to +10 | +2 to +10 | +2 to +10 | +2 to +10 |
| Climate Class | 4 | 4 | 4 | 4 |
| Gross / Net Weight | kg 85 / 75 | 120 / 110 | 120 / 110 | 80 / 70 |
| Gross / Net Volume | l 270 / 240 | 400 / 368 | 400 / 368 | 260 / 230 |
| Feet / Legs | 4 adjustable feet | 4 adjustable feet | 4 adjustable feet | 4 adjustable feet |
| Exterior Finish | SS304 | SS304 | SS304 | SS304 |
| Interior Finish | SS304 | SS304 | SS304 | SS304 |
| Type of Controller | Electronic | Electronic | Electronic | Electronic |
| Type of Cooling | Fan assisted | Fan assisted | Fan assisted | Fan assisted |
| Type of Defrost | Automatic | Automatic | Automatic | Automatic |
| Refrigerant | R600a | R600a | R600a | R600a |
| Refrigerant Charge | g 68 | 110 | 110 | 68 |
| Thermometer | Yes | Yes | Yes | Yes |
| Energy Class | | | C | |
| Energy Consumption | kWh/24h 2,5 | 3,15 | 3,15 | 2,1 |
| Annual Energy Cons. | kWh/year 913 | 1150 | 1150 | 767 |
| Input Power | W 175 | 235 | 235 | 155 |
| Voltage / Frequency | V/Hz 220-240/50 | 220-240/50 | 220-240/50 | 220-240/50 |
| Noise Level | dB(A) 42 | 42 | 42 | 42 |
| Internal Dimension (WxDxH) | mm 975 x 515 x 500 | 1295 x 515 x 500 | 1295 x 515 x 500 | 830 x 515 x 500 |
| External Dimension (WxDxH) | mm 1045 x 700 x 877 | 1365 x 700 x 877 | 1365 x 700 x 877 | 900 x 700 x 877 |
| Packed Dimension (WxDxH) | mm 1120 x 770 x 1040 | 1440 x 770 x 1040 | 1440 x 770 x 1040 | 980 x 770 x 1040 |
| 40ft Container Load | pcs 72 | 48 | 48 | 72 |

SS Sandwich Preparation Counters



SS8300

Sandwich Preparation Counter

- New design
- Stainless steel
- Cooling well for GN1/3 pans
- Ventilated cooling
- Optimized airflow for stable temperature
- Automatic defrost
- Self-closing doors
- Adjustable legs



GN1/3 cooling well



Electronic thermostat

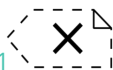
Description

The SS range of sandwich preparation counters is made in SS304 stainless steel and is a great choice for professional kitchens. Here you have everything you need within reach. The cooling well is suitable for GN pans and the cabinets provide easy access for refill. The counters are available in several sizes with 2 or 3 doors.



SS7200

Sandwich Preparation Counter GN1/1



- New design
- Stainless steel
- Cooling well for GN1/3 pans
- Ventilated cooling
- Optimized airflow for stable temperature
- Automatic defrost
- Self-closing doors
- Adjustable legs



SS7300

Sandwich Preparation Counter GN1/1



- New design
- Stainless steel
- Cooling well for GN1/3 pans
- Ventilated cooling
- Optimized airflow for stable temperature
- Automatic defrost
- Self-closing doors
- Adjustable legs

| | | SS7200 | SS7300 | SS8200 | SS8300 |
|----------------------------|----------|-----------------------------|-----------------------------|-----------------------------|-----------------------------|
| Door No & Type | | 2 hinged self-closing doors | 3 hinged self-closing doors | 2 hinged self-closing doors | 3 hinged self-closing doors |
| Shelves No & Type | | 2 wire shelves white | 3 wire shelves white | 2 wire shelves white | 3 wire shelves white |
| Shelf Dimensions | | GN1/1 | GN1/1 | 400 x 600 mm | 400 x 600 mm |
| Shelf Color | | White | White | White | White |
| Temperature Range | °C | +2 to +10 | +2 to +10 | +2 to +10 | +2 to +10 |
| Climate Class | | 4 | 4 | 4 | 4 |
| Gross / Net Weight | kg | 140 / 130 | 173 / 163 | 163 / 153 | 201 / 191 |
| Gross / Net Volume | l | 320 / 297 | 429 / 407 | 362 / 337 | 520 / 497 |
| Feet / Legs | | 4 adjustable legs | 4 adjustable legs | 4 adjustable legs | 6 adjustable legs |
| Exterior Finish | | SS304 | SS304 | SS304 | SS304 |
| Interior Finish | | SS304 | SS304 | SS304 | SS304 |
| Type of Controller | | Electronic | Electronic | Electronic | Electronic |
| Type of Cooling | | Ventilated | Ventilated | Ventilated | Ventilated |
| Type of Defrost | | Automatic | Automatic | Automatic | Automatic |
| Refrigerant | | R290 | R290 | R290 | R290 |
| Refrigerant Charge | g | 95 | 95 | 95 | 95 |
| Thermometer | | Yes | Yes | Yes | Yes |
| Energy Consumption | kWh/24h | 2,7 | 2,8 | 2,8 | 3,2 |
| Annual Energy Cons. | kWh/year | 986 | 1022 | 1022 | 1168 |
| Input Power | W | 300 | 300 | 300 | 300 |
| Voltage / Frequency | V/Hz | 220-240/50 | 220-240/50 | 220-240/50 | 220-240/50 |
| Noise Level | dB(A) | 42 | 42 | 42 | 42 |
| Internal Dimension (WxDxH) | mm | 902 x 530 x 589 | 1337 x 530 x 589 | 1052 x 630 x 589 | 1562 x 630 x 589 |
| External Dimension (WxDxH) | mm | 1360 x 715 x 1080 | 1795 x 715 x 1080 | 1510 x 800 x 1080 | 2020 x 800 x 1080 |
| Packed Dimension (WxDxH) | mm | 1405 x 750 x 1010 | 1830 x 750 x 1010 | 1550 x 840 x 1150 | 2050 x 840 x 1150 |
| 40ft Container Load | pcs | 48 | 38 | 30 | 28 |

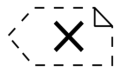
SS Sandwich Preparation Counters



SS1435

Sandwich Preparation Counter GN1/1

- Stainless steel
- Cooling well for GN1/6 pans
- Automatic defrost
- Doors
- Adjustable legs
- Fan assisted cooling



GN1/6 cooling well



Drawers as option

Description

The SS range of sandwich preparation counters is made in SS304 stainless steel and is a great choice for professional kitchens. Here you have everything you need within reach. The cooling well is suitable for GN pans and the cabinets provide easy access for refill. The counters are available in several sizes with 2 or 3 doors.



DID YOU KNOW?

We have more than 30 years market experience and over 5.000 customers across 100 countries. We have the expertise to help you with cooling advise to make your business successful.

SS920

Sandwich Preparation Counter GN1/1



- Stainless steel
- Cooling well for GN1/6 pans
- Automatic defrost
- Doors
- Adjustable legs
- Fan assisted cooling

| | SS1435 | SS920 |
|----------------------------|----------------------|----------------------|
| Door No & Type | 3 hinged solid doors | 2 hinged solid doors |
| Shelves No & Type | 3 wire shelves white | 2 wire shelves white |
| Shelf Dimensions | GN1/1 | GN1/1 |
| Shelf Color | White | White |
| Temperature Range | °C +2 to +10 | +2 to +10 |
| Climate Class | 4 | 4 |
| Gross / Net Weight | kg 128 / 118 | 90 / 80 |
| Gross / Net Volume | l 348 / 320 | 228 / 201 |
| Feet / Legs | 4 adjustable feet | 4 adjustable feet |
| Exterior Finish | SS304 | SS304 |
| Interior Finish | SS304 | SS304 |
| Type of Controller | Electronic | Electronic |
| Type of Cooling | Fan assisted | Fan assisted |
| Type of Defrost | Automatic | Automatic |
| Refrigerant | R600a | R600a |
| Refrigerant Charge | g 110 | 68 |
| Thermometer | Yes | Yes |
| Energy Consumption | kWh/24h 2,4 | 2 |
| Annual Energy Cons. | kWh/year 876 | 730 |
| Input Power | W 175 | 155 |
| Voltage / Frequency | V/Hz 220-240/50 | 220-240/50 |
| Noise Level | dB(A) 42 | 42 |
| Internal Dimension (WxDxH) | mm 1295 x 515 x 500 | 830 x 515 x 500 |
| External Dimension (WxDxH) | mm 1365 x 700 x 950 | 900 x 700 x 950 |
| Packed Dimension (WxDxH) | mm 1400 x 770 x 1170 | 980 x 770 x 1170 |
| 40ft Container Load | pcs 48 | 72 |

BK Bakery Counters

**BK310**

Bakery Counter

- New design
- Stainless steel
- Euronorm cupboard
- Ventilated cooling
- Automatic defrost
- Self-closing doors
- Removeable table top
- Adjustable legs

C



Easy access to clean dust filter



Drawers available as separate kit

Description

The BK range of bakery coolers is made specifically for bakeries and therefore have euronorm dimensions with guides for bakery trays. The range includes counters as well as upright coolers. It is made from high quality catering grade SS304 stainless steel. A ventilated cooling system ensures that the ingredients stay fresh, and the temperature is easily controlled by a digital thermostat.

DID YOU KNOW?

With a customer login to our web shop, you can see your agreed prices and warranties, stock levels, product specifications, and drawings.



BK210

Bakery Counter

- New design
- Stainless steel
- Euronorm cupboard
- Automatic defrost
- Self-closing doors
- Removeable table top
- Adjustable legs
- Ventilated cooling

B

| | | BK210 | BK310 |
|----------------------------|----------|-----------------------------|-----------------------------|
| Door No & Type | | 2 hinged self-closing doors | 3 hinged self-closing doors |
| Shelves No & Type | | 2 wire shelves white | 3 wire shelves white |
| Shelf Dimensions | | 400 x 600 mm | 400 x 600 mm |
| Shelf Color | | White | White |
| Temperature Range | °C | +2 to +10 | +2 to +10 |
| Climate Class | | 4 | 4 |
| Gross / Net Weight | kg | 131 / 121 | 170 / 152 |
| Gross / Net Volume | l | 390 / 380 | 580 / 565 |
| Feet / Legs | | 4 adjustable legs | 6 adjustable legs |
| Exterior Finish | | SS304 | SS304 |
| Interior Finish | | SS304 | SS304 |
| Type of Controller | | Electronic | Electronic |
| Type of Cooling | | Ventilated | Ventilated |
| Type of Defrost | | Automatic | Automatic |
| Refrigerant | | R600a | R600a |
| Refrigerant Charge | g | 95 | 95 |
| Thermometer | | Yes | Yes |
| Energy Class | | B | C |
| Energy Consumption | kWh/24h | 1,94 | 3,65 |
| Annual Energy Cons. | kWh/year | 708 | 1332 |
| Input Power | | W 300 | 300 |
| Voltage / Frequency | | V/Hz 220-240/50 | 220-240/50 |
| Noise Level | | dB(A) 42 | 42 |
| Internal Dimension (WxDxH) | mm | 1052 x 630 x 589 | 1562 x 630 x 589 |
| External Dimension (WxDxH) | mm | 1510 x 800 x 880 | 2020 x 800 x 880 |
| Packed Dimension (WxDxH) | mm | 1550 x 840 x 920 | 2050 x 840 x 920 |
| 40ft Container Load | pcs | 30 | 28 |




PT Pizza Tables



PT930

Pizza Counter GN1/1

- Stainless steel
- Granite table top
- Cooling well for GN1/6 pans
- Automatic defrost
- Doors
- Adjustable feet
- Fan assisted cooling



GN1/6 refrigerated cooling well



Drawers as option

Description

The PT range of pizza tables is made in SS304 stainless steel. It has a granite tabletop, which is ideal for creating pizzas, as the granite stays cool and makes it harder for the dough to stick to the tabletop. It is available in several sizes with 2- or 3 doors. It is also possible to get it customized with drawers. Comes with or without a topping unit for GN pans – topping units can also be retrofitted.



PT1365

Pizza Counter GN1/1

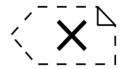
- Stainless steel
- Granite table top
- Automatic defrost
- Doors
- Adjustable feet
- Fan assisted cooling



PT920

Pizza Counter GN1/1

- Stainless steel
- Granite table top
- Cooling well for GN1/6 pans
- Automatic defrost
- Doors
- Adjustable feet
- Fan assisted cooling



| | | PT1365 | PT920 | PT930 |
|----------------------------|----------|----------------------|----------------------|----------------------|
| Door No & Type | | 3 hinged solid doors | 2 hinged solid doors | 3 hinged solid doors |
| Shelves No & Type | | 3 wire shelves white | 2 wire shelves white | 3 wire shelves white |
| Shelf Dimensions | | GN1/1 | GN1/1 | GN1/1 |
| Shelf Color | | White | White | White |
| Temperature Range | °C | +2 to +10 | +2 to +10 | +2 to +10 |
| Climate Class | | 4 | 4 | 4 |
| Gross / Net Weight | kg | 190 / 170 | 113 / 103 | 166 / 156 |
| Gross / Net Volume | l | 400 / 368 | 260 / 225 | 400 / 368 |
| Feet / Legs | | 4 adjustable feet | 4 adjustable feet | 4 adjustable feet |
| Exterior Finish | | SS304 | SS304 | SS304 |
| Interior Finish | | SS304 | SS304 | SS304 |
| Type of Controller | | Electronic | Electronic | Electronic |
| Type of Cooling | | Fan assisted | Fan assisted | Fan assisted |
| Type of Defrost | | Automatic | Automatic | Automatic |
| Refrigerant | | R600a | R600a | R600a |
| Refrigerant Charge | g | 110 | 68 | 110 |
| Thermometer | | Yes | Yes | Yes |
| Energy Class | | C | | |
| Energy Consumption | kWh/24h | 3,15 | 2,2 | 2,4 |
| Annual Energy Cons. | kWh/year | 1150 | 803 | 876 |
| Input Power | W | 175 | 155 | 175 |
| Voltage / Frequency | V/Hz | 220-240/50 | 220-240/50 | 220-240/50 |
| Noise Level | dB(A) | 42 | 42 | 42 |
| Internal Dimension (WxDxH) | mm | 1295 x 515 x 500 | 830 x 515 x 526 | 1295 x 515 x 500 |
| External Dimension (WxDxH) | mm | 1365 x 700 x 1011 | 900 x 700 x 1100 | 1365 x 700 x 1100 |
| Packed Dimension (WxDxH) | mm | 1440 x 770 x 1200 | 980 x 770 x 1250 | 1440 x 770 x 1250 |
| 40ft Container Load | pcs | 48 | 72 | 48 |

PT Pizza Tables

**PT1310**

Pizza Table

B

- New design
- Stainless steel
- Ambient temperature drawers section
- Guides for 7 pizza trays in each door (400x600 mm)
- Granite table top
- Ventilated cooling
- Automatic defrost
- Self-closing doors



Granite table top



Guides for pizza trays

Description

The PT range of pizza tables is made in SS304 stainless steel. It has a granite tabletop, which is ideal for creating pizzas, as the granite stays cool and makes it harder for the dough to stick to the tabletop. It is available in several sizes with 2- or 3 doors. It is also possible to get it customized with drawers. Comes with or without a topping unit for GN pans – topping units can also be retrofitted.



PT1200

Pizza Table

- New design
- Stainless steel
- Guides for 7 pizza trays in each door (400x600 mm)
- Granite table top
- Automatic defrost
- Self-closing doors
- Ventilated cooling

B



PT1300

Pizza Table

- New design
- Stainless steel
- Guides for 7 pizza trays in each door (400x600 mm)
- Granite table top
- Ventilated cooling
- Automatic defrost
- Self-closing doors
- Adjustable legs

C


| | PT1200 | PT1300 | PT1310 |
|----------------------------|-----------------------------|-----------------------------|-----------------------------|
| Door No & Type | 2 hinged self-closing doors | 3 hinged self-closing doors | 2 hinged self-closing doors |
| Shelves No & Type | 14 guides for pizza trays | 21 guides for pizza trays | 14 guides for pizza trays |
| Shelf Dimensions | 400 x 600 mm | 400 x 600 mm | 400 x 600 mm |
| Drawers | pcs | | 7 dough drawers |
| Temperature Range | °C +2 to +10 | +2 to +10 | +2 to +10 |
| Climate Class | 4 | 4 | 4 |
| Gross / Net Weight | kg 253 / 243 | 328 / 318 | 330 / 320 |
| Gross / Net Volume | l 390 / 370 | 580 / 565 | 390 / 370 |
| Feet / Legs | 4 adjustable legs | 6 adjustable legs | 8 adjustable legs |
| Exterior Finish | SS304 | SS304 | SS304 |
| Interior Finish | SS304 | SS304 | SS304 |
| Type of Controller | Electronic | Electronic | Electronic |
| Type of Cooling | Ventilated | Ventilated | Ventilated |
| Type of Defrost | Automatic | Automatic | Automatic |
| Refrigerant | R600a | R600a | R600a |
| Refrigerant Charge | g 95 | 95 | 95 |
| Thermometer | Yes | Yes | Yes |
| Energy Class | B | C | B |
| Energy Consumption | kWh/24h 2,32 | 3,65 | 2,41 |
| Annual Energy Cons. | kWh/year 847 | 1332 | 880 |
| Input Power | W 300 | 300 | 300 |
| Voltage / Frequency | V/Hz 220-240/50 | 220-240/50 | 220-240/50 |
| Noise Level | dB(A) 42 | 42 | 42 |
| Internal Dimension (WxDxH) | mm 1052 x 630 x 589 | 1562 x 630 x 589 | 1052 x 630 x 589 |
| External Dimension (WxDxH) | mm 1510 x 800 x 1000 | 2045 x 800 x 1000 | 2045 x 800 x 1000 |
| Packed Dimension (WxDxH) | mm 1550 x 840 x 1050 | 2050 x 840 x 1050 | 2050 x 840 x 1050 |
| 40ft Container Load | pcs 28 | 28 | 28 |

VK33 Vitrine Coolers - Glass Lid

**VK33-200**

Vitrine Cooler GN1/4

- Stainless steel
- Static cooling
- Glass structure for protection of food
- Adjustable feet




Glass structure for protection of food



Accepts GN1/4 pan(s) (not supplied)

Description

The VK range of vitrine coolers is a great addition to gastro counters, as it enables you to have everything you need for food preparation within reach. It accepts GN1/4 and GN1/6 pans (not included). The cooler is made in SS304 stainless steel with a glass sneezeguard to protect the food. Ideal for pizza places, fast food restaurants, and sandwich shops.



VK33-120

Vitrine Cooler GN1/4

- Stainless steel
- Static cooling
- Glass structure for protection of food
- Adjustable feet



VK33-160

Vitrine Cooler GN1/4

- Stainless steel
- Static cooling
- Glass structure for protection of food
- Adjustable feet



| | | VK33-120 | VK33-140 | VK33-150 | VK33-160 | VK33-180 | VK33-200 |
|----------------------------|----------|-------------------|-------------------|-------------------|-------------------|-------------------|-------------------|
| Capacity GN Pans | pcs | 5 | 6 | 7 | 7 | 8 | 10 |
| Lid No & Type | | no | no | no | no | no | no |
| Number of dividers | pcs | 5 | 6 | 7 | 7 | 8 | 10 |
| Temperature Range | °C | +2 to +10 | +2 to +10 | +2 to +10 | +2 to +10 | +2 to +10 | +2 to +10 |
| Climate Class | | 4 | 4 | 4 | 4 | 4 | 4 |
| Gross / Net Weight | kg | 45 / 40 | 45 / 40 | 50 / 45 | 55 / 50 | 58 / 53 | 63 / 58 |
| Gross / Net Volume | l | 32 / 32 | 40 / 40 | 44 / 44 | 48 / 48 | 55 / 55 | 63 / 63 |
| Feet / Legs | | 4 adjustable feet | 4 adjustable feet | 4 adjustable feet | 4 adjustable feet | 4 adjustable feet | 4 adjustable feet |
| Exterior Finish | | SS304 | SS304 | SS304 | SS304 | SS304 | SS304 |
| Interior Finish | | SS304 | SS304 | SS304 | SS304 | SS304 | SS304 |
| Type of Controller | | Electronic | Electronic | Electronic | Electronic | Electronic | Electronic |
| Type of Cooling | | Static | Static | Static | Static | Static | Static |
| Type of Defrost | | Manual | Manual | Manual | Manual | Manual | Manual |
| Refrigerant | | R600a | R600a | R600a | R600a | R600a | R600a |
| Refrigerant Charge | g | 40 | 40 | 40 | 40 | 40 | 40 |
| Thermometer | | Yes | Yes | Yes | Yes | Yes | Yes |
| Energy Consumption | kWh/24h | 3,84 | 3,84 | 3,84 | 3,84 | 4,32 | 4,32 |
| Annual Energy Cons. | kWh/year | 1402 | 1402 | 1402 | 1402 | 1577 | 1577 |
| Input Power | W | 112 | 112 | 112 | 112 | 112 | 112 |
| Voltage / Frequency | V/Hz | 220-240/50 | 220-240/50 | 220-240/50 | 220-240/50 | 220-240/50 | 220-240/50 |
| Noise Level | dB(A) | 47 | 47 | 47 | 47 | 47 | 47 |
| Internal Dimension (WxDxH) | mm | 845 x 245 x 155 | 1045 x 245 x 155 | 1145 x 245 x 155 | 1245 x 245 x 155 | 1445 x 245 x 155 | 1645 x 245 x 155 |
| External Dimension (WxDxH) | mm | 1200 x 335 x 225 | 1400 x 335 x 225 | 1500 x 335 x 225 | 1600 x 335 x 225 | 1800 x 335 x 225 | 2000 x 335 x 225 |
| Packed Dimension (WxDxH) | mm | 1280 x 380 x 310 | 1480 x 380 x 310 | 1580 x 380 x 310 | 1680 x 380 x 310 | 1880 x 380 x 310 | 2080 x 380 x 310 |
| 40ft Container Load | pcs | 250 | 250 | 250 | 250 | 250 | 250 |

VK33 Vitrine Coolers - Stainless Steel Lid

**VK33-200 S/S LID**

Vitrine Cooler GN1/4

- Stainless steel
- Static cooling
- Stainless steel lid
- Adjustable feet



Accepts GN1/4 pan(s) (not supplied)



Stainless steel lid for protection of food

Description

The VK-S/S range of vitrine coolers is a great addition to gastro counters, as it enables you to have everything you need for food preparation within reach. It accepts GN1/4 and GN1/6 pans (not included). The cooler is made in SS304 stainless steel with a steel lid to protect the food. Ideal for pizza places, fast food restaurants, and sandwich shops.



VK33-120 S/S LID

Vitrine Cooler GN1/4

- Stainless steel
- Static cooling
- Stainless steel lid
- Adjustable feet



VK33-150 S/S LID

Vitrine Cooler GN1/4

- Stainless steel
- Static cooling
- Stainless steel lid
- Adjustable feet



| | | VK33-120 S/S LID | VK33-150 S/S LID | VK33-180 S/S LID | VK33-200 S/S LID |
|----------------------------|----------|-------------------|-------------------|-------------------|-------------------|
| Capacity GN Pans | pcs | 5 | 7 | 8 | 10 |
| Lid No & Type | | SS304 lid | SS304 lid | SS304 lid | SS304 lid |
| Number of dividers | pcs | 5 | 7 | 8 | 10 |
| Temperature Range | °C | +2 to +10 | +2 to +10 | +2 to +10 | +2 to +10 |
| Climate Class | | 4 | 4 | 4 | 4 |
| Gross / Net Weight | kg | 45 / 40 | 50 / 45 | 58 / 53 | 63 / 58 |
| Gross / Net Volume | l | 32 / 32 | 44 / 44 | 55 / 55 | 63 / 63 |
| Feet / Legs | | 4 adjustable feet | 4 adjustable feet | 4 adjustable feet | 4 adjustable feet |
| Exterior Finish | | SS304 | SS304 | SS304 | SS304 |
| Interior Finish | | SS304 | SS304 | SS304 | SS304 |
| Type of Controller | | Electronic | Electronic | Electronic | Electronic |
| Type of Cooling | | Static | Static | Static | Static |
| Type of Defrost | | Manual | Manual | Manual | Manual |
| Refrigerant | | R600a | R600a | R600a | R600a |
| Refrigerant Charge | g | 40 | 40 | 40 | 40 |
| Thermometer | | Yes | Yes | Yes | Yes |
| Energy Consumption | kWh/24h | 3,84 | 3,84 | 4,32 | 4,32 |
| Annual Energy Cons. | kWh/year | 1402 | 1402 | 1577 | 1577 |
| Input Power | W | 112 | 112 | 112 | 112 |
| Voltage / Frequency | V/Hz | 220-240/50 | 220-240/50 | 220-240/50 | 220-240/50 |
| Noise Level | dB(A) | 47 | 47 | 47 | 47 |
| Internal Dimension (WxDxH) | mm | 845 x 245 x 155 | 1145 x 245 x 155 | 1445 x 245 x 155 | 1645 x 245 x 155 |
| External Dimension (WxDxH) | mm | 1200 x 335 x 260 | 1500 x 335 x 260 | 1800 x 335 x 260 | 2000 x 335 x 260 |
| Packed Dimension (WxDxH) | mm | 1280 x 380 x 310 | 1580 x 380 x 310 | 1880 x 380 x 310 | 2080 x 380 x 310 |
| 40ft Container Load | pcs | 250 | 250 | 250 | 250 |

VK38 Vitrine Coolers - Glass Lid

**VK38-200**

Vitrine Cooler GN1/3

- Stainless steel
- Static cooling
- Glass structure for protection of food
- Adjustable feet
- Accepts GN1/3 pans (Not supplied)



Glass structure for protection of food



Accepts GN1/3 pan(s) (not supplied)

Description

The VK range of vitrine coolers is a great addition to gastro counters, as it enables you to have everything you need for food preparation within reach. It accepts GN1/3, GN1/6, and GN1/2 pans (not included). The cooler is made in SS304 stainless steel with a glass sneezeguard to protect the food. Ideal for pizza places, fast food restaurants, and sandwich shops.



VK38-120

Vitrine Cooler GN1/3

- Stainless steel
- Static cooling
- Glass structure for protection of food
- Adjustable feet
- Accepts GN1/3 pans (Not supplied)



VK38-150

Vitrine Cooler GN1/3

- Stainless steel
- Static cooling
- Glass structure for protection of food
- Adjustable feet
- Accepts GN1/3 pans (Not supplied)



| | | VK38-120 | VK38-150 | VK38-160 | VK38-180 | VK38-200 |
|----------------------------|----------|-------------------|-------------------|-------------------|-------------------|-------------------|
| Capacity GN Pans | pcs | 4 | 6 | 7 | 8 | 9 |
| Lid No & Type | | no | no | no | no | no |
| Number of dividers | pcs | 7 | 9 | 10 | 10 | 12 |
| Temperature Range | °C | +2 to +10 | +2 to +10 | +2 to +10 | +2 to +10 | +2 to +10 |
| Climate Class | | 4 | 4 | 4 | 4 | 4 |
| Gross / Net Weight | kg | 45 / 40 | 56 / 51 | 61 / 56 | 74 / 69 | 78 / 73 |
| Gross / Net Volume | l | 40 / 40 | 54 / 54 | 59 / 59 | 69 / 69 | 78 / 78 |
| Feet / Legs | | 4 adjustable feet | 4 adjustable feet | 4 adjustable feet | 4 adjustable feet | 4 adjustable feet |
| Exterior Finish | | SS304 | SS304 | SS304 | SS304 | SS304 |
| Interior Finish | | SS304 | SS304 | SS304 | SS304 | SS304 |
| Type of Controller | | Electronic | Electronic | Electronic | Electronic | Electronic |
| Type of Cooling | | Static | Static | Static | Static | Static |
| Type of Defrost | | Manual | Manual | Manual | Manual | Manual |
| Refrigerant | | R600a | R600a | R600a | R600a | R600a |
| Refrigerant Charge | g | 40 | 40 | 40 | 40 | 40 |
| Thermometer | | Yes | Yes | Yes | Yes | Yes |
| Energy Consumption | kWh/24h | 4,32 | 4,08 | 4,32 | 4,32 | 4,56 |
| Annual Energy Cons. | kWh/year | 1577 | 1489 | 1577 | 1577 | 1664 |
| Input Power | W | 112 | 112 | 112 | 112 | 112 |
| Voltage / Frequency | V/Hz | 220-240/50 | 220-240/50 | 220-240/50 | 220-240/50 | 220-240/50 |
| Noise Level | dB(A) | 47 | 47 | 47 | 47 | 47 |
| Internal Dimension (WxDxH) | mm | 845 x 305 x 155 | 1145 x 305 x 155 | 1245 x 305 x 155 | 1445 x 305 x 155 | 1645 x 305 x 155 |
| External Dimension (WxDxH) | mm | 1200 x 395 x 225 | 1500 x 395 x 225 | 1600 x 395 x 225 | 1800 x 395 x 225 | 2000 x 395 x 225 |
| Packed Dimension (WxDxH) | mm | 1280 x 440 x 310 | 1580 x 440 x 310 | 1680 x 440 x 310 | 1880 x 440 x 310 | 2080 x 440 x 310 |
| 40ft Container Load | pcs | 250 | 250 | 250 | 250 | 250 |

VK38 Vitrine Coolers - Stainless Steel Lid

**VK38-120 S/S LID**

Vitrine Cooler GN1/3

- Stainless steel
- Static cooling
- Stainless steel lid
- Adjustable feet
- Accepts GN1/3 pans (Not supplied)



Accepts GN1/3 pan(s) (not supplied)



Stainless steel lid for protection of food

Description

The VK-S/S range of vitrine coolers is a great addition to gastro counters, as it enables you to have everything you need for food preparation within reach. It accepts GN1/3, GN1/6, and GN1/2 pans (not included). The cooler is made in SS304 stainless steel with a steel lid to protect the food. Ideal for pizza places, fast food restaurants, and sandwich shops.



VK38-150 S/S LID

Vitrine Cooler GN1/3

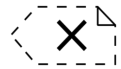
- Stainless steel
- Static cooling
- Stainless steel lid
- Adjustable feet
- Accepts GN1/3 pans (Not supplied)



VK38-160 S/S LID

Vitrine Cooler GN1/3

- Stainless steel
- Static cooling
- Stainless steel lid
- Adjustable feet
- Accepts GN1/3 pans (Not supplied)



| | | VK38-120 S/S LID | VK38-150 S/S LID | VK38-160 S/S LID | VK38-180 S/S LID | VK38-200 S/S LID |
|----------------------------|----------|-------------------|-------------------|-------------------|-------------------|-------------------|
| Capacity GN Pans | pcs | 4 | 6 | 7 | 8 | 9 |
| Lid No & Type | | SS304 lid | SS304 lid | SS304 lid | SS304 lid | SS304 lid |
| Number of dividers | pcs | 7 | 9 | 10 | 10 | 12 |
| Temperature Range | °C | +2 to +10 | +2 to +10 | +2 to +10 | +2 to +10 | +2 to +10 |
| Climate Class | | 4 | 4 | 4 | 4 | 4 |
| Gross / Net Weight | kg | 45 / 40 | 56 / 51 | 61 / 56 | 74 / 69 | 78 / 73 |
| Gross / Net Volume | l | 40 / 40 | 54 / 54 | 59 / 59 | 69 / 69 | 78 / 78 |
| Feet / Legs | | 4 adjustable feet | 4 adjustable feet | 4 adjustable feet | 4 adjustable feet | 4 adjustable feet |
| Exterior Finish | | SS304 | SS304 | SS304 | SS304 | SS304 |
| Interior Finish | | SS304 | SS304 | SS304 | SS304 | SS304 |
| Type of Controller | | Electronic | Electronic | Electronic | Electronic | Electronic |
| Type of Cooling | | Static | Static | Static | Static | Static |
| Type of Defrost | | Manual | Manual | Manual | Manual | Manual |
| Refrigerant | | R600a | R600a | R600a | R600a | R600a |
| Refrigerant Charge | g | 40 | 40 | 40 | 40 | 40 |
| Thermometer | | Yes | Yes | Yes | Yes | Yes |
| Energy Consumption | kWh/24h | 4,32 | 4,08 | 4,32 | 4,32 | 4,56 |
| Annual Energy Cons. | kWh/year | 1577 | 1489 | 1577 | 1577 | 1664 |
| Input Power | W | 112 | 112 | 112 | 112 | 112 |
| Voltage / Frequency | V/Hz | 220-240/50 | 220-240/50 | 220-240/50 | 220-240/50 | 220-240/50 |
| Noise Level | dB(A) | 47 | 47 | 47 | 47 | 47 |
| Internal Dimension (WxDxH) | mm | 845 x 305 x 155 | 1145 x 305 x 155 | 1245 x 305 x 155 | 1445 x 305 x 155 | 1645 x 305 x 155 |
| External Dimension (WxDxH) | mm | 1200 x 395 x 260 | 1500 x 395 x 260 | 1600 x 395 x 260 | 1800 x 395 x 260 | 2000 x 395 x 260 |
| Packed Dimension (WxDxH) | mm | 1280 x 440 x 310 | 1580 x 440 x 310 | 1680 x 440 x 310 | 1880 x 440 x 310 | 2080 x 440 x 310 |
| 40ft Container Load | pcs | 250 | 250 | 250 | 250 | 250 |



COOLING WELLS

Gastronorm Cooling Wells

We all know the feeling of a breathtaking buffet with a huge variety of food presented and nice looking buffets need perfect cooling.

With a TEFCOLD cooling well, you get a high-quality product and a secure way of showcasing the lavish food items.

The wells are robust and discrete looking, with a classical gastro or HoReCa design. Easy to clean and easy to use.

They are designed for standard gastronorm sizes, so your pans fit perfectly into the cooling well.

Made of high quality SS304 stainless steel, with electronic thermostats and ventilated or static cooling, these products are ideal for integrating into a buffet in restaurants and professional kitchens.



TEFCOLD CW3/V

Cooling well in stainless steel with ventilated cooling.

Perfect build-in units that can be used for buffet – designed for GN 1/1 pans.


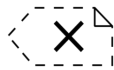
Ventilated Cooling Wells




CW5/V

Cooling Well GN1/1

- Stainless steel
- Electronic thermostat
- Accepts GN1/1 pans (Not supplied)
- Ventilated cooling



Designed for GN1/1 pans,
not supplied



Ventilated cooling

Description

The CW range of cooling wells offers a safe way of showcasing delicious food in for example a buffet setting. The wells are robust and discrete looking with a classical gastro or HoReCa design in SS304 stainless steel. Easy to clean and easy to use. They are designed for standard gastronom sizes, so your pans fit perfectly into the cooling well.



CW2/V

Cooling Well GN1/1

- Stainless steel
- Electronic thermostat
- Accepts GN1/1 pans (Not supplied)
- Ventilated cooling



CW3/V

Cooling Well GN1/1

- Stainless steel
- Electronic thermostat
- Accepts GN1/1 pans (Not supplied)
- Ventilated cooling



| | | CW2/V | CW3/V | CW4/V | CW5/V |
|----------------------------|----------|-----------------|------------------|------------------|------------------|
| Capacity GN Pans | pcs | 2 | 3 | 4 | 5 |
| Number of dividers | pcs | 3 | 4 | 5 | 6 |
| Build In Dimension (WxD) | mm | 765 x 665 | 1100 x 665 | 1435 x 665 | 1765 x 665 |
| Temperature Range | °C | +2 to +8 | +2 to +8 | +2 to +8 | +2 to +8 |
| Climate Class | | 4 | 4 | 4 | 4 |
| Gross / Net Weight | kg | 46 / 38 | 52 / 42 | 58 / 46 | 64 / 50 |
| Gross / Net Volume | l | 107 / 64 | 161 / 96 | 213 / 127 | 266 / 159 |
| Exterior Finish | | SS304 | SS304 | SS304 | SS304 |
| Interior Finish | | SS304 | SS304 | SS304 | SS304 |
| Type of Controller | | Electronic | Electronic | Electronic | Electronic |
| Type of Cooling | | Ventilated | Ventilated | Ventilated | Ventilated |
| Type of Defrost | | Automatic | Automatic | Automatic | Automatic |
| Refrigerant | | R290 | R290 | R290 | R290 |
| Refrigerant Charge | g | 60 | 100 | 120 | 130 |
| Thermometer | | Yes | Yes | Yes | Yes |
| Energy Consumption | kWh/24h | 3,66 | 3,84 | 4,56 | 4,56 |
| Annual Energy Cons. | kWh/year | 1336 | 1402 | 1664 | 1664 |
| Input Power | W | 122 | 122 | 235 | 235 |
| Voltage / Frequency | V/Hz | 220-240/50 | 220-240/50 | 220-240/50 | 220-240/50 |
| Noise Level | dB(A) | 42 | 42 | 42 | 42 |
| Internal Dimension (WxDxH) | mm | 676 x 508 x 186 | 1014 x 508 x 186 | 1344 x 508 x 186 | 1678 x 508 x 186 |
| External Dimension (WxDxH) | mm | 788 x 688 x 636 | 1122 x 688 x 636 | 1456 x 688 x 636 | 1790 x 688 x 636 |
| Packed Dimension (WxDxH) | mm | 842 x 760 x 742 | 1176 x 760 x 742 | 1510 x 760 x | 1678 x 760 x 742 |
| 40ft Container Load | pcs | 132 | 90 | 69 | 57 |


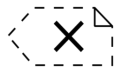
Static Cooling Wells



CW5

Cooling Well GN1/1

- Stainless steel
- Accepts GN1/1 pans (Not supplied)
- Static cooling
- Electronic thermostat



Designed for GN1/1 pans,
not supplied



Automatic evaporation of
defrost water

Description

The CW range of cooling wells offers a safe way of showcasing delicious food in for example a buffet setting. The wells are robust and discrete looking with a classical gastro or HoReCa design in SS304 stainless steel. Easy to clean and easy to use. They are designed for standard gastronom sizes, so your pans fit perfectly into the cooling well.



CW2

Cooling Well GN1/1

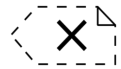
- Stainless steel
- Accepts GN1/1 pans (Not supplied)
- Static cooling
- Electronic thermostat



CW3

Cooling Well GN1/1

- Stainless steel
- Static cooling
- Electronic thermostat
- Accepts GN1/1 pans (Not supplied)



| | | CW2 | CW3 | CW4 | CW5 |
|----------------------------|----------|-----------------|------------------|------------------|------------------|
| Capacity GN Pans | pcs | 2 | 3 | 4 | 5 |
| Number of dividers | pcs | 3 | 4 | 5 | 6 |
| Build In Dimension (WxD) | mm | 740 x 650 | 1075 x 650 | 1405 x 650 | 1740 x 650 |
| Temperature Range | °C | +2 to +8 | +2 to +8 | +2 to +8 | +2 to +8 |
| Climate Class | | 4 | 4 | 4 | 4 |
| Gross / Net Weight | kg | 49 / 44 | 55 / 50 | 80 / 47 | 91 / 86 |
| Gross / Net Volume | l | 69 / 68 | 104 / 102 | 139 / 136 | 170 / 166 |
| Exterior Finish | | SS304 | SS304 | SS304 | SS304 |
| Interior Finish | | SS304 | SS304 | SS304 | SS304 |
| Type of Controller | | Electronic | Electronic | Electronic | Electronic |
| Type of Cooling | | Static | Static | Static | Static |
| Type of Defrost | | Automatic | Automatic | Automatic | Automatic |
| Refrigerant | | R600a | R600a | R600a | R600a |
| Refrigerant Charge | g | 70 | 70 | 135 | 135 |
| Thermometer | | Yes | Yes | Yes | Yes |
| Energy Consumption | kWh/24h | 2,88 | 2,88 | 2,88 | 2,88 |
| Annual Energy Cons. | kWh/year | 1051 | 1051 | 1051 | 1051 |
| Input Power | W | 122 | 122 | 235 | 235 |
| Voltage / Frequency | V/Hz | 220-240/50 | 220-240/50 | 220-240/50 | 220-240/50 |
| Noise Level | dB(A) | 42 | 42 | 42 | 42 |
| Internal Dimension (WxDxH) | mm | 660 x 570 x 175 | 994 x 570 x 175 | 1326 x 570 x 175 | 1662 x 570 x 175 |
| External Dimension (WxDxH) | mm | 768 x 678 x 536 | 1102 x 678 x 536 | 1436 x 678 x 536 | 1770 x 678 x 536 |
| Packed Dimension (WxDxH) | mm | 820 x 730 x 680 | 1150 x 730 x 680 | 1490 x 730 x 680 | 1810 x 730 x 680 |
| 40ft Container Load | pcs | 132 | 96 | 69 | 57 |



UPRIGHT CABINETS

Stainless Steel Upright Freezers - Stainless Steel Upright Coolers

TEFCOLD gastro upright cabinets are mainly used for storage in professional kitchens. Most models are available in a cooler and freezer option.

The majority of our gastro cabinets come in high quality SS304 stainless steel, approved for industrial kitchens.

In addition, we have also introduced the UR/UF range, which is available in a stainless steel or white finish.

If you need to move the cabinets on a regular basis, e.g. for the daily cleaning, we would recommend our models with strong castors/wheels.



TEFCOLD RK710

Gastro upright cooler in stainless steel.
When you need easy access to cold storage.

Gastro - Upright Cabinets 505/1010



Lock

**RK1010**

Upright Cooler

- Stainless steel
- Ventilated cooling
- Self-closing doors with a 105 degree stop
- Lock
- Adjustable shelves
- Strong wheels



Adjustable shelves



Digital thermostat

Description

The RK range of upright coolers is created for professional kitchens and have adjustable shelves. It is made from high quality catering grade SS304 stainless steel and has strong wheels for mobility, which comes in handy in terms of cleaning. Ventilated cooling ensures that the content stays fresh and the temperature can be set on a digital thermostat.



RF505

Upright Freezer

- Reversible solid door
- Stainless steel
- Ventilated cooling
- Lock
- Self-closing door with a 105 degree stop
- Adjustable shelves
- Strong wheels

D



RK505

Upright Cooler

- Reversible solid door
- Stainless steel
- Ventilated cooling
- Lock
- Self-closing door with a 105 degree stop
- Adjustable shelves
- Strong wheels

C

| | RF1010 | RF505 | RK1010 | RK505 |
|----------------------------|-----------------------------------|----------------------------------|-----------------------------------|----------------------------------|
| Door No & Type | 2 hinged self-closing solid doors | 1 hinged self-closing solid door | 2 hinged self-closing solid doors | 1 hinged self-closing solid door |
| Shelves No & Type | 6 wire shelves white | 3 wire shelves white | 6 wire shelves white | 3 wire shelves white |
| Shelf Color | White | White | White | White |
| Shelf Dimensions | 530 x 540 mm | 530 x 540 mm | 530 x 540 mm | 530 x 540 |
| Max load on Shelves | kg/m ² 110 | 110 | 110 | 110 |
| Temperature Range | °C -24 to -18 | -24 to -18 | -2 to +8 | -2 to +8 |
| Climate Class | 4 | 4 | 4 | 4 |
| Gross / Net Weight | kg 194 / 189 | 145 / 135 | 184 / 179 | 132 / 127 |
| Gross / Net Volume | l 976 / 900 | 466 / 429 | 976 / 900 | 466 / 429 |
| Castors | 4 wheels, 2 with brake | 4 wheels, 2 with brake | 4 wheels, 2 with brake | 4 wheels, 2 with brake |
| Exterior Finish | SS304 | SS304 | SS304 | SS304 |
| Interior Finish | SS304 | SS304 | SS304 | SS304 |
| Interior Light | No | No | No | No |
| Lock | Yes | Yes | Yes | Yes |
| Type of Controller | Electronic | Electronic | Electronic | Electronic |
| Type of Cooling | Ventilated | Ventilated | Ventilated | Ventilated |
| Type of Defrost | Automatic | Automatic | Automatic | Automatic |
| Refrigerant | R290 | R290 | R290 | R600a |
| Refrigerant Charge | g 145 | 100 | 150 | 90 |
| Thermometer | Yes | Yes | Yes | Yes |
| Energy Class | D | D | C | C |
| Energy Consumption | kWh/24h 9,21 | 5,12 | 2,16 | 1,12 |
| Annual Energy Cons. | kWh/year 3362 | 1869 | 788 | 409 |
| Input Power | W 740 | 490 | 400 | 255 |
| Voltage / Frequency | V/Hz 220-240/50 | 220-240/50 | 220-240/50 | 220-240/50 |
| Noise Level | dB(A) 45 | 45 | 45 | 45 |
| Internal Dimension (WxDxH) | mm 1220 x 553 x 1386 | 560 x 553 x 1386 | 1220 x 553 x 1386 | 560 x 553 x 1386 |
| External Dimension (WxDxH) | mm 1340 x 700 x 2010 | 680 x 700 x 2010 | 1340 x 700 x 2010 | 680 x 700 x 2010 |
| Packed Dimension (WxDxH) | mm 1400 x 800 x 2150 | 750 x 800 x 2150 | 1400 x 800 x 2150 | 750 x 800 x 2150 |
| 40ft Container Load | pcs 22 | 48 | 22 | 48 |
| Door Reversible | No | Yes | No | Yes |

Gastro - Upright Cabinets 710



Freezer Option
Available



Suitable for
Fresh Meat



Lock



Adjustable shelves



Lock

RK710

Upright Cooler GN2/1

- Reversible solid door
- Stainless steel cabinet
- Ventilated cooling
- Self-closing door with a 105 degree stop
- Adjustable shelves GN2/1
- Strong wheels
- Lock
- Accessory - Foot door opener for right or left hinged doors

B

Description

The RK range of upright coolers with 1 or 2 solid doors is created for professional kitchens and have adjustable shelves in GN2/1 dimensions. It is made from high quality catering grade SS304 stainless steel and has strong wheels for mobility, which comes in handy in terms of cleaning. Ventilated cooling ensures that the content stays fresh and the temperature can be set on a digital thermostat.



RF710

Upright Freezer GN2/1

- Reversible solid door
- Stainless steel cabinet
- Ventilated cooling
- Lock
- Self-closing door with a 105 degree stop
- Adjustable shelves GN2/1
- Strong wheels



RK710G

Upright Cooler GN2/1

- Self-closing door with a 105 degree stop
- Stainless steel exterior and interior
- Ventilated cooling
- Lock
- Adjustable shelves GN2/1
- Strong wheels
- Accessory - Foot door opener for right or left hinged doors



| | RF710 | RK710 | RK710G |
|----------------------------|----------------------------------|----------------------------------|----------------------------------|
| Total Display Area | m ² | | 0,71 |
| Door No & Type | 1 hinged self-closing solid door | 1 hinged self-closing solid door | 1 hinged self-closing glass door |
| Door Reversible | Yes | Yes | No |
| Shelves No & Type | 3 wire shelves white | 3 wire shelves white | 3 wire shelves white |
| Shelf Color | White | White | White |
| Shelf Dimensions | GN2/1 | GN2/1 | GN2/1 |
| Max load on Shelves | kg/m ² | 110 | 196 |
| Temperature Range | °C | -24 to -18 | +2 to +10 |
| Climate Class | 4 | 4 | 4 |
| Gross / Net Weight | kg | 153 / 148 | 148 / 143 |
| Gross / Net Volume | l | 520 / 480 | 650 / 597 |
| Castors | 4 wheels, 2 with brake | 4 wheels, 2 with brake | 4 wheels, 2 with brake |
| Exterior Finish | SS304 | SS304 | SS304 |
| Interior Finish | SS304 | SS304 | SS304 |
| Interior Light | LED | LED | LED |
| Lock | Yes | Yes | Yes |
| Type of Controller | Electronic | Electronic | Electronic |
| Type of Cooling | Ventilated | Ventilated | Ventilated |
| Type of Defrost | Automatic | Automatic | Automatic |
| Refrigerant | R290 | R600a | R600a |
| Refrigerant Charge | g | 90 | 95 |
| Thermometer | Yes | Yes | Yes |
| Energy Class | D | B | B |
| Energy Consumption | kWh/24h | 7,19 | 2,6 |
| Annual Energy Cons. | kWh/year | 2623 | 948 |
| Input Power | W | 650 | 315 |
| Voltage / Frequency | V/Hz | 220-240/50 | 220-240/50 |
| Noise Level | dB(A) | 45 | 48 |
| Internal Dimension (WxDxH) | mm | 533 x 700 x 1400 | 533 x 700 x 1396 |
| External Dimension (WxDxH) | mm | 740 x 830 x 2010 | 740 x 850 x 2010 |
| Packed Dimension (WxDxH) | mm | 770 x 880 x 2070 | 770 x 880 x 2070 |
| 40ft Container Load | pcs | 39 | 39 |

Gastro - 2-Door Upright Cabinets 1420



Freezer Option
Available



Suitable for
Fresh Meat



Lock

**RK1420**

Upright Cooler GN2/1

- Stainless steel
- Ventilated cooling
- Self-closing doors with a 105 degree stop
- Lock
- Adjustable shelves GN2/1
- Strong wheels



Adjustable shelves



Digital thermostat

Description

The RK range of upright coolers with 1 or 2 solid doors is created for professional kitchens and have adjustable shelves in GN2/1 dimensions. It is made from high quality catering grade SS304 stainless steel and has strong wheels for mobility, which comes in handy in terms of cleaning. Ventilated cooling ensures that the content stays fresh and the temperature can be set on a digital thermostat.



RF1420

Upright Freezer GN2/1

- Stainless steel
- Ventilated cooling
- Lock
- Self-closing doors
- Adjustable shelves GN2/1
- Strong wheels

D



RK1420G

Upright Cooler GN2/1

- Stainless steel exterior and interior
- Ventilated cooling
- Lock
- Adjustable shelves GN2/1
- Strong wheels
- Self-closing doors with a 105 degree stop

C

A
↑
G

| | RF1420 | RK1420 | RK1420G |
|----------------------------|-----------------------------------|-----------------------------------|-----------------------------------|
| Total Display Area | m ² | | 1,42 |
| Door No & Type | 2 hinged self-closing solid doors | 2 hinged self-closing solid doors | 2 hinged self-closing glass doors |
| Door Reversible | No | No | No |
| Shelves No & Type | 6 wire shelves white | 6 wire shelves white | 6 wire shelves white |
| Shelf Color | White | White | White |
| Shelf Dimensions | GN2/1 | GN2/1 | GN2/1 |
| Max load on Shelves | kg/m ² | 110 | 196 |
| Temperature Range | °C | -24 to -18 | +2 to +10 |
| Climate Class | 4 | 4 | 4 |
| Gross / Net Weight | kg | 234 / 224 | 226 / 208 |
| Gross / Net Volume | l | 1410 / 1325 | 1410 / 1325 |
| Castors | 4 wheels, 2 with brake | 4 wheels, 2 with brake | 4 wheels, 2 with brake |
| Exterior Finish | SS304 | SS304 | SS304 |
| Interior Finish | SS304 | SS304 | SS304 |
| Interior Light | LED | LED | LED |
| Lock | Yes | Yes | Yes |
| Type of Controller | Electronic | Electronic | Electronic |
| Type of Cooling | Ventilated | Ventilated | Ventilated |
| Type of Defrost | Automatic | Automatic | Automatic |
| Refrigerant | R290 | R290 | R290 |
| Refrigerant Charge | g | 150 | 150 |
| Thermometer | Yes | Yes | Yes |
| Energy Class | D | C | C |
| Energy Consumption | kWh/24h | 12,48 | 4,67 |
| Annual Energy Cons. | kWh/year | 4555 | 1705 |
| Input Power | W | 730 | 320 |
| Voltage / Frequency | V/Hz | 220-240/50 | 220-240/50 |
| Noise Level | dB(A) | 48 | 48 |
| Internal Dimension (WxDxH) | mm | 1360 x 685 x 1396 | 1360 x 685 x 1396 |
| External Dimension (WxDxH) | mm | 1480 x 850 x 2010 | 1480 x 850 x 2010 |
| Packed Dimension (WxDxH) | mm | 1510 x 880 x 2070 | 1510 x 880 x 2070 |
| 40ft Container Load | pcs | 15 | 15 |

Gastro - Fish & Snack Cabinets



Suitable for
Fresh Fish



Lock



Fish trays with SS304
bottom shelf



Castors with and without
brake

RKS600

Fish Cooler

- Designed for fish
- Stainless steel
- Reversible solid door
- Static cooling
- Self-closing door with a 105 degree stop
- Adjustable shelves
- Strong wheels



Description

The RKS range of upright fish coolers is created for professional kitchens and is ideal for optimum storage of fish and seafood. It comes with 7 fish trays with stainless steel risers. The cabinet is made from high quality catering grade SS304 stainless steel and has strong wheels for mobility, which comes in handy in terms of cleaning.



RF500SNACK

Snack Freezer

- Reversible solid door
- Stainless steel
- Static cooling
- Lock
- Self-closing door with a 105 degree stop
- Adjustable shelves
- Adjustable feet



RK500SNACK

Snack Cooler

- Self-closing door with a 105 degree stop
- Reversible solid door
- Stainless steel
- Lock
- Adjustable shelves
- Adjustable feet



| | | RF500SNACK | RK500SNACK | RKS600 |
|----------------------------|-------------------|----------------------|----------------------|----------------------------------|
| Door No & Type | | 1 hinged solid door | 1 hinged solid door | 1 hinged self-closing solid door |
| Shelves No & Type | | 3 wire shelves white | 3 wire shelves white | 7 fish trays 400x600 |
| Shelf Color | | White | White | - |
| Shelf Dimensions | | 530 x 540 | 530 x 540 | - |
| Max load on Shelves | kg/m ² | 110 | 110 | 110 |
| Temperature Range | °C | -24 to -10 | -2 to +8 | -6 to +8 |
| Climate Class | | 4 | 4 | 4 |
| Gross / Net Weight | kg | 145 / 135 | 140 / 130 | 145 / 135 |
| Gross / Net Volume | l | 450 / 429 | 450 / 429 | 560 / 507 |
| Feet / Legs | | 4 adjustable feet | 4 adjustable feet | |
| Castors | | | | 4 wheels, 2 with brake |
| Exterior Finish | | SS304 | SS304 | SS304 |
| Interior Finish | | SS304 | SS304 | SS304 |
| Interior Light | | No | No | No |
| Lock | | Yes | Yes | Yes |
| Type of Controller | | Electronic | Electronic | Electronic |
| Type of Cooling | | Static | Fan assisted | Static |
| Type of Defrost | | Manual | Automatic | Manual |
| Refrigerant | | R290 | R600a | R600a |
| Refrigerant Charge | g | 100 | 90 | 85 |
| Thermometer | | Yes | Yes | Yes |
| Energy Class | | D | C | |
| Energy Consumption | kWh/24h | 5,12 | 1,12 | 1,19 |
| Annual Energy Cons. | kWh/year | 1869 | 409 | 434 |
| Input Power | W | 490 | 353 | 353 |
| Voltage / Frequency | V/Hz | 220-240/50 | 220-240/50 | 220-240/50 |
| Noise Level | dB(A) | 42 | 42 | 42 |
| Internal Dimension (WxDxH) | mm | 560 x 553 x 1380 | 560 x 553 x 1380 | 560 x 653 x 1396 |
| External Dimension (WxDxH) | mm | 680 x 700 x 1900 | 680 x 700 x 1900 | 680 x 810 x 2010 |
| Packed Dimension (WxDxH) | mm | 715 x 745 x 2135 | 745 x 720 x 2130 | 715 x 840 x 2050 |
| 40ft Container Load | pcs | 48 | 48 | 39 |
| Door Reversible | | Yes | Yes | Yes |

Gastro - Upright Bakery Freezers



Lock



Castors with and without brake



Guides for Bakery trays

BF850

Upright Bakery Freezer

- Reversible solid door
- Stainless steel
- Euronorm cupboard
- Ventilated cooling
- Lock
- Self-closing door
- Guides for 600x800 bakery trays
- Strong wheels

D

Description

The BF range of bakery freezers is made specifically for bakeries and therefore have euronorm dimensions with guides for bakery trays. It is made from high quality catering grade SS304 stainless steel. A ventilated cooling system ensures that the ingredients stay fresh, and the temperature is easily controlled by a digital thermostat. Also available as a cooler (BK range).



BK850

Upright Bakery Cooler

- Reversible solid door
- Stainless steel
- Euronorm cupboard
- Ventilated cooling
- Lock
- Self-closing door
- Guides for 600x800 bakery trays
- Strong wheels



DID YOU KNOW?
 We have more than 70.000 units in stock – in high seasons even more.
 If you are buying in large volumes, we also ship directly from our production facilities.

| | BF850 | BK850 |
|----------------------------|----------------------------------|----------------------------------|
| Door No & Type | 1 hinged self-closing solid door | 1 hinged self-closing solid door |
| Shelves No & Type | 10 guides for bakery trays | 10 guides for bakery trays |
| Max load on Shelves | kg/m ² 110 | 110 |
| Temperature Range | °C -24 to -18 | -2 to +10 |
| Climate Class | 4 | 4 |
| Gross / Net Weight | kg 161 / 143 | 161 / 143 |
| Gross / Net Volume | l 850 / 737 | 850 / 737 |
| Castors | 4 wheels, 2 with brake | 4 wheels, 2 with brake |
| Exterior Finish | SS304 | SS304 |
| Interior Finish | SS304 | SS304 |
| Interior Light | LED | LED |
| Lock | Yes | Yes |
| Type of Controller | Electronic | Electronic |
| Type of Cooling | Ventilated | Ventilated |
| Type of Defrost | Automatic | Automatic |
| Refrigerant | R290 | R290 |
| Refrigerant Charge | g 115 | 100 |
| Thermometer | Yes | Yes |
| Energy Class | D | C |
| Energy Consumption | kWh/24h 8,63 | 2,17 |
| Annual Energy Cons. | kWh/year 3149 | 790 |
| Input Power | W 700 | 330 |
| Voltage / Frequency | V/Hz 220-240/50 | 220-240/50 |
| Noise Level | dB(A) 48 | 48 |
| Internal Dimension (WxDxH) | mm 620 x 860 x 1397 | 620 x 860 x 1397 |
| External Dimension (WxDxH) | mm 740 x 990 x 2010 | 740 x 990 x 2010 |
| Packed Dimension (WxDxH) | mm 770 x 1020 x 2070 | 770 x 1020 x 2070 |
| 40ft Container Load | pcs 31 | 31 |
| Door Reversible | Yes | Yes |

UF Gastronorm Upright Freezers



Cooler Option
Available



Lock



Designed for GN1/1 pans,
not supplied



Strong castors as option

DID YOU KNOW?

The complete range of our popular UF freezers can be found in the freezer section - stainless steel or white. Matching coolers are also available.

UF600S

Storage Freezer GN2/1

- Stainless steel cabinet
- Integrated handle
- Reversible solid door
- Electronic thermostat
- Fixed freezing shelves
- Lock
- Adjustable feet with rollers to rear



Description

The UF-S range of storage freezers is the stainless steel version of our UF cabinets. They offer high quality and reliability at a competitive price. It comes in various sizes that all have a clean design with an integrated full-length door handle. The standard freezer cabinet comes with fixed freezing shelves, which helps ensure an even temperature throughout the cabinet. Set the temperature on the easy-to-use digital thermostat display.



UF600

Storage Freezer GN2/1

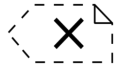
- Integrated handle
- Reversible solid door
- Electronic thermostat
- Fixed freezing shelves
- Adjustable feet with rollers to rear
- Digital temperature display



UF600 W/BASKETS

Storage Freezer

- Includes baskets
- Integrated handle
- Reversible solid door
- Electronic thermostat
- Fixed freezing shelves
- Adjustable feet with rollers to rear
- Digital temperature display



| | UF550 | UF600 | UF600 W/BASKETS | UF600S | UF700V | UF700VS |
|----------------------------|--------------------------|------------------------|------------------------|------------------------|----------------------|----------------------|
| Door No & Type | 1 hinged solid door | 1 hinged solid door | 1 hinged solid door | 1 hinged solid door | 1 hinged solid door | 1 hinged solid door |
| Door Reversible | Yes | Yes | Yes | Yes | Yes | Yes |
| Shelves No & Type | 6 fixed freezing shelves | 6 fixed freezing GN2/1 | 6 fixed freezing GN2/1 | 6 fixed freezing GN2/1 | 3 wire shelves white | 3 wire shelves white |
| Shelf Dimensions | GN2/1 | GN2/1 | GN2/1 | GN2/1 | GN2/1 | GN2/1 |
| Max load on Shelves | kg/m ² 110 | 110 | 110 | 110 | 110 | 110 |
| Temperature Range | °C -24 to -10 | -24 to -10 | -24 to -10 | -24 to -10 | -24 to -10 | -24 to -10 |
| Climate Class | 4 | 4 | 4 | 4 | 4 | 4 |
| Gross / Net Weight | kg 101 / 94 | 112 / 107 | 112 / 107 | 112 / 107 | 122 / 113 | 122 / 113 |
| Gross / Net Volume | l 461 / 420 | 605 / 555 | 605 / 555 | 605 / 555 | 641 / 440 | 641 / 440 |
| Feet / Legs | 2 adjustable feet | 4 adjustable feet | 4 adjustable feet | 4 adjustable feet | 2 adjustable feet | 2 adjustable feet |
| Castors | 2 rollers | 2 rollers | 2 rollers | 2 rollers | 2 rollers | 2 rollers |
| Exterior Finish | White | White | White | SS430 | White | SS430 |
| Interior Finish | White ABS | White ABS | White ABS | White ABS | White ABS | White ABS |
| Interior Light | No | No | No | No | No | No |
| Lock | Yes | Yes | Yes | Yes | Yes | Yes |
| Type of Controller | Electronic | Electronic | Electronic | Electronic | Electronic | Electronic |
| Type of Cooling | Static | Static | Static | Static | Ventilated | Ventilated |
| Type of Defrost | Manual | Manual | Manual | Manual | Electric | Electric |
| Refrigerant | R600a | R600a | R600a | R600a | R290 | R290 |
| Refrigerant Charge | g 130 | 130 | 130 | 130 | 110 | 110 |
| Thermometer | Yes | Yes | Yes | Yes | Yes | Yes |
| Energy Class | | | | | C | C |
| Energy Consumption | kWh/24h 2,24 | 2,24 | 2,24 | 2,24 | 4,65 | 4,65 |
| Annual Energy Cons. | kWh/year 818 | 818 | 818 | 818 | 1697 | 1697 |
| Input Power | W 190 | 190 | 190 | 190 | 540 | 540 |
| Voltage / Frequency | V/Hz | 220-240/50 | 220-240/50 | 220-240/50 | 220-240/50 | 220-240/50 |
| Noise Level | dB(A) 45 | 45 | 45 | 45 | 45 | 45 |
| Internal Dimension (WxDxH) | mm 600 x 555 x 1469 | 653 x 580 x 1680 | 653 x 580 x 1680 | 653 x 580 x 1680 | 653 x 581 x 1660 | 653 x 581 x 1660 |
| External Dimension (WxDxH) | mm 770 x 722 x 1702 | 777 x 695 x 1895 | 777 x 695 x 1895 | 777 x 695 x 1895 | 777 x 730 x 1970 | 777 x 730 x 1970 |
| Packed Dimension (WxDxH) | mm 850 x 770 x 1900 | 850 x 770 x 2070 | 850 x 770 x 2070 | 850 x 770 x 2070 | 840 x 760 x 2120 | 840 x 760 x 2120 |
| 40ft Container Load | pcs 42 | 42 | 42 | 42 | 42 | 42 |

UR Gastronorm Upright Coolers



Freezer Option
Available



Suitable for
Dairy Products



Lock



Designed for GN1/1 pans,
not supplied



Strong castors as option

DID YOU KNOW?

The complete range of our popular UR coolers can be found in the freezer section - stainless steel or white. Matching freezers are also available.

UR600S

Storage Cooler GN2/1

- Stainless steel cabinet
- Integrated handle
- Reversible solid door
- Electronic thermostat
- Fan assisted cooling
- Adjustable shelves GN2/1
- Lock
- Digital controller and temperature display
- Adjustable feet with rollers to rear

C

Description

The UR-S range of storage coolers is the stainless steel version of our UR cabinets. They offer high quality and reliability, wrapped in a clean design. It has fan assisted cooling to ensure a stable temperature throughout the cabinet, which is easily controlled by an electronic thermostat. It comes in various sizes with adjustable shelves, making it easy to customize the interior to fit your needs.



UR600G

Display Cooler GN2/1

- New design
- Hinged glass door
- Electronic thermostat
- Reversible door
- Adjustable shelves
- LED interior light
- Fan assisted cooling



UR600

Storage Cooler GN2/1

- Integrated handle
- Reversible solid door
- Electronic thermostat
- Fan assisted cooling
- Adjustable shelves GN2/1
- Digital controller and temperature display
- Lock
- Adjustable feet with rollers to rear



| | UR550 | UR550S | UR600 | UR600G | UR600S | UR600SG |
|----------------------------|-----------------------|----------------------|----------------------|----------------------|----------------------|----------------------|
| Door No & Type | 1 hinged solid door | 1 hinged solid door | 1 hinged solid door | 1 hinged glass door | 1 hinged solid door | 1 hinged glass door |
| Shelves No & Type | 4 wire shelves white | 4 wire shelves white | 4 wire shelves white | 4 wire shelves white | 4 wire shelves white | 4 wire shelves white |
| Shelf Color | White | White | White | White | White | White |
| Shelf Dimensions | GN2/1 | GN2/1 | GN2/1 | GN2/1 | GN2/1 | GN2/1 |
| Bottom Shelf Dimensions | 650 x 305 | 650 x 305 | 650 x 305 | 650 x 305 | 650 x 305 | 650 x 305 |
| Max load on Shelves | kg/m ² 110 | 110 | 196 | 196 | 196 | 196 |
| Temperature Range | °C +2 to +10 | +2 to +10 | +2 to +10 | +2 to +10 | +2 to +10 | +2 to +10 |
| Climate Class | 4 | 4 | 4 | 4 | 4 | 4 |
| Gross / Net Weight | kg 97 / 90 | 97 / 90 | 112 / 107 | 112 / 107 | 112 / 107 | 112 / 107 |
| Gross / Net Volume | l 461 / 420 | 461 / 420 | 605 / 570 | 605 / 570 | 605 / 570 | 605 / 570 |
| Feet / Legs | 2 adjustable feet | 2 adjustable feet | 4 adjustable feet | 4 adjustable feet | 4 adjustable feet | 4 adjustable feet |
| Castors | 2 rollers | 2 rollers | 2 rollers | 2 rollers | 2 rollers | 2 rollers |
| Exterior Finish | White | SS430 | White | White | SS430 | SS430 |
| Interior Finish | White ABS | White ABS | White ABS | White ABS | White ABS | White ABS |
| Interior Light | No | No | No | LED | No | LED |
| Lock | Yes | Yes | Yes | Yes | Yes | Yes |
| Type of Controller | Electronic | Electronic | Electronic | Electronic | Electronic | Electronic |
| Type of Cooling | Fan assisted | Fan assisted | Fan assisted | Fan assisted | Fan assisted | Fan assisted |
| Type of Defrost | Automatic | Automatic | Automatic | Automatic | Automatic | Automatic |
| Refrigerant | R600a | R600a | R600a | R600a | R600a | R600a |
| Refrigerant Charge | g 95 | 95 | 100 | 100 | 100 | 100 |
| Thermometer | Yes | Yes | Yes | Yes | Yes | Yes |
| Energy Class | C | C | C | B | C | B |
| Energy Consumption | kWh/24h 1,71 | 1,71 | 1,84 | 2,25 | 1,84 | 2,25 |
| Annual Energy Cons. | kWh/year 624 | 624 | 672 | 820 | 672 | 820 |
| Input Power | W 130 | 130 | 130 | 130 | 130 | 130 |
| Voltage / Frequency | V/Hz 220-240/50 | 220-240/50 | 220-240/50 | 220-240/50 | 220-240/50 | 220-240/50 |
| Noise Level | dB(A) 45 | 45 | 45 | 45 | 45 | 45 |
| Internal Dimension (WxDxH) | mm 600 x 555 x 1469 | 600 x 555 x 1469 | 653 x 580 x 1680 | 653 x 580 x 1680 | 653 x 580 x 1680 | 653 x 580 x 1680 |
| External Dimension (WxDxH) | mm 770 x 722 x 1702 | 770 x 722 x 1702 | 777 x 695 x 1895 | 777 x 695 x 1895 | 777 x 695 x 1895 | 777 x 695 x 1895 |
| Packed Dimension (WxDxH) | mm 850 x 770 x 1890 | 850 x 770 x 1890 | 850 x 770 x 2070 | 850 x 770 x 2070 | 850 x 770 x 2070 | 850 x 770 x 2070 |
| 40ft Container Load | pcs 42 | 42 | 42 | 42 | 42 | 42 |
| Total Display Area | m ² | | | 0,91 | | 0,91 |
| Door Reversible | Yes | Yes | Yes | Yes | Yes | Yes |



BLAST CHILLERS

Blast Chiller & Freezer

TEFCOLD blast chillers are widely used in professional kitchens when food needs to be cooled rapidly and hygienically. Using blast chillers for chilling or freezing retains the colour, texture and taste of the food. Core temperature sensors included.

Four different chill settings are pre-programmed into the programmable thermostats.

All sizes are supplied in high quality SS304 stainless steel and dimensioned for GN and Euronorm sizes.




TEFCOLD BLC10

Blast Chiller with pre-programmed thermostat.

For use in professional kitchens when food needs to be cooled rapidly and hygienically.

GASTRO Blast Chillers



Guides for GN1/1 and
Euronorm

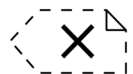


Pre-programmed
thermostat

BLC10

Blast Chiller/Freezer GN1/1

- Stainless steel
- Core sensor included
- Programmable thermostat
- 4 pre-set programs
- Guides for GN1/1 and Euronorm pans
- Reversible self-closing door
- Adjustable legs



Description

The BLC range of blast chillers are widely used in professional kitchens when food needs to be cooled rapidly and hygienically. Using blast chillers for chilling or freezing retains the colour, texture and taste of the food. Core temperature sensors included. Four different chill settings are pre-programmed into the programmable thermostats. Available in different sizes, all made in high quality SS304 stainless steel and dimensioned for GN and Euronorm sizes.



BLC5

Blast Chiller/Freezer GN1/1

- Stainless steel
- Core sensor included
- Programmable thermostat
- 4 pre-set programs
- Guides for GN1/1 and Euronorm pans
- Reversible self-closing door
- Adjustable legs



BLC3

Blast Chiller/Freezer GN1/1

- Stainless steel
- Core sensor included
- Programmable thermostat
- 4 pre-set programs
- Guides for GN1/1 and Euronorm pans
- Reversible self-closing door
- Adjustable legs



| | | BLC10 | BLC3 | BLC5 |
|----------------------------|-------|----------------------------------|----------------------------------|----------------------------------|
| Capacity Cooling | kg | 40 | 12 | 18 |
| Capacity Freezing | kg | 28 | 8 | 14 |
| Capacity GN Pans | pcs | 10 | 3 | 5 |
| Door No & Type | | 1 hinged self-closing solid door | 1 hinged self-closing solid door | 1 hinged self-closing solid door |
| Door Reversible | | Yes | Yes | Yes |
| Temperature Range | °C | -18 to +70 / +3 to +70 | -18 to +70 / +3 to +70 | -18 to +70 / +3 to +70 |
| Climate Class | | 4 | 4 | 4 |
| Gross / Net Weight | kg | 175 / 170 | 122 / 117 | 125 / 120 |
| Gross / Net Volume | l | 235 / 218 | 92 / 82 | 111 / 100 |
| Feet / Legs | | 4 adjustable legs | 4 adjustable legs | 4 adjustable legs |
| Castors | | Option | Option | Option |
| Exterior Finish | | SS304 | SS304 | SS304 |
| Interior Finish | | SS304 | SS304 | SS304 |
| Type of Controller | | Programmable | Programmable | Programmable |
| Type of Cooling | | Blast | Blast | Blast |
| Type of Defrost | | Automatic, hot gas | Automatic, hot gas | Automatic, hot gas |
| Refrigerant | | R290 | R290 | R290 |
| Refrigerant Charge | g | 150 | 130 | 130 |
| Thermometer | | Yes | Yes | Yes |
| Input Power | W | 1298 | 700 | 800 |
| Voltage / Frequency | V/Hz | 220-240/50 | 220-240/50 | 220-240/50 |
| Noise Level | dB(A) | 49 | 49 | 49 |
| Internal Dimension (WxDxH) | mm | 660 x 420 x 870 | 660 x 420 x 330 | 660 x 420 x 400 |
| External Dimension (WxDxH) | mm | 800 x 815 x 1635 | 800 x 815 x 935 | 800 x 815 x 1005 |
| Packed Dimension (WxDxH) | mm | 900 x 920 x 1730 | 900 x 920 x 1110 | 900 x 920 x 1200 |
| 40ft Container Load | pcs | 26 | 52 | 52 |



UNDERCOUNTERS

Stainless Steel Flex Cooling Drawer Cabinet - Stainless Steel Undercounters

TEFCOLD undercounter range features models in high quality SS304 stainless steel with drawers and/or cabinets for installation under a counter in restaurants, cafés or bistros.

They are designed to GN dimensions with solid wire shelves and self-closing doors, or fitted with drawers. Cooling range goes from -2 to +8 degrees, making them ideal for a wide range of uses.

Our UD range offers a flexible solution, where you can switch from cooling to freezing at the touch of a button. This is perfect when space is limited.

Temperature range can be set from -21 to -18 degrees, or +1 to +4 degrees. The four different products in the range can have one or two drawers, and come in two different widths.

They are all dimensioned for GN canteens up to 150 mm deep.

Please note that the drawers should not be used without gastronorm pans and pans are accessory.

The top plate is designed to be able to withstand heavy appliances, such as deep fryers, ovens and the like.



TEFCOLD UC5360
Undercounter in stainless steel.
With GN1/1 dimensioned drawers for optimal service operations.



Dual
Temperature



Switchable
Cooler /
Freezer




DID YOU KNOW?

Our ambitions are high.
We want to grow and
aim to have the highest
customer satisfaction
in the market.

UD2-3

GN3/1 Uni-Drawer

- Two drawers individually switchable cooling/freezing
- Easily switchable between cooler and freezer
- Maximized storage space
- Ventilated cooling for fast pull-down and even temperature
- Automatic defrost
- Impressive storage space
- Maximum load capacity per drawer 60 kg
- Maximum load capacity of table top 240 kg



From fridge to freeze by the
touch of one button



GN3/1 drawers

Description

The UD range of uni-drawers offers a flexible solution, where you can switch the drawers individually from cooling to freezing at the touch of a button. This is perfect when space is limited. Temperature range can be set from -21 to -18 degrees, or +1 to +4 degrees. It is available in two different widths, with 1 or 2 drawers. They are all dimensioned for GN canteens up to 150 mm deep. The top plate is designed to be able to withstand heavy appliances, such as deep fryers, ovens and the like.



UD1-2

GN2/1 Uni-Drawer



- One drawer switchable cooling/freezer
- Easily switchable between cooler and freezer
- Maximized storage space
- Ventilated cooling for fast pull-down and even temperature
- Automatic defrost
- Impressive storage space
- Maximum load capacity per drawer 60 kg
- Maximum load capacity of table top 240 kg

UD2-2

GN2/1 Uni-Drawer



- Two drawers individually switchable cooling/freezing
- Easily switchable between cooler and freezer
- Maximized storage space
- Ventilated cooling for fast pull-down and even temperature
- Automatic defrost
- Impressive storage space
- Maximum load capacity per drawer 60 kg
- Maximum load capacity of table top 240 kg

| | | UD1-2 | UD1-3 | UD2-2 | UD2-3 |
|----------------------------|----------|------------------------|------------------------|------------------------|------------------------|
| Capacity GN Pans | pcs | 2 | 3 | 4 | 6 |
| Drawers | pcs | 1 | 1 | 2 | 2 |
| Temperature Range | °C | -21 to -18 /+ 1 to +4 | -21 to -18 /+ 1 to +4 | -21 to -18 /+ 1 to +4 | -21 to -18 /+ 1 to +4 |
| Climate Class | | 5 | 5 | 5 | 5 |
| Gross / Net Weight | kg | 82 / 72 | 105 / 90 | 125 / 113 | 154 / 131 |
| Gross / Net Volume | l | 78 / 51 | 116 / 77 | 179 / 102 | 265 / 154 |
| Castors | | 4 wheels, 2 with brake | 4 wheels, 2 with brake | 4 wheels, 2 with brake | 4 wheels, 2 with brake |
| Exterior Finish | | SS304 | SS304 | SS304 | SS304 |
| Interior Finish | | SS304 | SS304 | SS304 | SS304 |
| Type of Controller | | Electronic | Electronic | Electronic | Electronic |
| Type of Cooling | | Ventilated | Ventilated | Ventilated | Ventilated |
| Type of Defrost | | Automatic | Automatic | Automatic | Automatic |
| Refrigerant | | R290 | R290 | R290 | R290 |
| Refrigerant Charge | g | 70 | 70 | 140 | 140 |
| Thermometer | | Yes | Yes | Yes | Yes |
| Energy Consumption | kWh/24h | 2,21 | 2,39 | 3,66 | 3,88 |
| Annual Energy Cons. | kWh/year | 807 | 872 | 1336 | 1416 |
| Input Power | W | 270 | 270 | 540 | 540 |
| Voltage / Frequency | V/Hz | 220-240/50 | 220-240/50 | 220-240/50 | 220-240/50 |
| Noise Level | dB(A) | 54 | 54 | 54 | 54 |
| Internal Dimension (WxDxH) | mm | 675 x 565 x 205 | 1000 x 565 x 205 | 675 x 565 x 470 | 1000 x 565 x 470 |
| External Dimension (WxDxH) | mm | 905 x 700 x 600 | 1230 x 700 x 600 | 905 x 700 x 865 | 1230 x 700 x 865 |
| Packed Dimension (WxDxH) | mm | 980 x 770 x 740 | 1310 x 770 x 740 | 980 x 770 x 1000 | 1310 x 770 x 1000 |
| 40ft Container Load | pcs | 90 | 72 | 60 | 48 |

Under Counters w/Doors

**UC5410**

Under Counter GN1/1

- Stainless steel
- Automatic defrost
- Self-closing doors
- Adjustable legs
- Ventilated cooling



GN1/1 shelves



Strong castors as option

Description

The UC range of under counters is made for professional kitchens and have GN1/1 dimensioned shelves. The coolers are made in SS304 stainless steel and are available with 2-, 3- or 4 self-closing doors. A ventilated cooling system ensures a fast pull-down time and an even temperature. The temperature setting can be adjusted via the electronic thermostat. Also available in similar models with drawers instead of doors.



UC5210

Under Counter GN1/1

- Stainless steel
- Automatic defrost
- Self-closing doors
- Adjustable legs
- Ventilated cooling

C

UC5310

Under Counter GN1/1

- Stainless steel
- Automatic defrost
- Self-closing doors
- Adjustable legs
- Ventilated cooling

C

| | | UC5210 | UC5310 | UC5410 |
|----------------------------|----------|-----------------------------|-----------------------------|-----------------------------|
| Door No & Type | | 2 hinged self-closing doors | 3 hinged self-closing doors | 4 hinged self-closing doors |
| Shelves No & Type | | 2 wire shelves white | 3 wire shelves white | 4 wire shelves white |
| Shelf Dimensions | | GN1/1 | GN1/1 | GN1/1 |
| Shelf Color | | White | White | White |
| Drawers | pcs | 0 | 0 | 0 |
| Temperature Range | °C | -2 to +8 | -2 to +8 | -2 to +8 |
| Climate Class | | 4 | 4 | 4 |
| Gross / Net Weight | kg | 95 / 82 | 135 / 125 | 160 / 150 |
| Gross / Net Volume | l | 180 / 170 | 277 / 262 | 370 / 350 |
| Feet / Legs | | 4 adjustable legs | 4 adjustable legs | 6 adjustable legs |
| Exterior Finish | | SS304 | SS304 | SS304 |
| Interior Finish | | SS304 | SS304 | SS304 |
| Type of Controller | | Electronic | Electronic | Electronic |
| Type of Cooling | | Ventilated | Ventilated | Ventilated |
| Type of Defrost | | Automatic | Automatic | Automatic |
| Refrigerant | | R600a | R600a | R600a |
| Refrigerant Charge | g | 85 | 85 | 95 |
| Thermometer | | Yes | Yes | Yes |
| Energy Class | | C | C | C |
| Energy Consumption | kWh/24h | 2,15 | 2,51 | 2,68 |
| Annual Energy Cons. | kWh/year | 785 | 916 | 978 |
| Input Power | W | 300 | 300 | 300 |
| Voltage / Frequency | V/Hz | 220-240/50 | 220-240/50 | 220-240/50 |
| Noise Level | dB(A) | 42 | 42 | 42 |
| Internal Dimension (WxDxH) | mm | 902 x 530 x 389 | 1337 x 530 x 389 | 1772 x 530 x 389 |
| External Dimension (WxDxH) | mm | 1360 x 700 x 670 | 1795 x 700 x 670 | 2230 x 700 x 670 |
| Packed Dimension (WxDxH) | mm | 1405 x 750 x 720 | 1830 x 750 x 720 | 2260 x 750 x 720 |
| 40ft Container Load | pcs | 72 | 54 | 48 |

Under Counters w/Drawers

**UC5480**

Under Counter GN1/1

- Stainless steel
- Automatic defrost
- GN1/1 Drawers
- Adjustable legs
- Ventilated cooling



GN1/1 drawers



Strong castors as option

Description

The UC range of under counters is made for professional kitchens and have GN1/1 dimensioned drawers. The coolers are made in SS304 stainless steel and are available with 4-, 6- or 8 drawers. A ventilated cooling system ensures a fast pull-down time and an even temperature. The temperature setting can be adjusted via the electronic thermostat. Also available in similar models with doors instead of drawers.



UC5240

Under Counter GN1/1

- Stainless steel
- Automatic defrost
- GN1/1 Drawers
- Adjustable legs
- Ventilated cooling



UC5360

Under Counter GN1/1

- Stainless steel
- Automatic defrost
- GN1/1 Drawers
- Adjustable legs
- Ventilated cooling



| | | UC5240 | UC5360 | UC5480 |
|----------------------------|----------|-------------------|-------------------|-------------------|
| Door No & Type | | | | |
| Shelves No & Type | | | | |
| Drawers | pcs | 4 GN1/1 drawers | 6 GN1/1 drawers | 8 GN1/1 drawers |
| Temperature Range | °C | +2 to +8 | +2 to +8 | +2 to +10 |
| Climate Class | | 4 | 4 | 4 |
| Gross / Net Weight | kg | 95 / 82 | 135 / 125 | 160 / 150 |
| Gross / Net Volume | l | 180 / 170 | 277 / 262 | 370 / 350 |
| Feet / Legs | | 4 adjustable legs | 4 adjustable legs | 6 adjustable legs |
| Exterior Finish | | SS304 | SS304 | SS304 |
| Interior Finish | | SS304 | SS304 | SS304 |
| Type of Controller | | Electronic | Electronic | Electronic |
| Type of Cooling | | Ventilated | Ventilated | Ventilated |
| Type of Defrost | | Automatic | Automatic | Automatic |
| Refrigerant | | R600a | R600a | R600a |
| Refrigerant Charge | g | 85 | 85 | 95 |
| Thermometer | | Yes | Yes | Yes |
| Energy Class | | C | C | C |
| Energy Consumption | kWh/24h | 2,15 | 2,51 | 2,68 |
| Annual Energy Cons. | kWh/year | 785 | 916 | 978 |
| Input Power | W | 300 | 300 | 300 |
| Voltage / Frequency | V/Hz | 220-240/50 | 220-240/50 | 220-240/50 |
| Noise Level | dB(A) | 42 | 42 | 42 |
| Internal Dimension (WxDxH) | mm | 902 x 530 x 389 | 1337 x 530 x 389 | 1772 x 530 x 389 |
| External Dimension (WxDxH) | mm | 1360 x 700 x 670 | 1795 x 700 x 670 | 2230 x 700 x 670 |
| Packed Dimension (WxDxH) | mm | 1405 x 750 x 720 | 1830 x 750 x 720 | 2260 x 750 x 720 |
| 40ft Container Load | pcs | 72 | 54 | 48 |



G-LINE

G-Line Counters - G-Line Pizza Counters - G-Line Saladettes - G-Line Cabinets

G-Line by TEFCOLD is our budget version of the popular Gastro range, now featuring updated design. G-Line products are made of the harder grade SS201 steel - making them more economic than cabinets in SS304 steel.

G-line is a limited range, but covers all our best-selling product types for the HORECA sector upright cabinets, cooling counters, cooling and freezer cabinets, pizza counters etc.

All G-Line products are designed to store packaged products. And even though we use SS201 steel for economy, no compromise has been made in terms of cooling capacity and quality.

All the units are dimensioned for GN canteens.



TEFCOLD GUF70
G-line counter in steel grade SS201.
More economic with same great cooling capacity.

GASTRO G-Line Counters

DID YOU KNOW?

We offer commercial refrigeration and freezing solutions, that meets our costumers needs effectively, profitably and free of technical concerns.



GC73

Counter Cooler GN1/1

- Great value-for-money range
- Stainless steel
- Automatic defrost
- Self-closing doors
- Removeable table top with splashback
- Adjustable legs
- Ventilated cooling

B



Adjustable shelves



Drawers available as separate kit

Description

The value-for-money G-line counter cooler is designed with GN1/1 dimensioned cupboards and is a perfect fit for gastronorm pans. It is made in stainless steel and is a great option for professional kitchens. It comes with adjustable shelves and legs for optimal flexibility.



GF72

Counter Freezer GN1/1

D

- Great value-for-money range
- Freezing unit
- Stainless steel
- Ventilated cooling
- Automatic defrost
- Self-closing doors
- Removeable table top with splashback
- Adjustable legs

GC72

Counter Cooler GN1/1

B

- Great value-for-money range
- Stainless steel
- Automatic defrost
- Self-closing doors
- Removeable table top with splashback
- Adjustable legs
- Ventilated cooling

| | | GC72 | GC73 | GF72 |
|----------------------------|----------|-----------------------------|-----------------------------|-----------------------------|
| Door No & Type | | 2 hinged self-closing doors | 3 hinged self-closing doors | 2 hinged self-closing doors |
| Shelves No & Type | | 2 wire shelves white | 3 wire shelves white | 2 wire shelves white |
| Shelf Dimensions | | GN1/1 | GN1/1 | GN1/1 |
| Shelf Color | | White | White | White |
| Temperature Range | °C | -2 to +10 | -2 to +10 | -20 to -10 |
| Climate Class | | 4 | 4 | 4 |
| Gross / Net Weight | kg | 104 / 94 | 151 / 134 | 104 / 94 |
| Gross / Net Volume | l | 282 / 272 | 417 / 402 | 282 / 272 |
| Feet / Legs | | 4 adjustable legs | 4 adjustable legs | 4 adjustable legs |
| Exterior Finish | | SS201 | SS201 | SS201 |
| Interior Finish | | SS201 | SS201 | SS201 |
| Type of Controller | | Electronic | Electronic | Electronic |
| Type of Cooling | | Ventilated | Ventilated | Ventilated |
| Type of Defrost | | Automatic | Automatic | Automatic |
| Refrigerant | | R600a | R600a | R290 |
| Refrigerant Charge | g | 95 | 95 | 90 |
| Thermometer | | Yes | Yes | Yes |
| Energy Class | | B | B | D |
| Energy Consumption | kWh/24h | 1,98 | 2,45 | 6,95 |
| Annual Energy Cons. | kWh/year | 723 | 894 | 2537 |
| Input Power | W | 300 | 300 | 470 |
| Voltage / Frequency | V/Hz | 220-240/50 | 220-240/50 | 220-240/50 |
| Noise Level | dB(A) | 42 | 42 | 42 |
| Internal Dimension (WxDxH) | mm | 902 x 530 x 589 | 1337 x 530 x 589 | 902 x 530 x 589 |
| External Dimension (WxDxH) | mm | 1360 x 700 x 980 | 1795 x 700 x 980 | 1360 x 700 x 980 |
| Packed Dimension (WxDxH) | mm | 1405 x 750 x 1010 | 1830 x 750 x 1010 | 1405 x 750 x 1010 |
| 40ft Container Load | pcs | 48 | 38 | 48 |

G-Line Pizza Tables & Saladettes



GP93

Pizza Counter GN1/1

- Great value-for-money range
- Granite table top
- Automatic defrost
- Doors
- Adjustable feet
- Stainless steel cabinet
- Fan assisted cooling



Adjustable shelves



Easy access to clean dust filter

Description

G-line value-for-money pizza counter with granite tabletop. Ideal for creating pizzas, as the granite table top stays cool and makes it harder for the dough to stick to the table top. The counter well at the top accepts GN pans in size 1/6 and the cupboards have GN1/1 dimensions.



GP92

Pizza Counter GN1/1

- Great value-for-money range
- Granite table top
- Automatic defrost
- Adjustable feet
- Stainless steel cabinet
- Fan assisted cooling



GS91

Saladette Counter GN1/1

- Great value-for-money range
- Automatic defrost
- Adjustable shelves GN1/1
- Adjustable feet
- Stainless steel cabinet
- Fan assisted cooling



| | GP92 | GP93 | GS91 | GS92 |
|----------------------------|----------------------|----------------------|----------------------|----------------------|
| Door No & Type | 2 hinged solid doors | 3 hinged solid doors | 2 hinged solid doors | 2 hinged solid doors |
| Shelves No & Type | 2 wire shelves white | 3 wire shelves white | 2 wire shelves white | 2 wire shelves white |
| Shelf Dimensions | GN1/1 | GN1/1 | GN1/1 | GN1/1 |
| Shelf Color | White | White | White | White |
| Temperature Range | °C +2 to +10 | +2 to +10 | +2 to +10 | +2 to +10 |
| Climate Class | 4 | 4 | 4 | 4 |
| Gross / Net Weight | kg 111 / 101 | 166 / 156 | 77 / 67 | 77 / 67 |
| Gross / Net Volume | l 260 / 230 | 400 / 368 | 260 / 225 | 260 / 225 |
| Feet / Legs | 4 adjustable feet | 4 adjustable feet | 4 adjustable feet | 4 adjustable feet |
| Exterior Finish | SS201 | SS201 | Stainless steel | Stainless steel |
| Interior Finish | SS201 | SS201 | Stainless steel | Stainless steel |
| Type of Controller | Electronic | Electronic | Electronic | Electronic |
| Type of Cooling | Fan assisted | Fan assisted | Fan assisted | Fan assisted |
| Type of Defrost | Automatic | Automatic | Automatic | Automatic |
| Refrigerant | R600a | R600a | R600a | R600a |
| Refrigerant Charge | g 70 | 110 | 68 | 68 |
| Thermometer | Yes | Yes | Yes | Yes |
| Energy Class | | | C | |
| Energy Consumption | kWh/24h 2,2 | 2,4 | 3,12 | 2,4 |
| Annual Energy Cons. | kWh/year 803 | 876 | 1139 | 876 |
| Input Power | W 230 | 175 | 155 | 155 |
| Voltage / Frequency | V/Hz 220-240/50 | 220-240/50 | 220-240/50 | 220-240/50 |
| Noise Level | dB(A) 42 | 42 | 42 | 42 |
| Internal Dimension (WxDxH) | mm 830 x 515 x 500 | 1295 x 515 x 500 | 830 x 515 x 526 | 830 x 515 x 526 |
| External Dimension (WxDxH) | mm 900 x 700 x 1100 | 1365 x 700 x 1100 | 900 x 700 x 877 | 900 x 700 x 877 |
| Packed Dimension (WxDxH) | mm 980 x 770 x 1250 | 1440 x 770 x 1250 | 980 x 770 x 1040 | 980 x 770 x 1040 |
| 40ft Container Load | pcs 72 | 48 | 72 | 72 |

G-Line Pizza Tables & Saladettes



GSS435

Saladette Counter GN1/1

- Great value-for-money range
- Stainless steel cabinet
- Adjustable shelves
- Suitable for GN pans (not included)
- Automatic defrost
- Adjustable feet
- Fan assisted cooling
- Self-closing doors



Digital controller



Stainless steel lid for protection of food

Description

The G-line saladette counters are perfect for busy kitchen environments with 1/1 gastronorm dimensioned cupboards and adjustable shelves. They offer great value for money.

The saladette well accepts GN-pans in sizes 1/6, 1/3, and 1/9.



DID YOU KNOW?

It is our mission to provide our customers an excellent service and make their life easy - help them sell more and make more money.

GSS20

Saladette Counter GN1/1



- Great value-for-money range
- Stainless steel cabinet
- Adjustable shelves
- Suitable for GN pans (not included)
- Automatic defrost
- Adjustable feet
- Fan assisted cooling
- Self-closing doors

| | | GSS20 | GSS435 |
|----------------------------|----------|----------------------|----------------------|
| Door No & Type | | 2 hinged solid doors | 3 hinged solid doors |
| Shelves No & Type | | 2 wire shelves white | 3 wire shelves white |
| Shelf Dimensions | | GN1/1 | GN1/1 |
| Shelf Color | | White | White |
| Temperature Range | °C | +2 to +10 | +2 to +10 |
| Climate Class | | 4 | 4 |
| Gross / Net Weight | kg | 90 / 80 | 128 / 118 |
| Gross / Net Volume | l | 228 / 201 | 348 / 320 |
| Feet / Legs | | 4 adjustable feet | 4 adjustable feet |
| Exterior Finish | | Stainless steel | Stainless steel |
| Interior Finish | | Stainless Steel | Stainless Steel |
| Type of Controller | | Electronic | Electronic |
| Type of Cooling | | Fan assisted | Fan assisted |
| Type of Defrost | | Automatic | Automatic |
| Refrigerant | | R600a | R600a |
| Refrigerant Charge | g | 68 | 110 |
| Thermometer | | Yes | Yes |
| Energy Consumption | kWh/24h | 2 | 2,4 |
| Annual Energy Cons. | kWh/year | 730 | 876 |
| Input Power | W | 155 | 175 |
| Voltage / Frequency | V/Hz | 220-240/50 | 220-240/50 |
| Noise Level | dB(A) | 42 | 42 |
| Internal Dimension (WxDxH) | mm | 830 x 515 x 500 | 1295 x 515 x 500 |
| External Dimension (WxDxH) | mm | 900 x 700 x 950 | 1365 x 700 x 950 |
| Packed Dimension (WxDxH) | mm | 980 x 770 x 1170 | 1400 x 770 x 1170 |
| 40ft Container Load | pcs | 72 | 48 |

G-Line Upright Cabinets



Lock

**GUC140**

Upright Cooler GN2/1

- Stainless steel cabinet
- Ventilated cooling
- Digital controller and temperature display
- Lock
- Self-closing doors
- Adjustable shelves GN2/1
- Strong wheels
- Great value-for-money range



Adjustable shelves



Ventilated cooling

Description


The G-line upright cooler is designed for busy kitchen environments. It has strong wheels for flexibility and a stainless steel exterior for high durability. It has adjustable shelving and accepts GN2/1 gastronorm pans. A great value-for-money product.



GUC70

Upright Cooler GN2/1

- Stainless steel cabinet
- Reversible solid door
- Ventilated cooling
- Digital controller and temperature display
- Lock
- Self-closing door
- Adjustable shelves GN2/1
- Strong wheels
- Great value-for-money range



GUF70

Upright Freezer GN2/1

- Great value-for-money range
- Reversible solid door
- Stainless steel cabinet
- Ventilated cooling
- Lock
- Self-closing door
- Adjustable shelves GN2/1
- Strong wheels



| | | GUC140 | GUC70 | GUF140 | GUF70 |
|----------------------------|-------------------|-----------------------------------|----------------------------------|-----------------------------------|----------------------------------|
| Door No & Type | | 2 hinged self-closing solid doors | 1 hinged self-closing solid door | 2 hinged self-closing solid doors | 1 hinged self-closing solid door |
| Shelves No & Type | | 6 wire shelves | 3 wire shelves | 6 wire shelves | 3 wire shelves |
| Shelf Color | | White | White | White | White |
| Shelf Dimensions | | GN2/1 | GN2/1 | GN2/1 | GN2/1 |
| Max load on Shelves | kg/m ² | 110 | 110 | 110 | 110 |
| Temperature Range | °C | +2 to +8 | +2 to +8 | -24 to -18 | -24 to -18 |
| Climate Class | | 4 | 4 | 4 | 4 |
| Gross / Net Weight | kg | 160 / 140 | 145 / 120 | 160 / 140 | 145 / 120 |
| Gross / Net Volume | l | 1166 / 1056 | 565 / 528 | 1166 / 1056 | 565 / 528 |
| Castors | | 4 wheels, 2 with brake | 4 wheels, 2 with brake | 4 wheels, 2 with brake | 4 wheels, 2 with brake |
| Exterior Finish | | SS201 | SS201 | SS201 | SS201 |
| Interior Finish | | SS201 | SS201 | SS201 | SS201 |
| Interior Light | | No | No | No | No |
| Lock | | Yes | Yes | Yes | Yes |
| Type of Controller | | Electronic | Electronic | Electronic | Electronic |
| Type of Cooling | | Ventilated | Ventilated | Ventilated | Ventilated |
| Type of Defrost | | Automatic | Automatic | Automatic | Automatic |
| Refrigerant | | R290 | R290 | R290 | R290 |
| Refrigerant Charge | g | 150 | 90 | 145 | 90 |
| Thermometer | | Yes | Yes | Yes | Yes |
| Energy Class | | C | C | D | D |
| Energy Consumption | kWh/24h | 1,68 | 1,22 | 8,25 | 5,83 |
| Annual Energy Cons. | kWh/year | 613 | 445 | 3011 | 2128 |
| Input Power | W | 320 | 255 | 730 | 565 |
| Voltage / Frequency | V/Hz | 220-240/50 | 220-240/50 | 220-240/50 | 220-240/50 |
| Noise Level | dB(A) | 45 | 45 | 45 | 45 |
| Internal Dimension (WxDxH) | mm | 1220 x 680 x 1380 | 560 x 680 x 1380 | 1220 x 680 x 1380 | 560 x 680 x 1380 |
| External Dimension (WxDxH) | mm | 1340 x 845 x 2000 | 680 x 845 x 2000 | 1340 x 845 x 2000 | 680 x 845 x 2000 |
| Packed Dimension (WxDxH) | mm | 1400 x 880 x 2070 | 720 x 880 x 2050 | 1400 x 880 x 2070 | 720 x 880 x 2050 |
| 40ft Container Load | pcs | 21 | 42 | 21 | 42 |
| Door Reversible | | No | Yes | No | Yes |



ICE MAKERS

Air Cooled Ice Makers

Our range of ice makers uses a spray system to produce crystal clear, slow melting ice cubes with a thimble shape.

We have chosen to introduce these specific ice makers, because of their high quality and the fact that they are easy to install, use, and clean. Furthermore, the units have a very low water- and energy consumption.

The units are ideal for use in cafes, restaurants, pubs, bars, fast-food venues, and other hospitality establishments that require gourmet ice cubes for soft drinks, cocktails, or food preparation.



TEFCOLD TC57

Low energy air-cooled ice makers.

When you need crystal clear ice cubes for beverages or food preparation.

ICE MAKERS

TC Ice Makers

ECO-FRIENDLY
REFRIGERANT R290



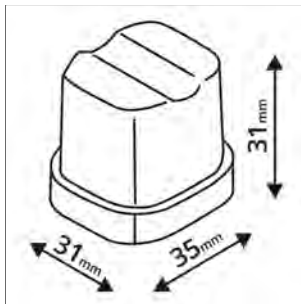
New Product



Special
Installation



Easy to clean condenser filter



Ice cube dimensions

TC85 Ice Maker

- Cubed ice approx. 31x35x31mm (18 g)
- Production Capacity 85 kg/24 h
- Storage Capacity 40 kg
- Low energy air-cooled system
- Spray system produces individual clear ice cubes
- Self-contained ice machine with storage
- Ag+ easy to clean surfaces in the storage bin
- High quality SS304 stainless steel
- 4 Legs and 4 adjustable feet included
- Scoop for ice cubes included
- Fully automatic





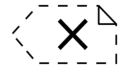
TC26 Ice Maker



- Cubed ice approx. 31x35x31mm (18 g)
- Production Capacity 26 kg/24 h
- Storage Capacity 8 kg
- Low energy air-cooled system
- Spray system produces individual clear ice cubes
- Self-contained ice machine with storage
- Ag+ easy to clean surfaces in the storage bin
- High quality SS304 stainless steel
- 4 Legs and 4 adjustable feet included
- Scoop for ice cubes included
- Fully automatic



TC37 Ice Maker



- Cubed ice approx. 31x35x31mm (18 g)
- Production Capacity 37 kg/24 h
- Storage Capacity 16 kg
- Low energy air-cooled system
- Spray system produces individual clear ice cubes
- Self-contained ice machine with storage
- Ag+ easy to clean surfaces in the storage bin
- High quality SS304 stainless steel
- 4 Legs and 4 adjustable feet included
- Scoop for ice cubes included
- Fully automatic

| | | TC26 | TC37 | TC57 | TC85 |
|----------------------------|----------|----------------------------|----------------------------|----------------------------|----------------------------|
| Capacity Ice Production | kg/24h | 26 | 37 | 57 | 85 |
| Capacity In Ice Container | kg | 8 | 16 | 28 | 40 |
| Size of Ice Cubes | mm | 31 x 35 x 31 (18g) | 31 x 35 x 31 (18g) | 31 x 35 x 31 (18g) | 31 x 35 x 31 (18g) |
| Water Consumption | l/24h | 43 | 57 | 84 | 129 |
| Climate Class | | 5 | 5 | 5 | 5 |
| Gross / Net Weight | kg | 39 / 33.4 | 48 / 40 | 55.6 / 48.15 | 94 / 85 |
| Feet / Legs | | 4 adjustable feet and legs | 4 adjustable feet and legs | 4 adjustable feet and legs | 4 adjustable feet and legs |
| Exterior Finish | | SS304 | SS304 | SS304 | SS304 |
| Type of Controller | | Electronic | Electronic | Electronic | Electronic |
| Type of Cooling | | Static | Static | Static | Static |
| Refrigerant | | R290 | R290 | R290 | R290 |
| Refrigerant Charge | g | 66 | 68 | 80 | 125 |
| Energy Consumption | kWh/24h | 5,9 | 10,4 | 14,7 | 16,4 |
| Annual Energy Cons. | kWh/year | 2154 | 3796 | 5366 | 5986 |
| Input Power | W | 350 | 520 | 650 | 1000 |
| Voltage / Frequency | V/Hz | 220-240/50 | 220-240/50 | 220-240/50 | 220-240/50 |
| External Dimension (WxDxH) | mm | 390 x 515 x 640 | 500 x 580 x 690 | 500 x 580 x 800 | 738 x 600 x 822 |
| Packed Dimension (WxDxH) | mm | 450 x 575 x 710 | 555 x 635 x 855 | 555 x 635 x 965 | 800 x 660 x 1000 |
| 40ft Container Load | pcs | 368 | 231 | 144 | 102 |

BRANDING

We take customization to the next level in our in-house branding facilities. Our experts can help transform your coolers and freezers into tailor-made promoters of your brand.

Branding is an excellent way of attracting more attention, regardless of whether you are an artisan producer or a big multinational company. We are happy to help with branding of one product or many, big or small. If you are interested, please contact our sales staff to hear more about the different options.

STEP 1: Help and guidance

Take full advantage of our experience. We are happy to provide advice, so we can find the most effective way to brand your new coolers and freezers both in terms of cost and impact for your customers.

STEP 2: Artwork preparation

Send us your creative artwork and we will prepare it for printing. If you need help with the design, let us know.

STEP 3: Printing and application

Leave the rest up to our skilled branding team. Your design will go through our state-of-the-art printer and be expertly applied to your cabinets. Ready to start wowing your customers.

Branding possibilities

- Sides
- Canopy
- Door/glass
- Frame
- Shelf fronts



LIVING UP TO EU REGULATIONS

It can be difficult to stay on top of all EU regulations and classifications in the cooling industry. You could fill up one ring binder after the next if you printed them all – and more are coming. The good news is that you don't have to know all the details. That is our job.

We can assure you that we use EU labels and register in the EPREL EU database as required, we follow the standards on eco-friendly refrigerants, and we test the quality of the cabinets. Just to mention a few very important topics. It is our mission to make the life of our customers easier.

EU energy efficiency labels

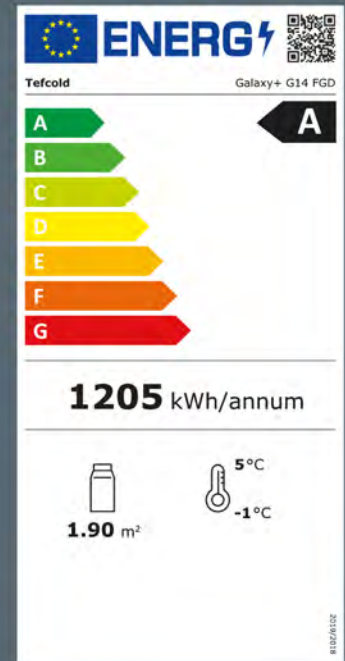
Most, but not all, commercial refrigeration products are required to have an EU energy efficiency label. The new scale that was introduced in March 2021 goes from A-G, where A is the most energy efficient.

It is not possible to compare energy labels across product groups. There are different criteria behind the labels according to different product groups. This is what makes it all so complicated.

However, if you are looking for an energy efficient cabinet, a good rule of thumb is to look at the annual energy consumption of the unit as well, rather than the EU energy rating alone. This will also give you an indication of the running costs of the cabinet.

All products that have an EU energy efficiency label, you can check in the EPREL database. You can also show this to your customers, as the EU energy efficiency label inside the cabinet has a QR code that shows them directly into the database, where they can see classification, energy consumption, EEI etc.

EU energy efficiency labels



Eco-friendly refrigerants

At TEFCOLD, we only use eco-friendly refrigerants and have been doing so for some time now. During the last couple of years, the EU has banned the use of numerous refrigerants, leaving only a handful of natural refrigerants with a GWP (Global Warming Potential) below 150, approved for the European market.

But the standards keep changing of course, to keep up with the developments in the industry. And you can be assured that we are keeping up as well.

Test, test, and more testing

In order for requiring an EU energy efficiency label, every single new model must undergo strict testing following international EN ISO standards. We test parameters such as cooling performance, pull down speed, energy consumption, and sound level.

Our products are tested at the factories, or in some cases by third parties, as well as in our own testing facilities in Denmark. You can therefore rest assured that our products live up to all EU regulations.

LOOK FOR THESE SYMBOLS

To make it easier for you to find the products that meet your requirements, we have added symbols as a guideline. We have specified their meaning below.



New product

The product has been launched recently.



Suitable for Dairy Products

The product has a temperature range that is suitable for storing dairy products.



Suitable for Fresh Fish

The product has a temperature range that is suitable for storing fresh fish.



Suitable for Fresh Meat

The product has a temperature range that is suitable for storing fresh meat.



Cooler option available

The freezer with this symbol is also available in a similar cooler model.



Freezer option available

The cooler with this symbol is also available in a similar freezer model.



Switchable Cooler / Freezer

The product can be used as a cooler or freezer. You can switch between the two options.



Dual Temperature

The product has two temperature zones.



Alarm

The product has an alarm installed to let you know that the temperature is too high.



Lock

The product has a lock and keys.



Site Survey

Please make sure site has been correctly surveyed both for access (door size/steps etc.), that the area for the unit is big enough, and that there is a suitable electrical supply.



Special Installation

In addition to site survey, the product requires special installation such as assembly.



Left Hinged Door

The product has a left-hinged door as standard.



Right Hinged Door

The product has a right-hinged door as standard.



Pharmacy Medical Cabinet

The product is suitable for storing pharmaceuticals.

